

Data for Career and Technical Education (CTE):

Regional Advisory Kickoff
Lane Community College

Brian Rooney November 1, 2023

HIGH WAGE-HIGH DEMAND OCCUPATIONS IN CAREER LEARNING AREAS

OUR DEFINITION OF HIGH-WAGE AND HIGH-DEMAND OCCUPATIONS

High-wage Occupations

Occupations paying more than the all-industry, all-ownership median wage for statewide or a particular area

High-demand Occupations

Occupations having more than the median number of total (growth plus replacement) openings for statewide or a particular area

High-skill Occupations


Occupations with a typical educational level needed for entry of postsecondary training (non-degree) or higher

OR

Occupations with an apprenticeship as the “typical on-the-job training” level

OR

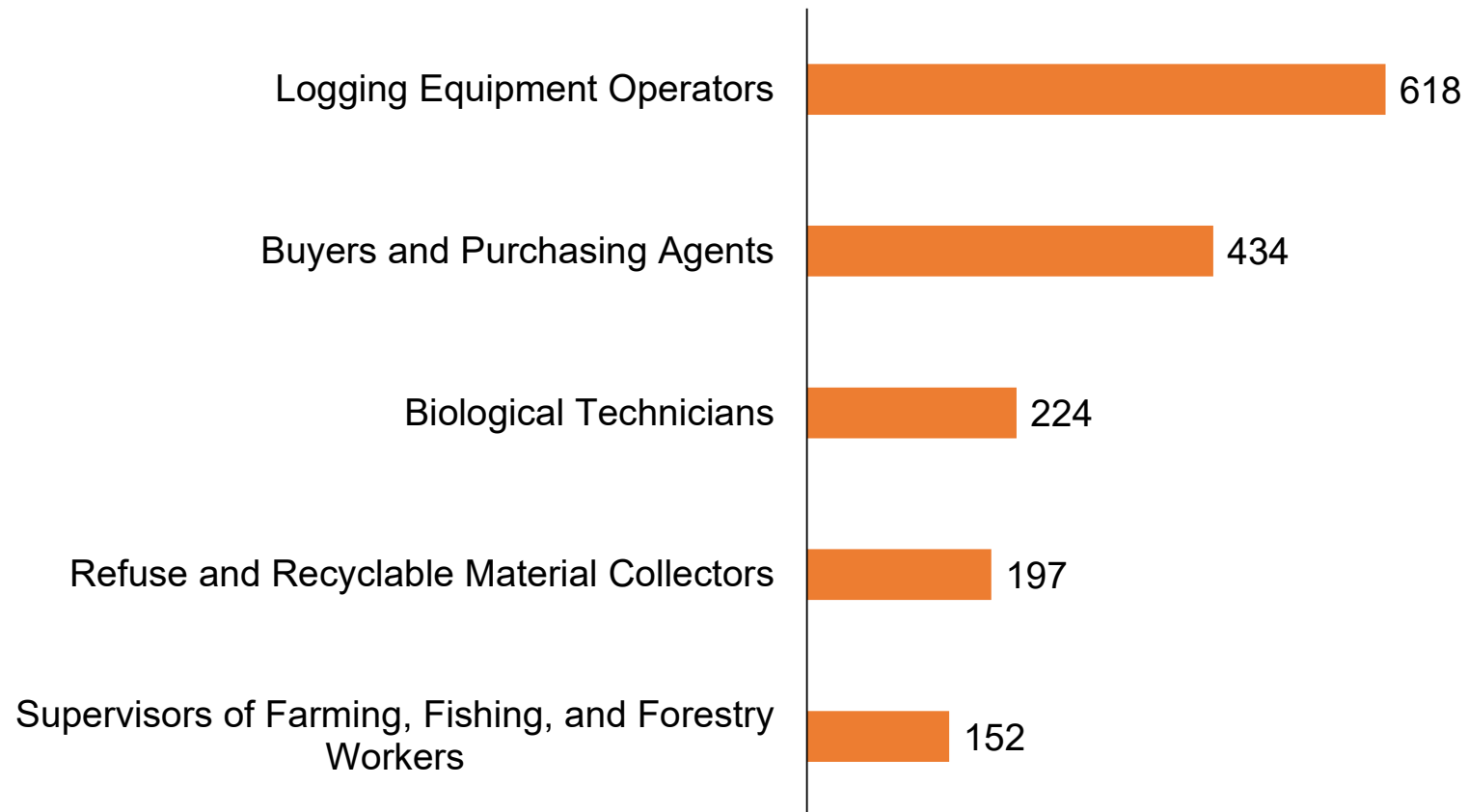
Occupations typically needing related work experience or long-term OJT for entry and postsecondary training (non-degree) or above as competitive.



One way to look at what's needed:
most projected job openings over 10 years

High Wage, High Demand Occupations with the most job openings projected 2021-2031

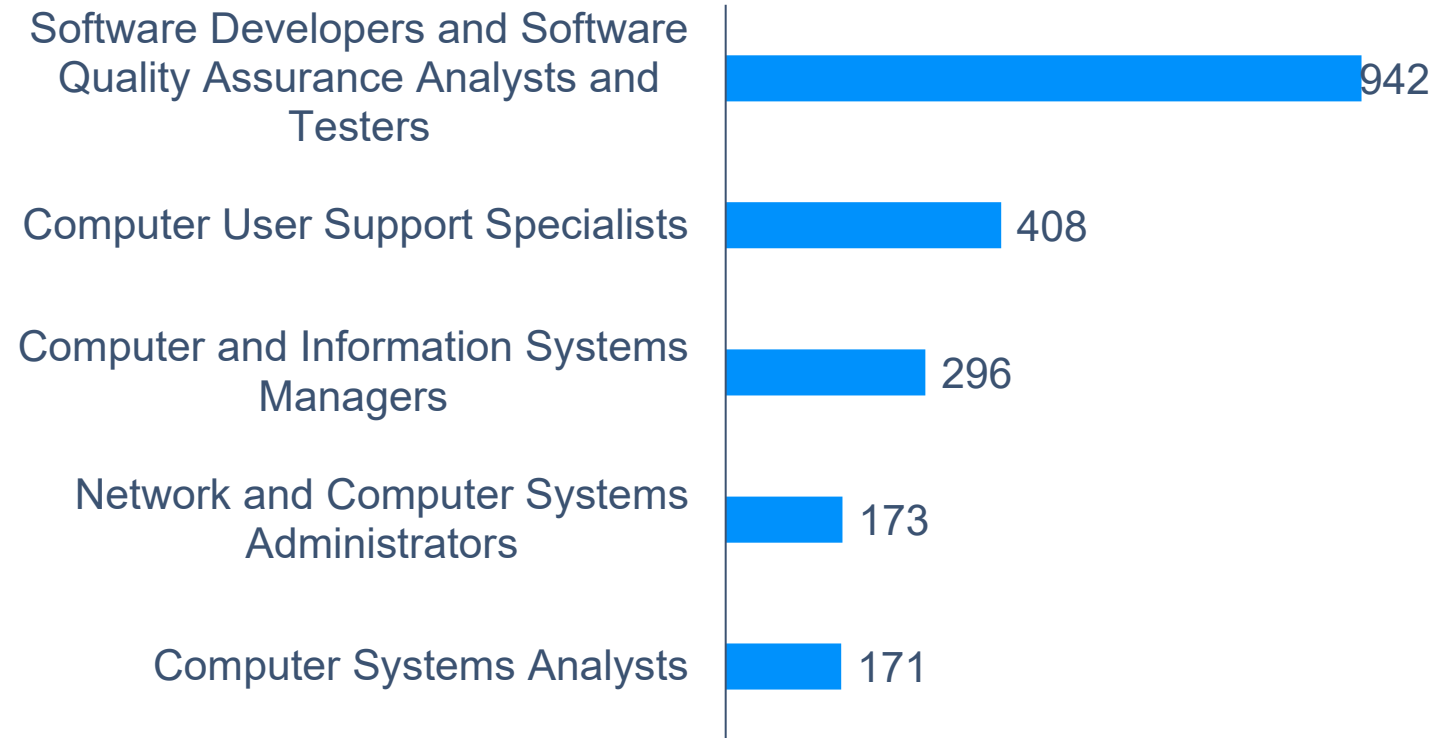
■ Agriculture, Food, and Natural Resource Systems



Source: Oregon Employment Department

High Wage, High Demand Occupations with the most job openings projected 2021-2031

■ Arts, Information & Communications

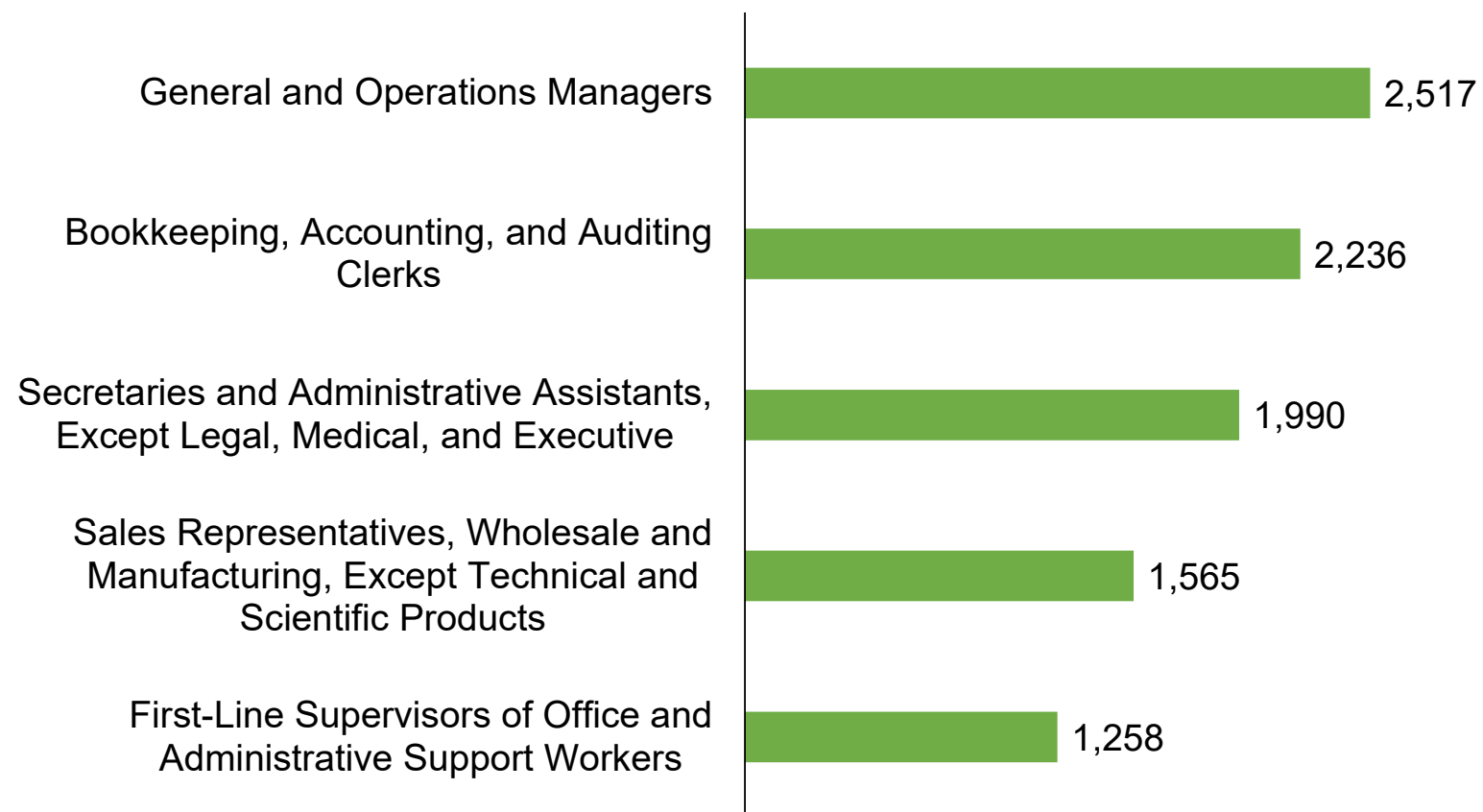


Source: Oregon Employment Department

OCCUPATIONS WITH THE MOST FORECASTED OPENINGS IN BUSINESS MANAGEMENT

High Wage, High Demand Occupations with the most job openings projected 2021-2031

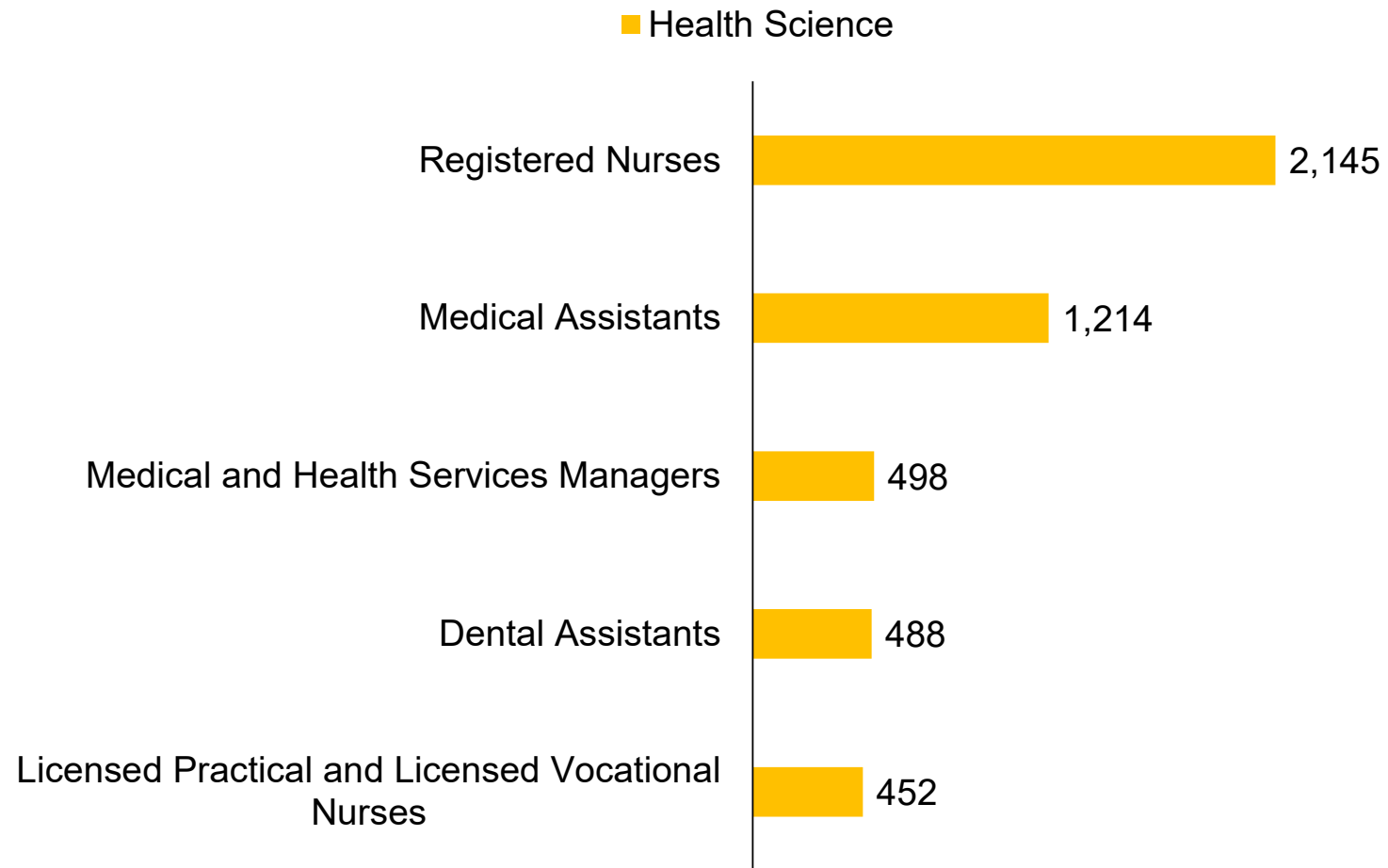
■ Business Management



Source: Oregon Employment Department

OCCUPATIONS WITH THE MOST FORECASTED OPENINGS IN HEALTH SCIENCE

High Wage, High Demand Occupations with the most job openings projected 2021-2031

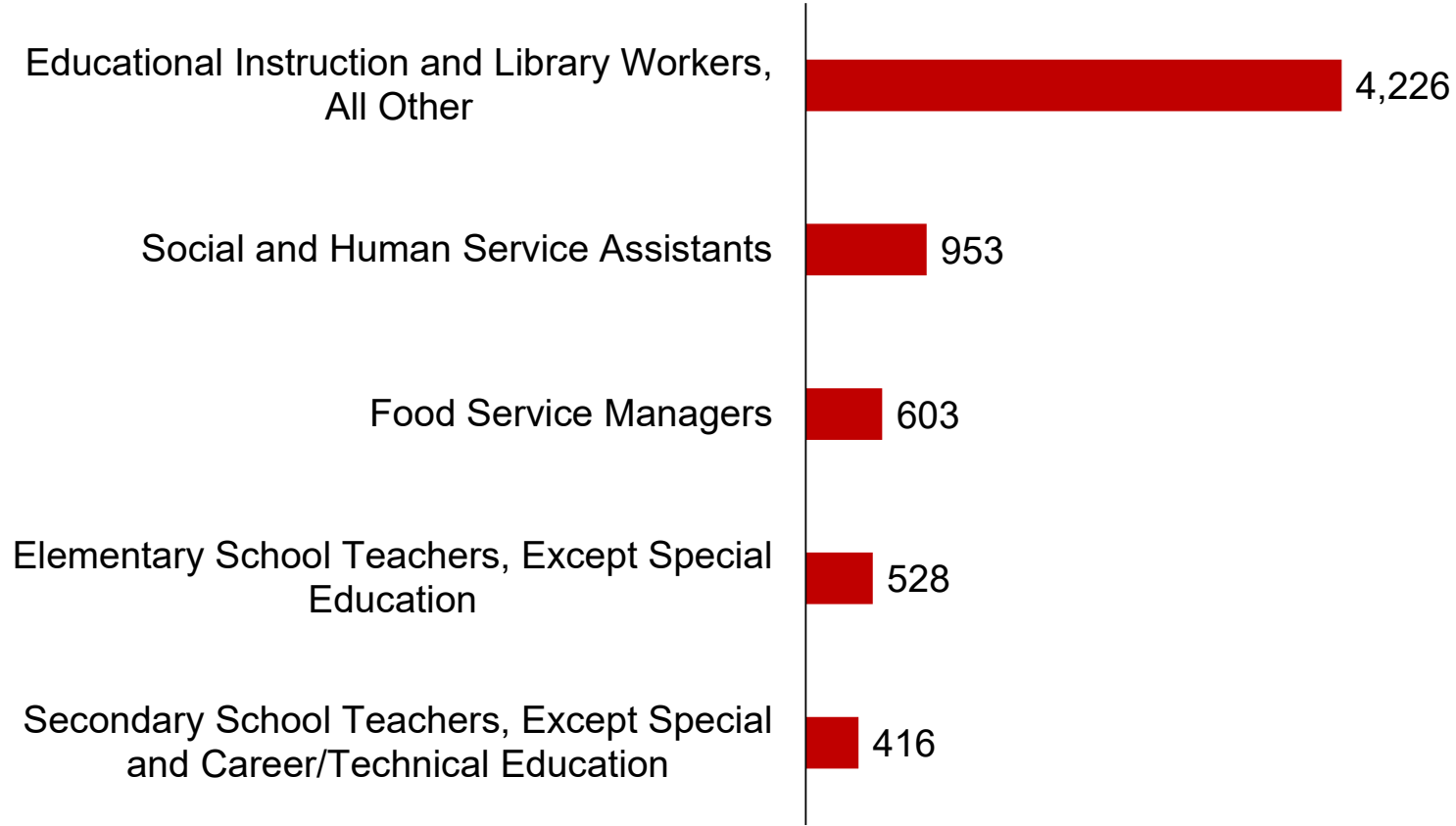


Source: Oregon Employment Department

OCCUPATIONS WITH THE MOST FORECASTED OPENINGS IN HUMAN RESOURCES

High Wage, High Demand Occupations with the most job openings projected 2021-2031

■ Human Resources

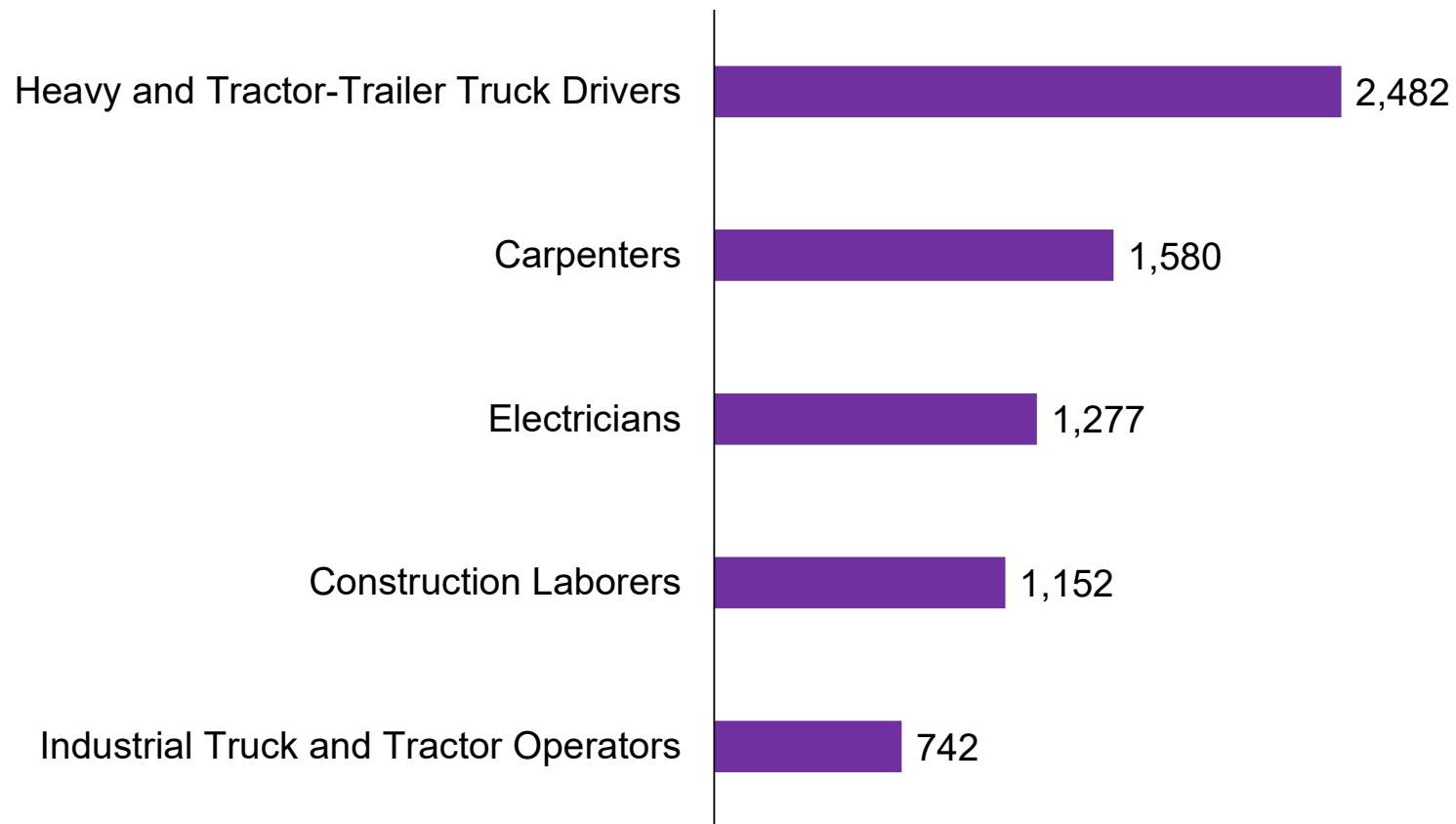


Source: Oregon Employment Department

OCCUPATIONS WITH THE MOST FORECASTED OPENINGS IN INDUSTRIAL AND ENGINEERING SYSTEMS

High Wage, High Demand Occupations with the most job openings projected 2021-2031

■ Industrial and Engineering Systems



Source: Oregon Employment Department

EQUITY AS MEASURED BY DEMOGRAPHICS

Our workforce is less diverse than the nation

2021 Workforce (private industry)

Lane County

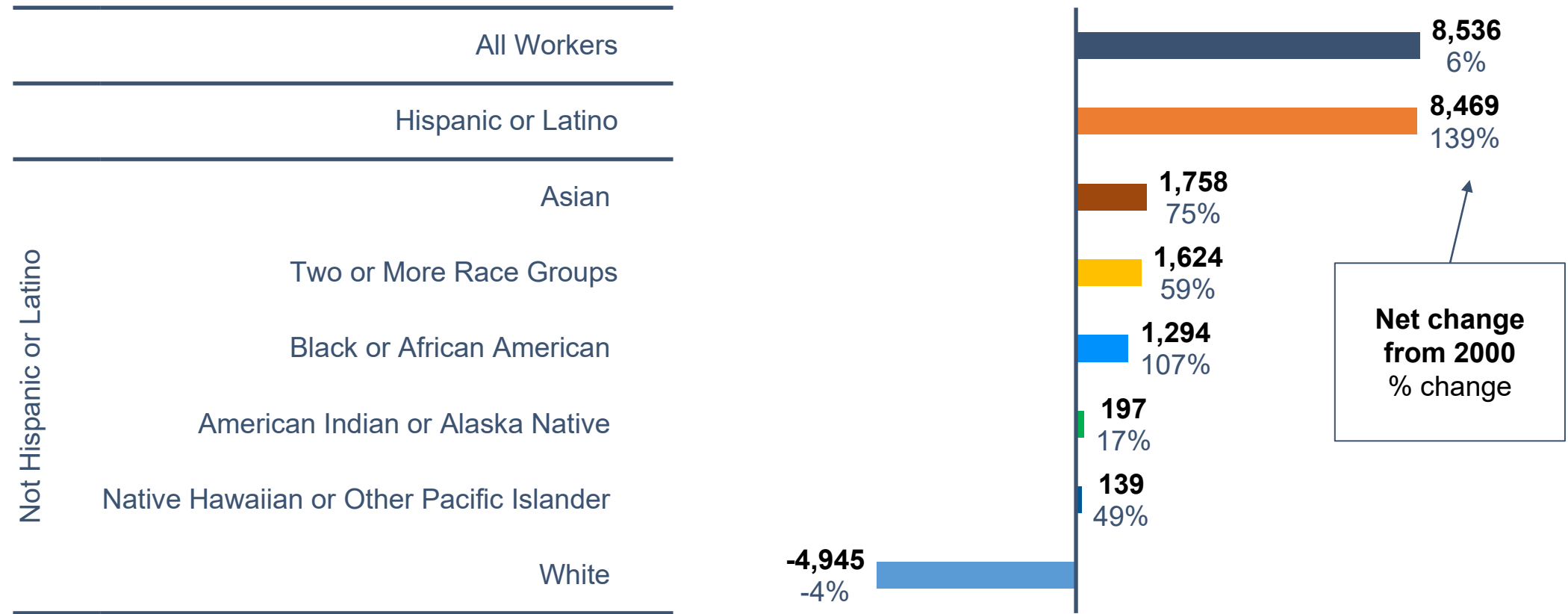
United States

White	81%	62%
Black or African American	2%	12%
American Indian or Alaska Native	1%	1%
Asian	3%	7%
Native Hawaiian or Pacific Islander	0.3%	0.2%
Two or More Race Groups	3%	2%
Hispanic or Latino (of any race)	10%	17%

Source: U.S. Census Bureau, Quarterly Workforce Indicators

..but workforce change is happening quickly

Change in Workforce by Race and Ethnicity
Lane County 2000-2021

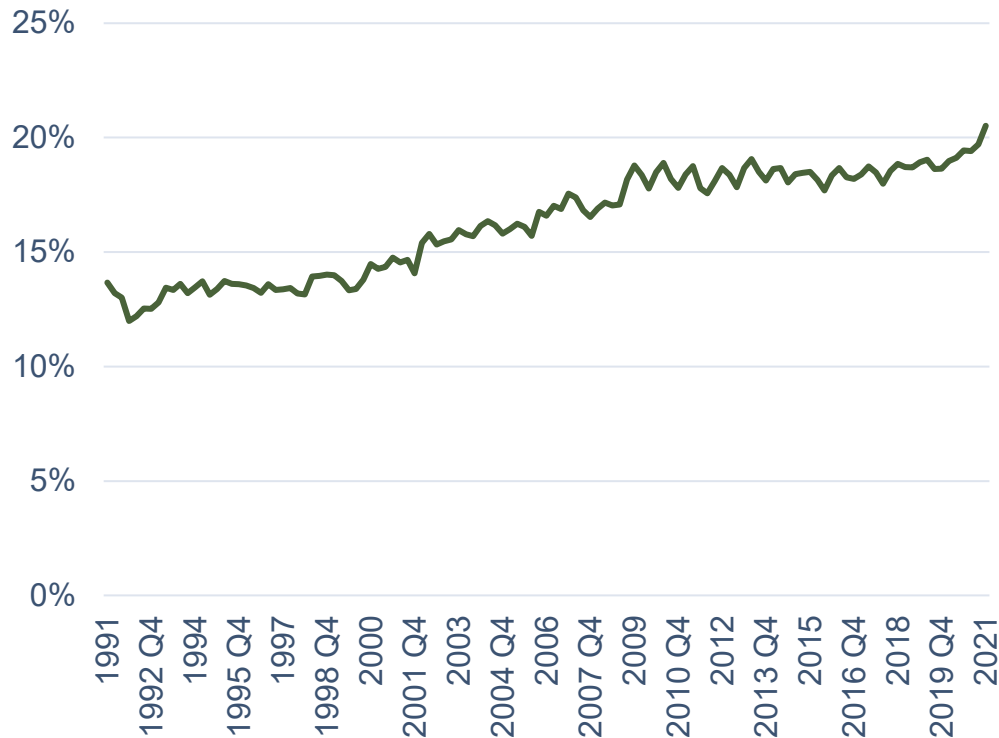


Source: U.S. Census Bureau, Quarterly Workforce Indicators

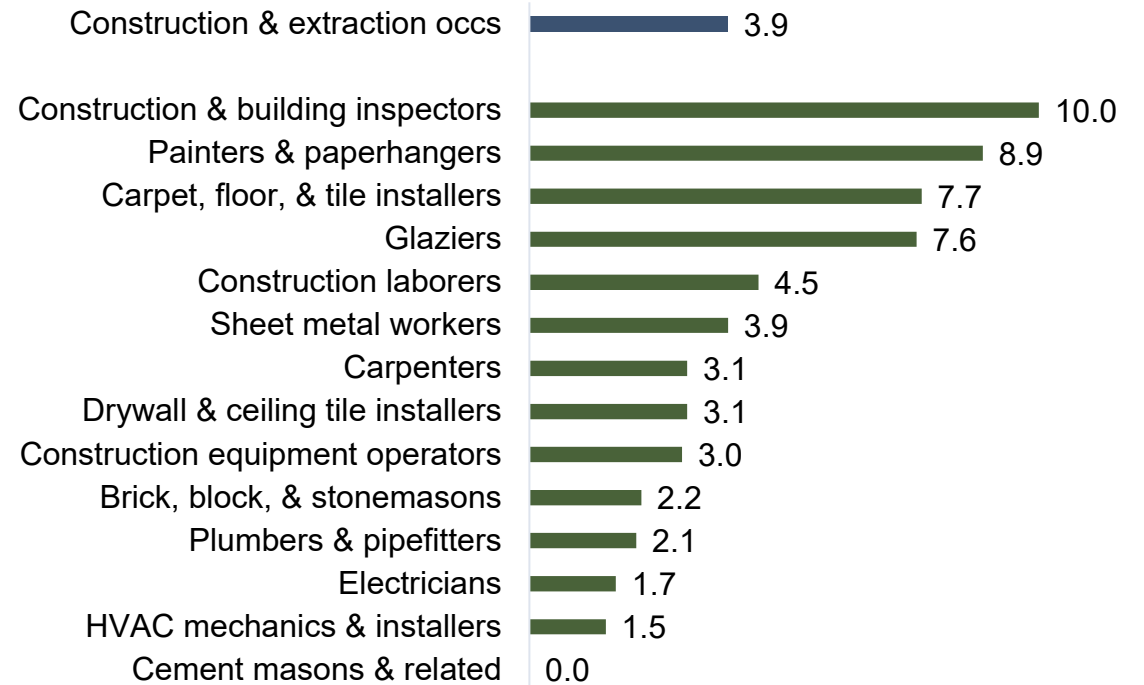
Example 2: Demographic roles

Women make up more of the construction industry, but occupations lag

Percent Women in Construction Industry
Lane County



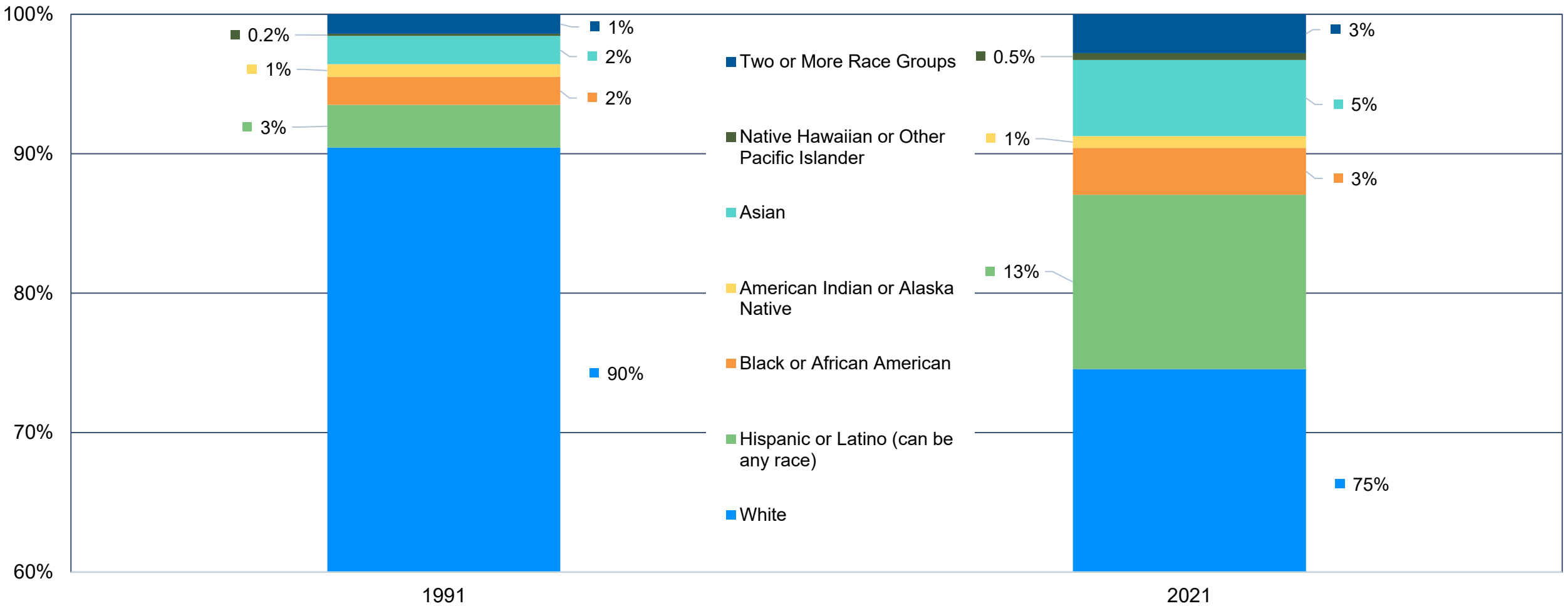
Percent women in construction occupations
U.S. 2021



Source: Oregon Employment Department, US Census Bureau Quarterly Workforce Indicators, Bureau of Labor Statistics

Health care has gotten much more diverse in the last 30 years

Health Care and Social Assistance Employment by Race/Ethnicity, Lane County



Source: Oregon Employment Department, US Census Bureau Quarterly Workforce Indicators, Bureau of Labor Statistics

Health occupations also differ by race and ethnicity

Percentage of Workers by Race and Ethnicity
2021, U.S.

Highest		Lowest	
Black or African American			
Nursing assistants	33%	Diagnostic medical sonographers	3%
Home health aides	32%	Dental hygienists	3%
Licensed practical and licensed vocational nurses	28%	Chiropractors	3%
Asian			
Pharmacists	20%	Speech-language pathologists	1%
Dentists	20%	Healthcare social workers	1%
Physical therapists	13%	Psychiatric technicians	1%
Hispanic or Latino			
Dental assistants	30%	Nurse practitioners	6%
Medical assistants	30%	Physical therapists	5%
Home health aides	26%	Occupational therapists	4%

Source: Oregon Employment Department, Bureau of Labor Statistics

**EMPLOYMENT DEPARTMENT DATA ON QUALITYINFO.ORG
THE OCCUPATIONAL PROFILE PAGE**

FROM THE HOMEPAGE, HOVER OVER "TOOLS" AND CLICK ON "OCCUPATION AND WAGE INFORMATION"



- Home
- Tools
- Regional Info
- Data
- Publications
- Press Release

OUR LATEST RESEARCH



Psilocybin Services: Oregon's Newest Industry Begins Popping Up

Guy Tauer Oct 19

One of Oregon's most recent industries to come out of the dark and into the legal light is the psilocybin services industry, which is now permitted t...

Oct 17
[Summer 2023 Hiring Among Oregon's Private Employers](#)

Oct 11
[Plumbers Can Find Top Wages in Oregon](#)

Oct 2
[Oregon Economic Update: The Elusive Soft Landing](#)

Sep 26
[Career and Technical Education in Oregon](#)

Sep 20
[Oregon's Growing Hispanic Workforce](#)

Sep 20
[Let Them Eat Hake – Oregon's Seafood Processing Industry](#)

[More Articles](#)

OREGON ECONOMIC INDICATORS

Unemployment Rate - September 2023
3.5% ↑
Seasonally Adjusted 0.1%

Total Unemployed - September 2023
74,832 ↑
Seasonally Adjusted 1,326

Nonfarm Employment - September 2023
1,995,500 ↑
Seasonally Adjusted 8,100

Job Vacancies - 3rd Quarter 2023
70,485 ↑
2.0%

JOB & CAREER SEARCH

 [Find Jobs](#) [Get Report](#)

(showing 1 of 2) Info

Industry

BizNews

- Latest Items (25)
- Aina Kauai Style Grill a food cart will reopen in Bend. *The Source*



Occupation Profiles

Oregon, All Occupations

Median Hourly Wage	2021 Employment	Job Openings per Year	10-Year Growth
\$23.75	2,061,260	249,949	12.8%

Enter any occupation in the search and get a report that includes information on current job openings, wages, projected employment, educational requirements, skills, schools and training providers, and more. Once in the report use the filters on the side to change your geography or search a new occupation.

USE THE LITTLE GLOBE TO SELECT AN AREA.

Occupation Profiles

Registered Nurses (291141) Oregon (All Counties)



Median Hourly Wage	2021 Employment	Job Openings per Year	10-Year Growth
\$53.26	41,304	2,505	10.3%

Description

Assess patient health problems and needs, develop and implement nursing care plans, and maintain medical records. Administer nursing care to ill, injured, convalescent, or disabled patients. May advise patients on health maintenance and disease prevention or provide case management. Licensing or registration required. Includes Clinical Nurse Specialists. Excludes "Nurse Anesthetists" (29-1151), "Nurse Midwives" (29-1161), and "Nurse Practitioners" (29-1171).



- + Expand All
- + Job Openings Listed with the Oregon Employment Department
- + Job Openings from Other Websites
- + State of Oregon Licenses & Certifications
- + Wage Range 2023
- + Employment Outlook
- + Area Employment Projections
- + Industries of Employment
- + Educational Requirements
- + Knowledge, Skills, Abilities, and Work Activities
- + Schools and Training Providers

Occupation Profiles



Registered Nurses (291141) Lane (Lane)

Median Hourly Wage	2021 Employment	Job Openings per Year	10-Year Growth
\$50.59	3,263	215	14.4%



Description

Assess patient health problems and needs, develop and implement nursing care plans, and maintain medical records. Administer nursing care to ill, injured, convalescent, or disabled patients. May advise patients on health maintenance and disease prevention or provide case management. Licensing or registration required. Includes Clinical Nurse Specialists. Excludes "Nurse Anesthetists" (29-1151), "Nurse Midwives" (29-1161), and "Nurse Practitioners" (29-1171).



- + Expand All
- + Job Openings Listed with the Oregon Employment Department
- + Job Openings from Other Websites
- + State of Oregon Licenses & Certifications
- + Wage Range 2023
- + Employment Outlook
- + Area Employment Projections
- + Industries of Employment
- + Educational Requirements
- + Knowledge, Skills, Abilities, and Work Activities
- + Schools and Training Providers

WAGE RANGE AND EMPLOYMENT PROJECTIONS

- Wage Range 2023 for Registered Nurses

Area	10th Percentile	25th Percentile	50th Percentile (median)	75th Percentile	90th Percentile	Average Hourly	Average Annual
Oregon	\$40.68	\$47.19	\$53.26	\$59.94	\$65.50	\$53.23	\$110,710
Lane	\$40.27	\$41.82	\$50.59	\$51.37	\$60.52	\$49.37	\$102,686

[Data Sources and Limitations](#)

+ Employment Outlook

- Area Employment Projections for Registered Nurses

Area	2021 Employment	2031 Employment	Change	% Change	Annual Growth Openings	Annual Replacement Openings	Total Annual Openings
Oregon	41,304	45,543	4,239	10.3%	424	2,081	2,505
Lane	3,263	3,732	469	14.4%	47	168	215

Replacement openings occur when workers permanently leave an occupation for reasons such as retirement.

[Data Sources and Limitations](#)

+ Industries of Employment

+ Educational Requirements

+ Knowledge, Skills, Abilities, and Work Activities

+ Schools and Training Providers

+ Related Occupations

- ✓ High wage occupations are those with a median wage more than the overall median for an area.
- ✓ High demand occupations have more than the median number of openings for an area.

BRIAN ROONEY, REGIONAL LABOR ECONOMIST

541-359-9546

BRIAN.T.ROONEY@EMPLOY.OREGON.GOV

HENRY FIELDS, WORKFORCE ANALYST

541-359-9178

HENRY.L.FIELDS@EMPLOY.OREGON.GOV