

HELP WANTED IN LANE COUNTY

RESULTS FROM THE 2023 JOB VACANCY SURVEY

FEBRUARY 2024

LANE COUNTY HAD ROUGHLY 7,700 JOB VACANCIES AT ANY GIVEN TIME IN 2023.

We surveyed 1,700 private employers with two or more employees.

If they were hiring, employers gave details about each vacancy, including:

- Job title
- Full- or part-time status
- Permanent or temporary status
- Starting wage or salary
- Education and experience requirements

Businesses also identified if their vacancies were difficult to fill, and if so, they wrote in the primary reason they faced hiring challenges.

ACROSS OREGON, BUSINESSES REPORTED ROUGHLY 72,800 VACANCIES AT ANY GIVEN TIME IN 2023.

Oregon Job Vacancies

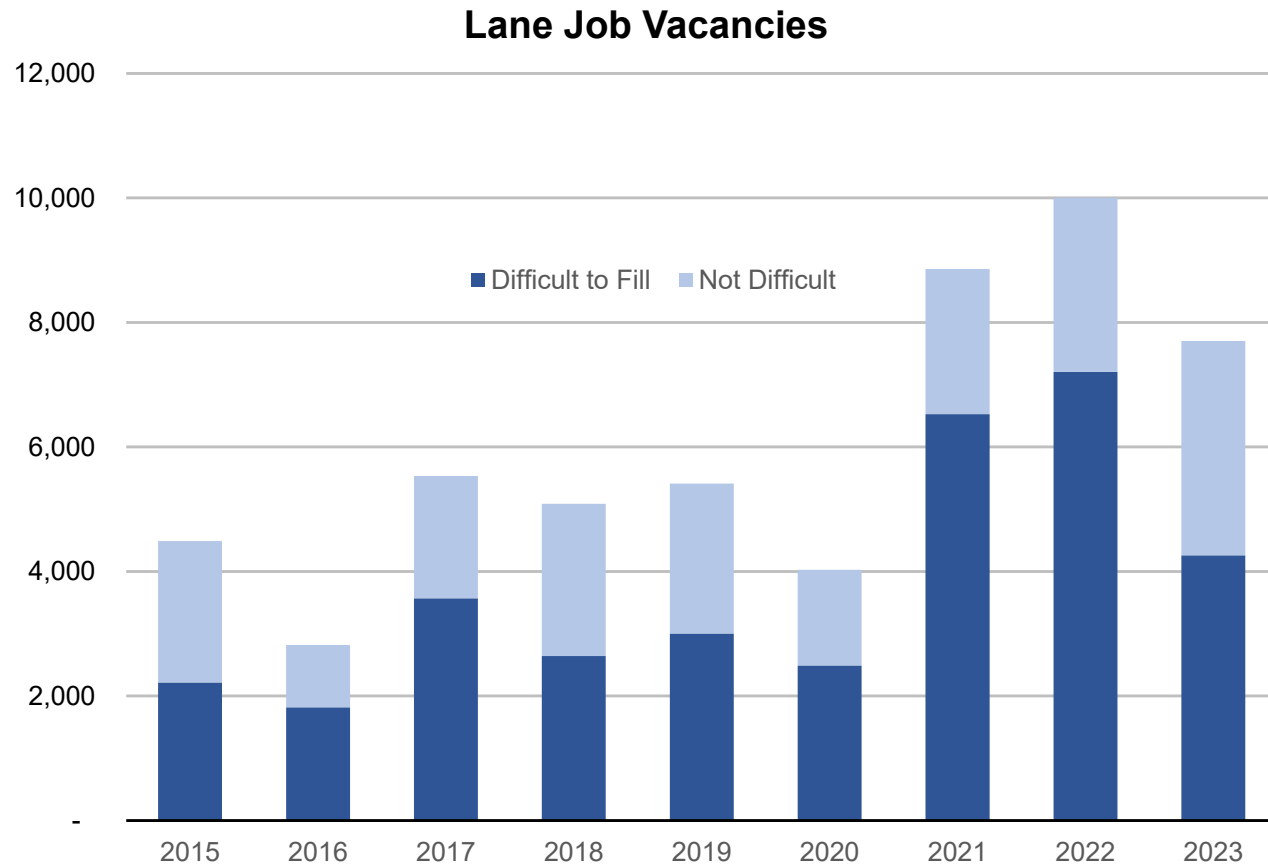
	2019	2020	2021	2022	2023
Vacancies	57,241	44,408	96,887	103,977	72,815
Average Hourly Wage	\$18.81	\$18.05	\$19.69	\$21.66	\$25.13
Full-time Positions	77%	79%	78%	81%	82%
Permanent Positions	93%	92%	93%	94%	94%
Requiring Education Beyond High School	34%	33%	30%	29%	39%
Requiring Previous Experience	57%	53%	53%	52%	58%
Difficult to Fill	57%	51%	72%	72%	61%

The number of Oregon job vacancies declined from 2022 to 2023, as the recovery from the 2020 pandemic recession slowed. Employers reported about six out of 10 openings were difficult to fill in 2023.

Characteristics Oregon employers are looking for didn't change much during the pandemic recession and recovery. A typical job vacancy tends to be for a full-time, permanent position. 39% require education beyond high school and 58% require previous experience.

Source: Oregon Employment Department

LANE VACANCIES DECLINED IN 2023, AFTER THE 2022 PEAK.



Source: Oregon Employment Department

A QUARTER OF 2023 VACANCIES HAD BEEN OPEN FOR 60 DAYS OR LONGER – DOWN FROM A THIRD IN 2021 AND 2022.

Lane County Job Vacancies by Length of Time Job has been Open, 2023

Length of Time Job has been Open	Vacancies	Average Wage	Difficult to Fill
All Vacancies	7,704	\$23.53	55%
< 30 Days	1,915	\$22.39	29%
30-59 Days	1,086	\$20.96	64%
60+ Days	1,652	\$28.05	82%
Always Open	2,026	\$22.41	82%
Unknown	1,025	\$20.63	1%

A higher share of these longer-term vacancies were reported as difficult to fill, at 82%.

Source: Oregon Employment Department

PRIVATE HEALTH CARE AND SOCIAL ASSISTANCE REPORTED THE MOST VACANCIES OF ANY INDUSTRY.

Lane County Job Vacancies by Industry, 2023

Industry	Vacancies	Average Wage
All Industries	7,704	\$23.53
Health care and social assistance	3,097	\$27.38
Management, administrative, and waste services	1,091	\$22.34
Leisure and hospitality	688	\$15.61
Retail trade	483	\$18.49
Other services	457	\$20.67
Construction	448	\$22.81
Manufacturing	362	\$25.59
Professional, scientific, and technical services	250	\$28.12
Wholesale trade	241	\$19.31
Transportation, warehousing, and utilities	241	\$28.75
Financial activities	160	\$22.52
Information	78	\$21.59
Natural resources and mining	56	n/a
Private educational services	52	n/a

Source: Oregon Employment Department

ALL THREE OF THE TOP OCCUPATION GROUPS IN 2023 WERE RELATED TO HEALTH CARE AND SOCIAL ASSISTANCE.

Lane County Job Vacancies by Occupation Group, 2023

Occupation Group	Vacancies	Average Wage
All Occupations	7,704	\$23.53
Community and Social Service	810	\$25.75
Health Care Practitioners and Technical	802	\$41.94
Health Care Support	749	\$18.41
Food Preparation and Serving Related	581	\$15.31
Building and Grounds Cleaning and Maintenance	565	\$18.53
Transportation and Material Moving	532	\$22.40
Office and Administrative Support	530	\$19.21
Installation, Maintenance, and Repair	528	\$23.31
Sales and Related	496	\$18.84
Management	377	\$38.60
Production	353	\$21.07
Construction and Extraction	322	\$21.87
Business and Financial Operations	301	\$25.94
Education, Training, and Library	237	\$20.54
Protective Service	203	\$15.70
Personal Care and Service	101	\$17.14
Computer and Mathematical	95	\$34.55

Source: Oregon Employment Department

AREA BUSINESSES WERE HIRING FOR A VARIETY OF JOBS ACROSS THE ECONOMY IN 2023. THEY REPORTED VACANCIES FOR 182 DIFFERENT OCCUPATIONS.

Top Lane County Occupations With the Highest Number of Job Vacancies, 2023

Occupation	Vacancies
All Occupations	7,704
Mental Health Counselors	481
Personal Care Aides	407
Heavy and Tractor-Trailer Truck Drivers	308
Landscaping and Groundskeeping Workers	252
Maids and Housekeeping Cleaners	232
Nursing Assistants	216
Cashiers	198
Security Guards	171
Preschool Teachers, Except Special Education	166
Registered Nurses	154
Construction Laborers	152
Social and Human Service Assistants	151
Physical Therapists	123
Cooks, Restaurant	120
Fast Food and Counter Workers	118

Source: Oregon Employment Department

EMPLOYERS HAD MORE DIFFICULTY FILLING VACANCIES IN SOME OCCUPATIONS.

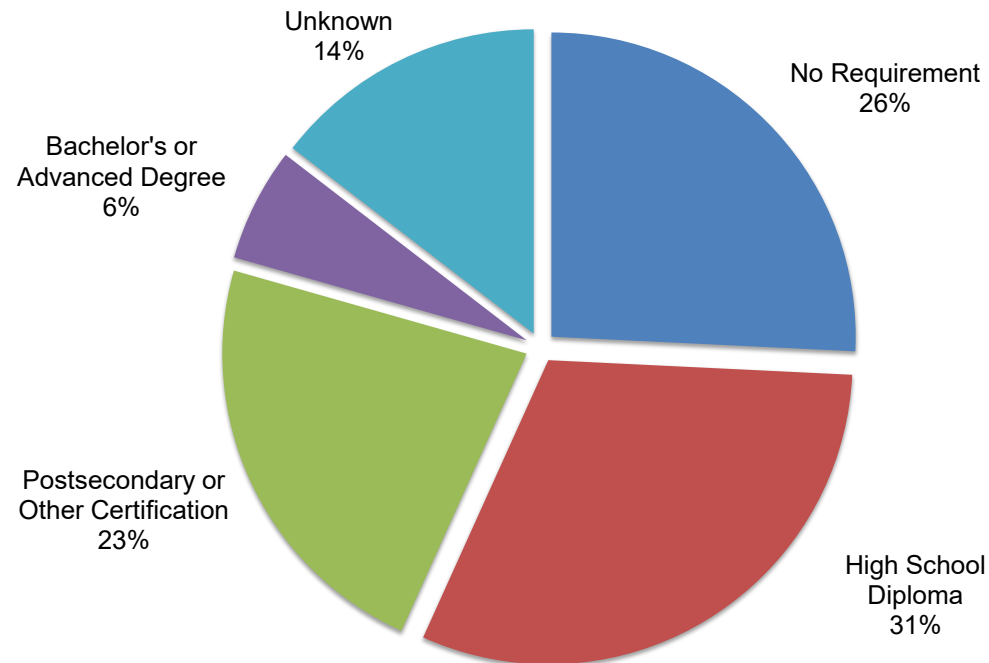
Top Lane County Occupations With the Highest Number of Difficult-to-Fill Job Vacancies, 2023

Occupation	Vacancies
Difficult-to-Fill Vacancies in All Occupations	4,261
Heavy and Tractor-Trailer Truck Drivers	282
Landscaping and Groundskeeping Workers	227
Personal Care Aides	176
Security Guards	171
Nursing Assistants	159
Mental Health Counselors	144
Physical Therapists	123
Registered Nurses	98
Construction Laborers	95
Speech-Language Pathologists	91
Cooks, Restaurant	88
Tax Preparers	88

Source: Oregon Employment Department

SIX OUT OF 10 OF THE LANE COUNTY JOB VACANCIES REQUIRED NO EDUCATION BEYOND HIGH SCHOOL.

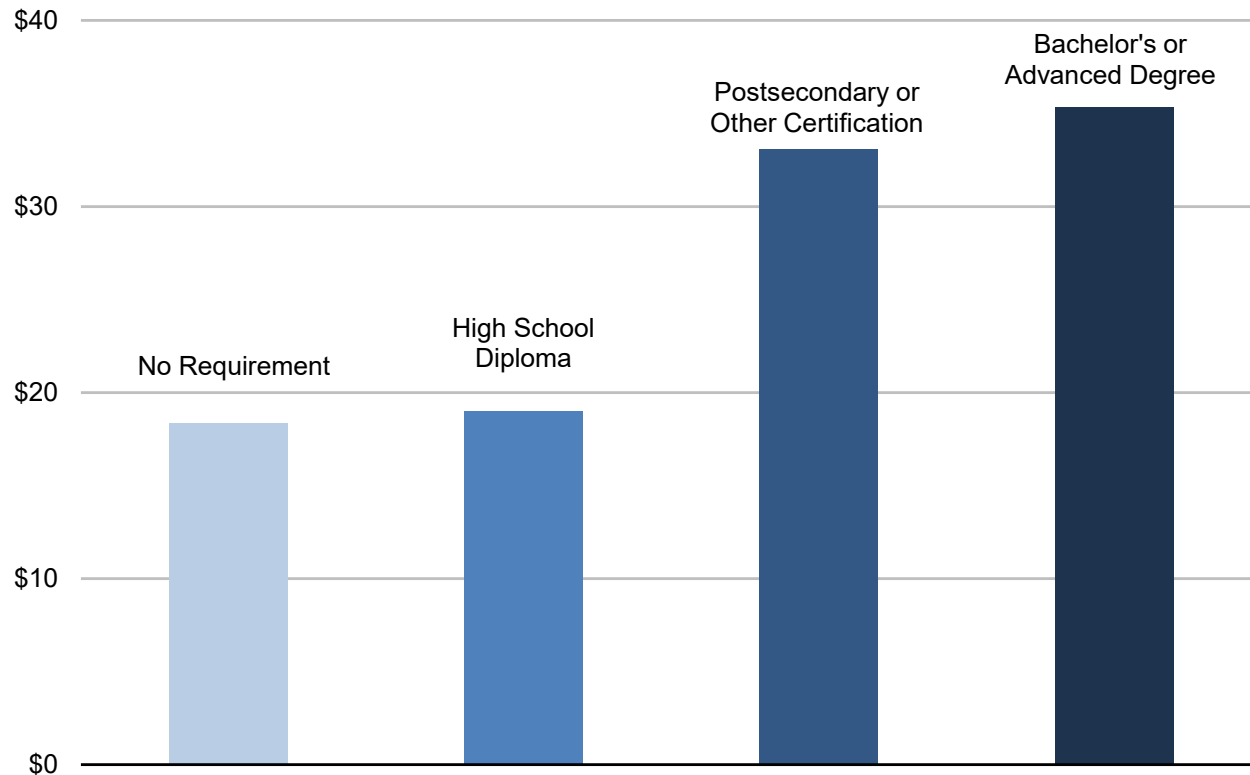
Lane County Job Vacancies by Education Requirement, 2023



Source: Oregon Employment Department

AVERAGE HOURLY WAGES GENERALLY INCREASE ALONG WITH EDUCATION REQUIREMENTS FOR JOB VACANCIES...

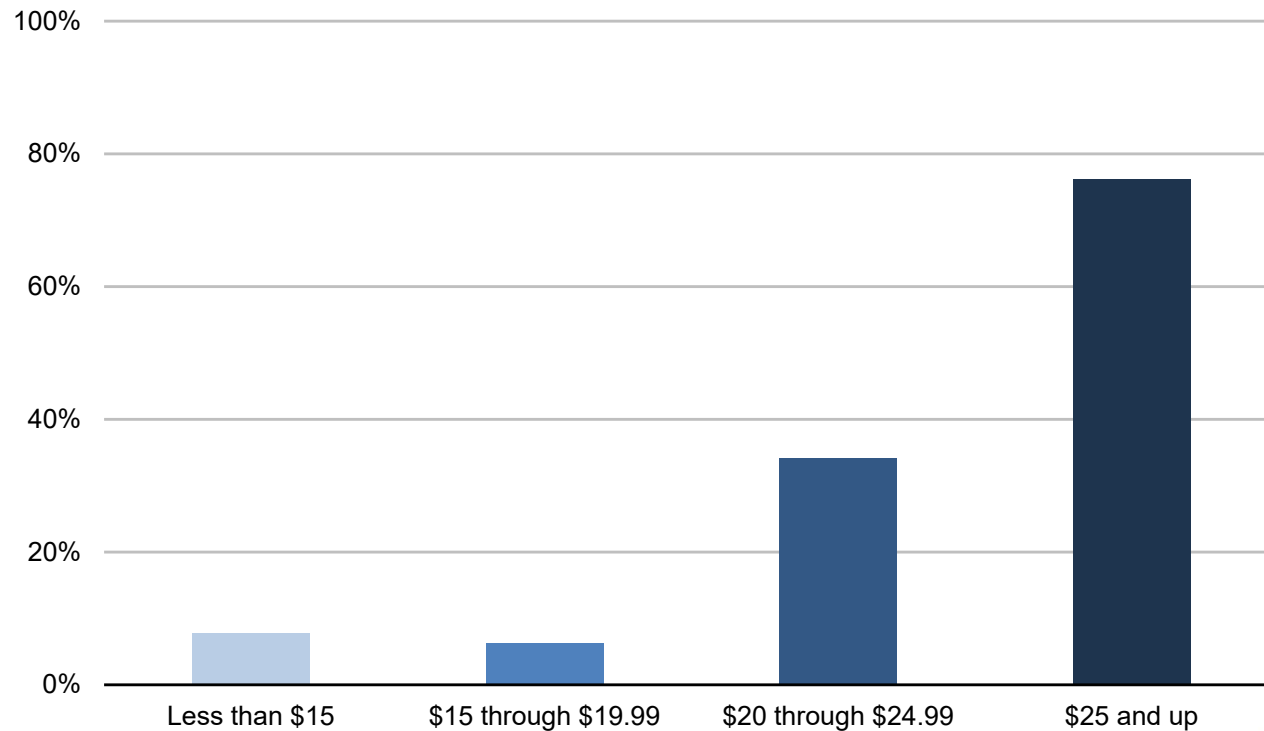
Average Hourly Wage for Lane County Job Vacancies by Education Requirement, 2023



Source: Oregon Employment Department

...AND HIGH-PAYING VACANCIES ARE MORE LIKELY TO REQUIRE EDUCATION BEYOND HIGH SCHOOL.

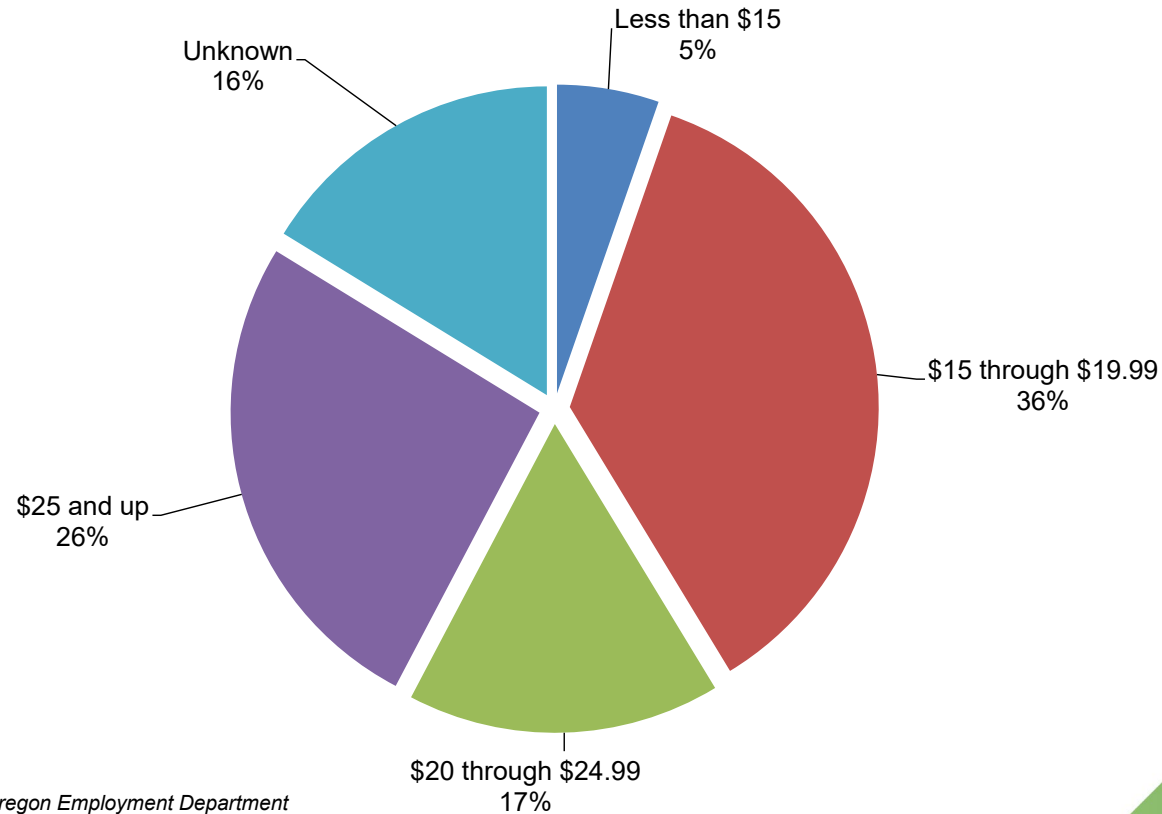
Share of Lane County Job Vacancies Requiring Education Beyond High School by Hourly Wage Range, 2023



Source: Oregon Employment Department

TWO OUT OF FIVE VACANCIES IN LANE COUNTY HAD WAGES STARTING AT LESS THAN \$20 PER HOUR.

Lane County Job Vacancies by Hourly Wage, 2023



Source: Oregon Employment Department

VACANCIES REQUIRING HIGHER EDUCATION ARE MORE LIKELY TO BE HIGH-PAYING, FULL TIME, AND REQUIRE PRIOR EXPERIENCE.

Lane County Job Vacancies by Required Education Level, 2023

Required Education Level	Vacancies	Average Hourly Wage	Full-time Positions	Permanent Positions	Require Previous Experience	Difficult to Fill
All Education Levels	7,704	\$23.53	82%	97%	54%	55%
No Requirement	1,985	\$18.34	63%	95%	41%	60%
High School Diploma	2,387	\$19.02	83%	97%	58%	50%
Postsecondary or Other Certification	1,745	\$33.06	88%	97%	76%	82%
Bachelor's or Advanced Degree	465	\$35.35	95%	99%	99%	56%
Unknown	1,122	\$23.77	99%	100%	17%	17%

Source: Oregon Employment Department

ABOUT HALF (54%) OF ALL LANE COUNTY VACANCIES REQUIRE PREVIOUS WORK EXPERIENCE.

Lane County Job Vacancies by Experience Requirement, 2023

Prior Experience Required	Vacancies	Average Wage
All Requirements	7,704	\$23.53
No Requirement	2,481	\$18.82
<1 Year	968	\$22.71
1-5 Years	2,840	\$25.50
5+ Years	356	\$47.80
Unknown	1,059	\$21.42

Source: Oregon Employment Department

HIGH-PAYING OPENINGS ARE MORE LIKELY TO REQUIRE A COMBINATION OF EDUCATION AND PREVIOUS EXPERIENCE.

Lane County Job Vacancies by Hourly Wage Range, 2023

Wage (per hour)	Vacancies	Average Hourly Wage	Full-time Positions	Permanent Positions	Require Education Beyond High School	Require Previous Experience	Difficult to Fill
All Wage Ranges	7,704	\$23.53	82%	97%	34%	54%	55%
Less than \$20	3,183	\$16.52	68%	95%	7%	42%	53%
\$20 through \$29.99	2,105	\$23.62	89%	98%	43%	78%	66%
\$30 and up	1,165	\$42.54	95%	98%	86%	81%	82%
Unknown	1,251		95%	100%	51%	20%	20%

Source: Oregon Employment Department

THE OREGON JOB VACANCY SURVEY CAPTURES INFORMATION FOR NINE SUB-STATE AREAS.

Survey Region

Counties

Central Oregon/East Cascades

Crook, Deschutes, Gilliam, Hood River, Jefferson, Klamath, Lake, Sherman, Wasco, Wheeler

Clackamas

Clackamas

Eastern Oregon

Baker, Grant, Harney, Malheur, Morrow, Umatilla, Union, Wallowa

Lane

Lane

Mid-Valley

Linn, Marion, Polk, Yamhill

Northwest Oregon

Benton, Clatsop, Columbia, Lincoln, Tillamook

Portland-Metro

Multnomah, Washington

Rogue Valley

Jackson, Josephine

Southwestern Oregon

Coos, Curry, Douglas

40% VACANCIES IN OREGON WERE IN THE PORTLAND TRI-COUNTY (PORTLAND METRO AND CLACKAMAS) AREA.

Oregon Job Vacancies by Geography, 2023

Geography	Vacancies	Average Hourly Wage	Full-time Positions	Permanent Positions	Require Education Beyond High School	Require Previous Experience	Difficult to Fill
Oregon Statewide	72,815	\$25.13	82%	94%	39%	58%	61%
Portland Metro	21,685	\$28.81	91%	97%	47%	66%	51%
Mid-Valley	9,190	\$23.51	79%	96%	41%	60%	61%
East Cascades	9,024	\$23.62	74%	92%	34%	55%	70%
Lane	7,704	\$23.53	82%	97%	34%	54%	55%
Clackamas	7,481	\$26.13	80%	95%	41%	54%	60%
Rogue Valley	5,214	\$22.87	80%	94%	40%	54%	66%
Northwest Oregon	4,684	\$21.18	66%	82%	30%	48%	75%
Southwestern Oregon	3,301	\$22.05	83%	91%	30%	54%	73%
Eastern Oregon	3,035	\$20.74	80%	90%	31%	41%	73%
Multi-area or unknown	1,497	\$34.69	95%	95%	54%	86%	61%

Source: Oregon Employment Department

JOB VACANCIES HAVE DECREASED SINCE 2022 IN ALL AREAS OF THE STATE.

Oregon Job Vacancies by Geography, 2019-2023

Geography	2019	2020	2021	2022	2023	Change from 2022
Oregon Statewide	57,241	44,408	96,887	103,977	72,815	-30%
Portland Metro	21,218	13,429	28,014	30,991	21,685	-30%
Mid-Valley	7,091	6,995	12,681	15,083	9,190	-39%
East Cascades	5,673	4,402	10,771	10,697	9,024	-16%
Clackamas	5,795	3,921	10,088	11,934	7,481	-37%
Lane	5,414	4,029	8,857	10,003	7,704	-23%
Rogue Valley	4,134	3,749	8,752	8,934	5,214	-42%
Northwest Oregon	3,357	2,255	7,311	6,624	4,684	-29%
Southwestern Oregon	1,745	2,195	4,801	4,298	3,301	-23%
Eastern Oregon	2,147	2,527	4,199	4,399	3,035	-31%
Multi-area or unknown	667	906	1,413	1,014	1,497	48%

Source: Oregon Employment Department

BRIAN ROONEY, REGIONAL ECONOMIST

BRIAN.T.ROONEY@EMPLOY.OREGON.GOV

(541) 359-9546

FOR MORE INFORMATION ABOUT JOB VACANCIES IN OREGON, VISIT THE JOB VACANCY SURVEY BOX ON THE [PUBLICATIONS](#) PAGE AT QUALITYINFO.ORG

**SIGN UP FOR THE LATEST WORKFORCE AND ECONOMIC RESEARCH
WWW.QUALITYINFO.ORG/SUBSCRIBE**