

HELP WANTED IN CLACKAMAS COUNTY

**RESULTS FROM THE 2024
JOB VACANCY SURVEY**

FEBRUARY 2025

CLACKAMAS COUNTY HAD ROUGHLY 6,700 JOB VACANCIES AT ANY GIVEN TIME IN 2024.

We surveyed 1,700 private employers with two or more employees.

If they were hiring, employers gave details about each vacancy, including:

- Job title
- Full- or part-time status
- Permanent or temporary status
- Starting wage or salary
- Education and experience requirements

Businesses also identified if their vacancies were difficult to fill, and if so, they wrote in the primary reason they faced hiring challenges.

ACROSS OREGON, BUSINESSES REPORTED ROUGHLY 57,800 VACANCIES AT ANY GIVEN TIME IN 2024.

Oregon Private Job Vacancies

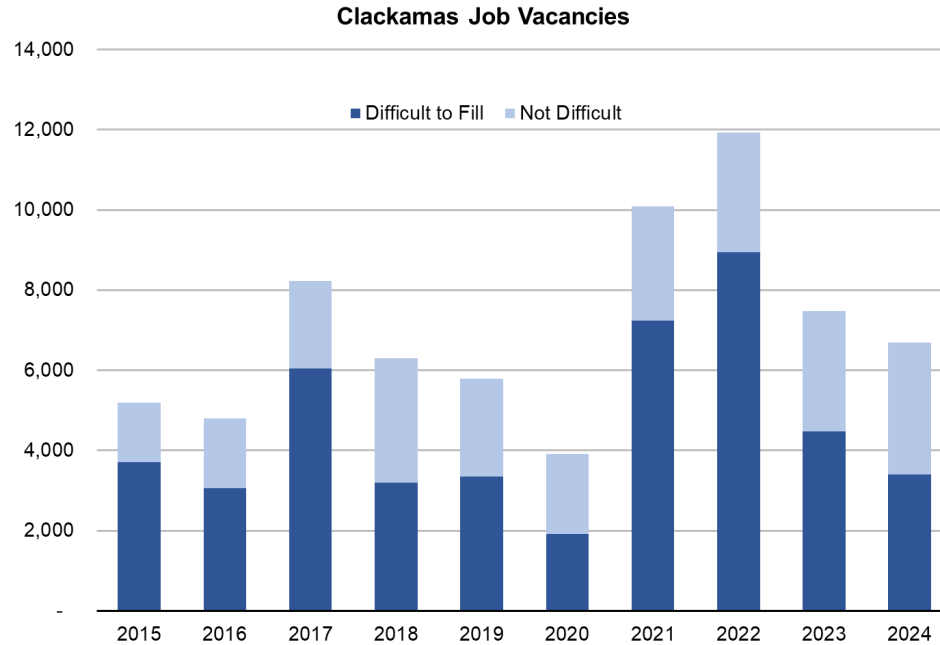
	2019	2020	2021	2022	2023	2024
Vacancies	57,241	44,408	96,887	103,977	72,815	57,767
Average Hourly Wage	\$18.81	\$18.05	\$19.69	\$21.66	\$25.13	\$25.37
Full-time Positions	77%	79%	78%	81%	82%	79%
Permanent Positions	93%	92%	93%	94%	94%	94%
Requiring Education Beyond High School	34%	33%	30%	29%	39%	39%
Requiring Previous Experience	57%	53%	53%	52%	58%	55%
Difficult to Fill	57%	51%	72%	72%	61%	55%

Source: Oregon Employment Department

The number of Oregon job vacancies declined from 2023 to 2024, matching the level seen in 2019 prior to the pandemic recession.

A typical job vacancy tends to be for a full-time, permanent position. 39% require education beyond high school and 55% require previous experience.

THE NUMBER OF CLACKAMAS VACANCIES IN 2024 WERE SIMILAR TO PRE-PANDEMIC LEVELS.



Source: Oregon Employment Department

25% OF VACANCIES IN 2024 HAD BEEN OPEN FOR 60 DAYS OR LONGER. 84% OF THESE VACANCIES WERE REPORTED AS DIFFICULT TO FILL.

**Clackamas County Job Vacancies by Length of Time Job
has been Open, 2024**

Length of Time Job has been Open	Vacancies	Average Wage	Difficult to Fill
All Vacancies	6,695	\$28.00	51%
< 30 Days	1,747	\$22.11	48%
30-59 Days	1,175	\$26.13	62%
60+ Days	1,339	\$34.02	84%
Always Open	1,025	\$19.62	64%
Unknown	1,409	\$40.11	4%

Source: Oregon Employment Department

HEALTH CARE AND SOCIAL ASSISTANCE REPORTED THE MOST VACANCIES OF ANY INDUSTRY, FOLLOWED BY PROFESSIONAL, SCIENTIFIC, AND TECHNICAL SERVICES.

Clackamas County Job Vacancies by Industry, 2024

Industry	Vacancies	Average Wage
All Industries	6,695	\$28.00
Health care and social assistance	1,743	\$25.74
Professional, scientific, and technical services	938	\$42.24
Retail trade	923	\$19.92
Leisure and hospitality	700	\$16.60
Other services	512	\$25.22
Management, administrative, and waste services	487	\$38.79
Manufacturing	428	\$29.64
Construction	309	\$36.60
Wholesale trade	259	\$25.99
Transportation, warehousing, and utilities	227	\$23.13
Financial activities	69	\$42.55
Information	60	\$21.63
Private educational services	30	\$24.68
Natural resources and mining	10	n/a

Source: Oregon Employment Department

HEALTH CARE PRACTITIONERS AND TECHNICAL OCCUPATIONS REPRESENTED THE GROUP WITH THE MOST VACANCIES.

Clackamas County Job Vacancies by Occupation Group, 2024

Occupation Group	Vacancies	Average Wage
All Occupations	6,695	\$28.00
Health Care Practitioners and Technical	945	\$46.97
Health Care Support	849	\$22.52
Food Preparation and Serving Related	712	\$16.83
Installation, Maintenance, and Repair	612	\$28.79
Transportation and Material Moving	592	\$19.51
Sales and Related	515	\$16.98
Business and Financial Operations	345	\$34.91
Personal Care and Service	306	\$16.16
Production	303	\$25.60

Source: Oregon Employment Department

AREA BUSINESSES WERE HIRING FOR A VARIETY OF JOBS ACROSS THE ECONOMY IN 2024. THEY REPORTED VACANCIES FOR 134 DIFFERENT OCCUPATIONS.

Top Occupations in Clackamas County With the Highest Number of Job Vacancies, 2024

Occupation	Vacancies
All Occupations	6,695
Personal Care Aides	361
Fast Food and Counter Workers	338
Registered Nurses	268
Business Operations Specialists, All Other	227
Retail Salespersons	221
Janitors and Cleaners, Except Maids and Housekeeping Cleaners	181
Automotive Service Technicians and Mechanics	177
Cashiers	128
Laborers and Freight, Stock, and Material Movers, Hand	123
Physical Therapists	118

Source: Oregon Employment Department

EMPLOYERS HAD MORE DIFFICULTY FILLING VACANCIES IN SOME OCCUPATIONS.

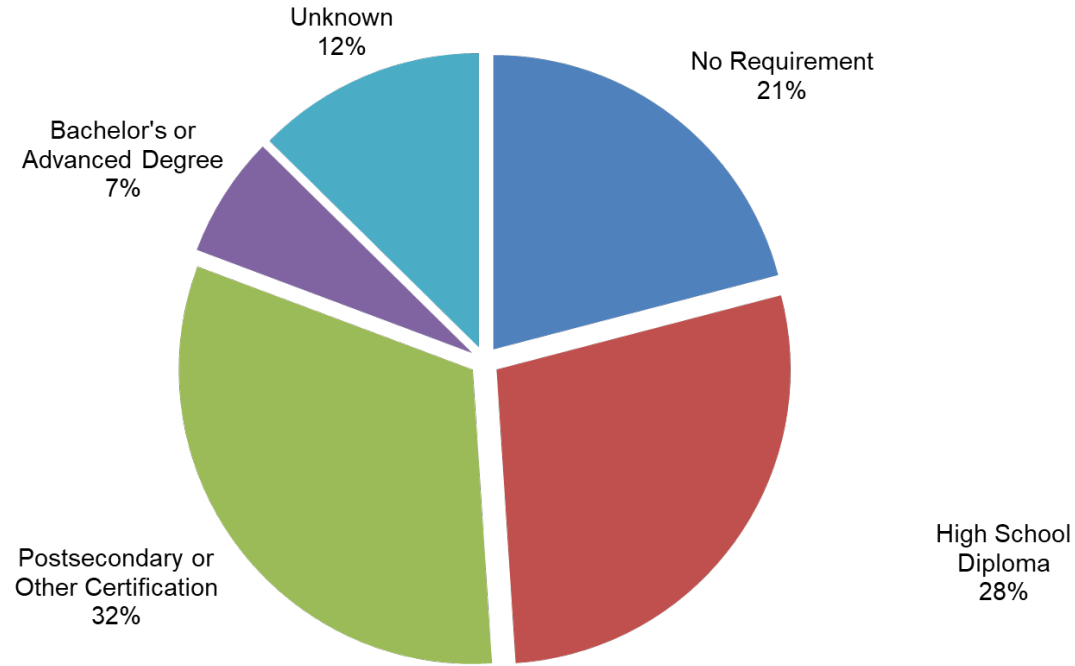
Top Clackamas County Occupations With the Highest Number of Difficult-to-Fill Job Vacancies, 2024

<u>Occupation</u>	<u>Vacancies</u>
Difficult-to-Fill Vacancies in All Occupations	3,396
Personal Care Aides	187
Automotive Service Technicians and Mechanics	137
Retail Salespersons	131
Cashiers	108
Registered Nurses	103
Laborers and Freight, Stock, and Material Movers, Hand	92
Manicurists and Pedicurists	92
Physical Therapists	89
Substance Abuse and Behavioral Disorder Counselors	87
Preschool Teachers, Except Special Education	83
Massage Therapists	81
Automotive Body and Related Repairers	81

Source: Oregon Employment Department

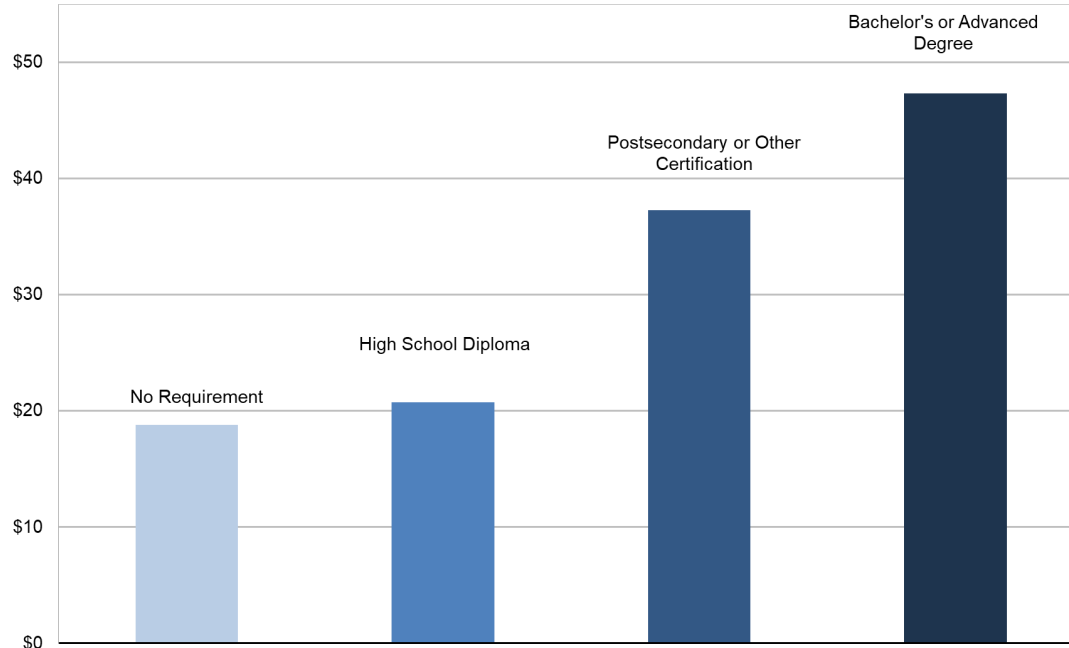
49% OF ALL CLACKAMAS JOB VACANCIES REQUIRED NO EDUCATION BEYOND HIGH SCHOOL.

Clackamas County Job Vacancies by Education Requirement, 2024



Source: Oregon Employment Department

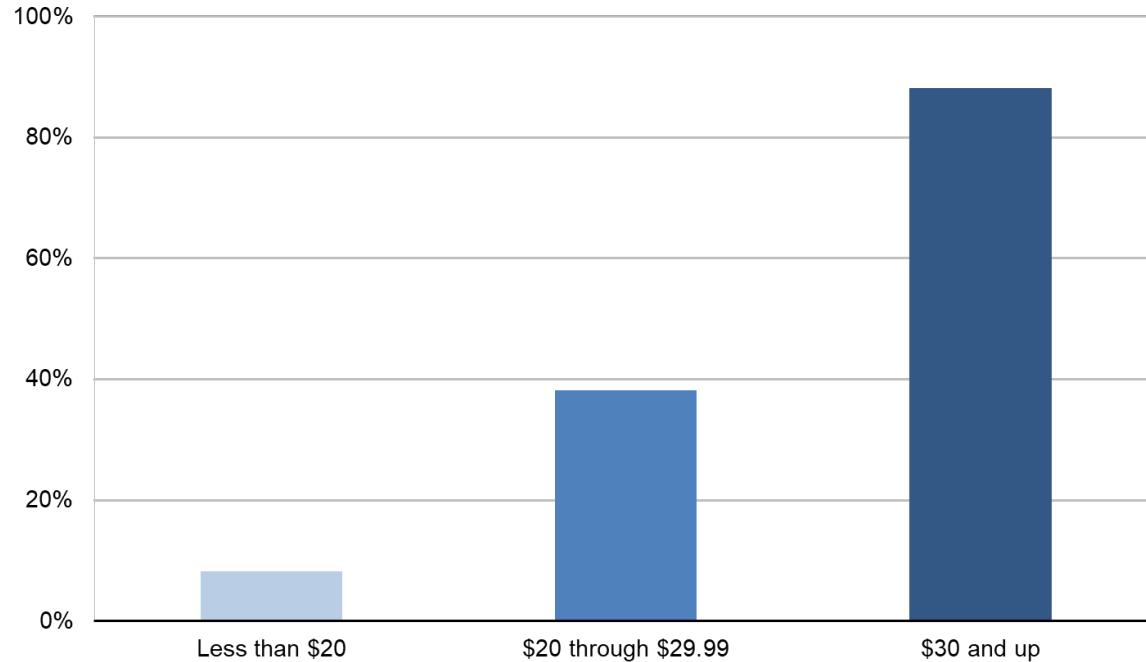
Average Hourly Wage for Clackamas County Job Vacancies by Educational Requirement, 2024



Source: Oregon Employment Department

...AND HIGH-PAYING VACANCIES ARE MORE LIKELY TO REQUIRE EDUCATION BEYOND HIGH SCHOOL.

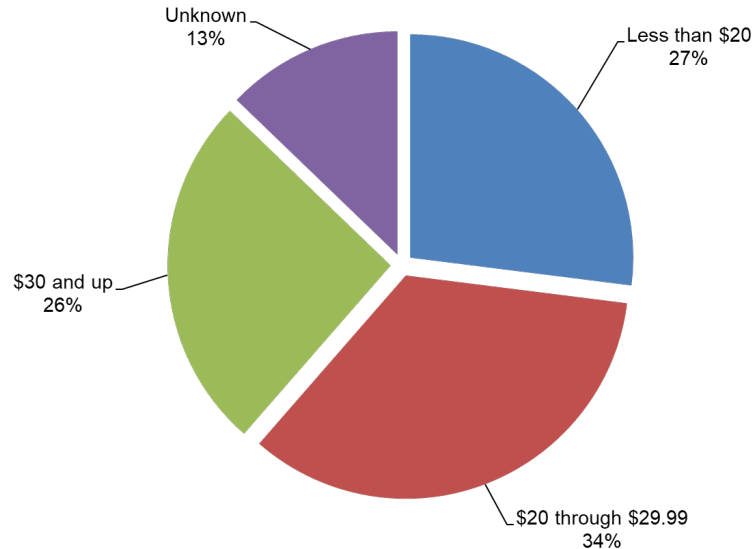
Share of Clackamas County Vacancies Requiring Education Beyond High School by Hourly Wage Range, 2024



Source: Oregon Employment Department

27% OF THE 2024 VACANCIES IN CLACKAMAS COUNTY PAID STARTING WAGES LESS THAN \$20 PER HOUR.

Clackamas County Job Vacancies by Hourly Wage, 2024



Source: Oregon Employment Department

VACANCIES REQUIRING HIGHER EDUCATION ARE MORE LIKELY TO BE HIGH-PAYING AND REQUIRE PRIOR EXPERIENCE.

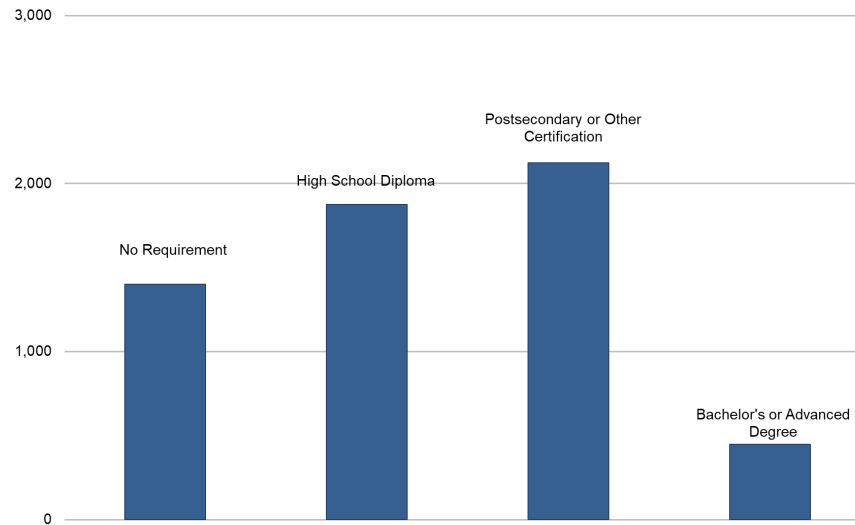
Clackamas County Job Vacancies by Required Education Level, 2024

Required Education Level	Vacancies	Average Hourly Wage	Full-time Positions	Permanent Positions	Require Previous Experience	Difficult to Fill
All Education Levels	6,695	\$28.00	79%	94%	54%	51%
No Requirement	1,402	\$18.81	67%	92%	45%	50%
High School Diploma	1,876	\$20.74	74%	91%	62%	49%
Postsecondary or Other Certification	2,125	\$37.24	79%	98%	54%	62%
Bachelor's or Advanced Degree	447	\$47.32	100%	100%	98%	61%
Unknown	845	\$22.31	100%	90%	31%	24%

Source: Oregon Employment Department

OVER HALF (54%) OF ALL CLACKAMAS COUNTY VACANCIES REQUIRE PREVIOUS WORK EXPERIENCE.

Clackamas County Job Vacancies by Educational Requirement, 2024



Source: Oregon Employment Department

HIGH-PAYING VACANCIES ARE MORE LIKELY TO BE FULL-TIME AND REQUIRE A COMBINATION OF EDUCATION AND PREVIOUS EXPERIENCE.

Clackamas County Job Vacancies by Hourly Wage Range, 2024

Wage (per hour)	Vacancies	Average Hourly Wage	Full-time Positions	Permanent Positions	Require Education Beyond High School	Require Previous Experience	Difficult to Fill
All Wage Ranges	6,695	\$28.00	79%	94%	44%	54%	51%
Less than \$20	1,807	\$16.72	57%	86%	8%	33%	47%
\$20 through \$29.99	2,305	\$22.63	91%	97%	38%	67%	54%
\$30 and up	1,725	\$47.01	77%	98%	88%	65%	59%
Unknown	858	-	99%	93%	43%	44%	34%

Source: Oregon Employment Department

In Clackamas, higher-wage vacancies proved more difficult to fill.

THE OREGON JOB VACANCY SURVEY CAPTURES INFORMATION FOR NINE SUB-STATE AREAS.

Survey Region

Counties

Central Oregon/East Cascades

Crook, Deschutes, Gilliam, Hood River, Jefferson, Klamath, Lake, Sherman, Wasco, Wheeler

Clackamas

Clackamas

Eastern Oregon

Baker, Grant, Harney, Malheur, Morrow, Umatilla, Union, Wallowa

Lane

Lane

Mid-Valley

Linn, Marion, Polk, Yamhill

Northwest Oregon

Benton, Clatsop, Columbia, Lincoln, Tillamook

Portland-Metro

Multnomah, Washington

Rogue Valley

Jackson, Josephine

Southwestern Oregon

Coos, Curry, Douglas

41% OF VACANCIES IN OREGON WERE IN THE PORTLAND TRI-COUNTY (PORTLAND METRO AND CLACKAMAS) AREA.

Oregon Job Vacancies by Geography, 2024

Geography	Vacancies	Average Hourly Wage	Full-time Positions	Permanent Positions	Require Education Beyond High School	Require Previous Experience	Difficult to Fill
Oregon Statewide	57,767	\$25.37	79%	94%	39%	55%	55%
Portland Metro	16,941	\$27.63	84%	97%	40%	61%	43%
Mid-Valley	8,382	\$24.30	75%	90%	45%	49%	49%
Clackamas	6,695	\$28.00	79%	94%	44%	54%	51%
Lane	6,396	\$23.94	70%	93%	32%	50%	59%
East Cascades	5,941	\$22.68	78%	92%	24%	53%	74%
Rogue Valley	3,763	\$23.82	75%	94%	46%	46%	60%
Northwest Oregon	3,346	\$23.75	83%	91%	36%	56%	68%
Eastern Oregon	2,583	\$24.81	78%	89%	37%	51%	69%
Southwestern Oregon	2,476	\$21.86	75%	96%	31%	49%	64%
Multi-area or unknown	1,244	\$32.73	94%	97%	67%	95%	52%

Source: Oregon Employment Department

JOB VACANCIES HAVE DECREASED SINCE 2023 IN ALL AREAS OF THE STATE.

Oregon Job Vacancies by Geography, 2019-2024

Geography	2019	2020	2021	2022	2023	2024	Change from 2023
Oregon Statewide	57,241	44,408	96,887	103,977	72,815	57,767	-21%
Portland Metro	21,218	13,429	28,014	30,991	21,685	16,941	-22%
Mid-Valley	7,091	6,995	12,681	15,083	9,190	8,382	-9%
East Cascades	5,673	4,402	10,771	10,697	9,024	5,941	-34%
Clackamas	5,795	3,921	10,088	11,934	7,481	6,695	-11%
Lane	5,414	4,029	8,857	10,003	7,704	6,396	-17%
Rogue Valley	4,134	3,749	8,752	8,934	5,214	3,763	-28%
Northwest Oregon	3,357	2,255	7,311	6,624	4,684	3,346	-29%
Southwestern Oregon	1,745	2,195	4,801	4,298	3,301	2,476	-25%
Eastern Oregon	2,147	2,527	4,199	4,399	3,035	2,583	-15%
Multi-area or unknown	667	906	1,413	1,014	1,497	1,244	-17%

Source: Oregon Employment Department



SHARE YOUR FEEDBACK!

AMY VANDER VLIET, REGIONAL ECONOMIST

AMY.S.VANDERVLIE@EMPLOY.OREGON.GOV (971) 804-2099

FOR MORE INFORMATION ABOUT JOB VACANCIES IN OREGON, VISIT THE JOB VACANCY SURVEY BOX ON THE [PUBLICATIONS](#) PAGE AT QUALITYINFO.ORG

SIGN UP FOR THE LATEST WORKFORCE AND ECONOMIC RESEARCH
WWW.QUALITYINFO.ORG/SUBSCRIBE