

HELP WANTED IN CLACKAMAS COUNTY

RESULTS FROM THE 2023 JOB VACANCY SURVEY

FEBRUARY 2024

CLACKAMAS COUNTY HAD ROUGHLY 7,500 JOB VACANCIES AT ANY GIVEN TIME IN 2023.

We surveyed 1,800 private employers with two or more employees.

If they were hiring, employers gave details about each vacancy, including:

- Job title
- Full- or part-time status
- Permanent or temporary status
- Starting wage or salary
- Education and experience requirements

Businesses also identified if their vacancies were difficult to fill, and if so, they wrote in the primary reason they faced hiring challenges.

ACROSS OREGON, BUSINESSES REPORTED ROUGHLY 72,800 VACANCIES AT ANY GIVEN TIME IN 2023.

Oregon Job Vacancies

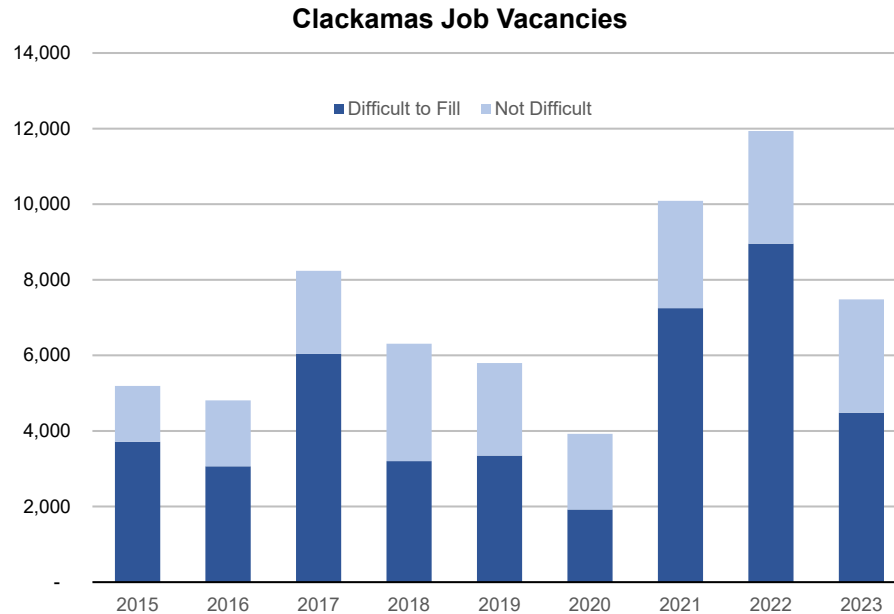
	2019	2020	2021	2022	2023
Vacancies	57,241	44,408	96,887	103,977	72,815
Average Hourly Wage	\$18.81	\$18.05	\$19.69	\$21.66	\$25.13
Full-time Positions	77%	79%	78%	81%	82%
Permanent Positions	93%	92%	93%	94%	94%
Requiring Education Beyond High School	34%	33%	30%	29%	39%
Requiring Previous Experience	57%	53%	53%	52%	58%
Difficult to Fill	57%	51%	72%	72%	61%

The number of Oregon job vacancies declined from 2022 to 2023, as the recovery from the 2020 pandemic recession slowed. Employers reported about six out of 10 openings were difficult to fill in 2023.

Characteristics Oregon employers are looking for didn't change much during the pandemic recession and recovery. A typical job vacancy tends to be for a full-time, permanent position. 39% require education beyond high school and 58% require previous experience.

Source: Oregon Employment Department

THE NUMBER OF CLACKAMAS VACANCIES IN 2023 WERE SIMILAR TO PRE-PANDEMIC LEVELS.



Source: Oregon Employment Department

33% OF VACANCIES IN 2023 HAD BEEN OPEN FOR 60 DAYS OR LONGER. 80% OF THESE VACANCIES WERE REPORTED AS DIFFICULT TO FILL.

Clackamas County Job Vacancies by Length of Time Job has been Open, 2023

Length of Time Job has been Open	Vacancies	Average Wage	Difficult to Fill
All Vacancies	7,481	\$26.13	60%
< 30 Days	1,596	\$21.76	27%
30-59 Days	643	\$27.03	76%
60+ Days	2,103	\$27.85	84%
Always Open	2,012	\$25.93	80%
Unknown	1,127	\$53.80	16%

Source: Oregon Employment Department

HEALTH CARE AND SOCIAL ASSISTANCE REPORTED THE MOST VACANCIES OF ANY INDUSTRY, CLOSELY FOLLOWED BY MANAGEMENT, ADMIN, AND WASTE SERVICES.

Clackamas County Job Vacancies by Industry, 2023

Industry	Vacancies	Average Wage
All Industries	7,481	\$26.13
Health care and social assistance	1,458	\$31.12
Management, administrative, and waste services	1,201	\$27.39
Construction	1,190	\$30.04
Retail trade	972	\$19.01
Leisure and hospitality	591	\$16.59
Manufacturing	557	\$25.11
Professional, scientific, and technical services	450	\$31.96
Wholesale trade	311	\$21.93
Information	286	\$31.83
Other services	229	\$22.47
Financial activities	139	\$23.04
Transportation, warehousing, and utilities	78	\$21.19
Natural resources and mining	10	\$15.00
Private educational services	9	\$26.00

Source: Oregon Employment Department

CONSTRUCTION AND EXTRACTION RELATED OCCUPATIONS REPRESENTED THE GROUP WITH THE MOST VACANCIES.

Clackamas County Job Vacancies by Occupation Group, 2023

Occupation Group	Vacancies	Average Wage
All Occupations	7,481	\$26.13
Construction and Extraction	818	\$29.02
Installation, Maintenance, and Repair	772	\$26.01
Health Care Support	757	\$20.64
Health Care Practitioners and Technical	720	\$45.93
Transportation and Material Moving	699	\$21.09
Sales and Related	668	\$18.42
Office and Administrative Support	424	\$19.65
Food Preparation and Serving Related	391	\$16.31
Business and Financial Operations	380	\$31.09
Production	368	\$21.38
Management	324	\$35.74
Personal Care and Service	231	\$16.83

Source: Oregon Employment Department

AREA BUSINESSES WERE HIRING FOR A VARIETY OF JOBS ACROSS THE ECONOMY IN 2023. THEY REPORTED VACANCIES FOR 125 DIFFERENT OCCUPATIONS.

Top Occupations in Clackamas County With the Highest Number of Job Vacancies, 2023

Occupation	Vacancies
All Occupations	7,481
Retail Salespersons	451
Nursing Assistants	376
Registered Nurses	355
Heating, Air Conditioning, and Refrigeration Mechanics	316
Construction Laborers	304
Personal Care Aides	277
Licensed Practical and Licensed Vocational Nurses	243
Heavy and Tractor-Trailer Truck Drivers	216
Engineers, All Other	143
Plumbers, Pipefitters, and Steamfitters	141
Customer Service Representatives	131
Janitors and Cleaners, Except Maids and Housekeepin	122
Maintenance and Repair Workers, General	122
Laborers and Freight, Stock, and Material Movers, Han	120
Food Preparation Workers	120

Source: Oregon Employment Department

EMPLOYERS HAD MORE DIFFICULTY FILLING VACANCIES IN SOME OCCUPATIONS.

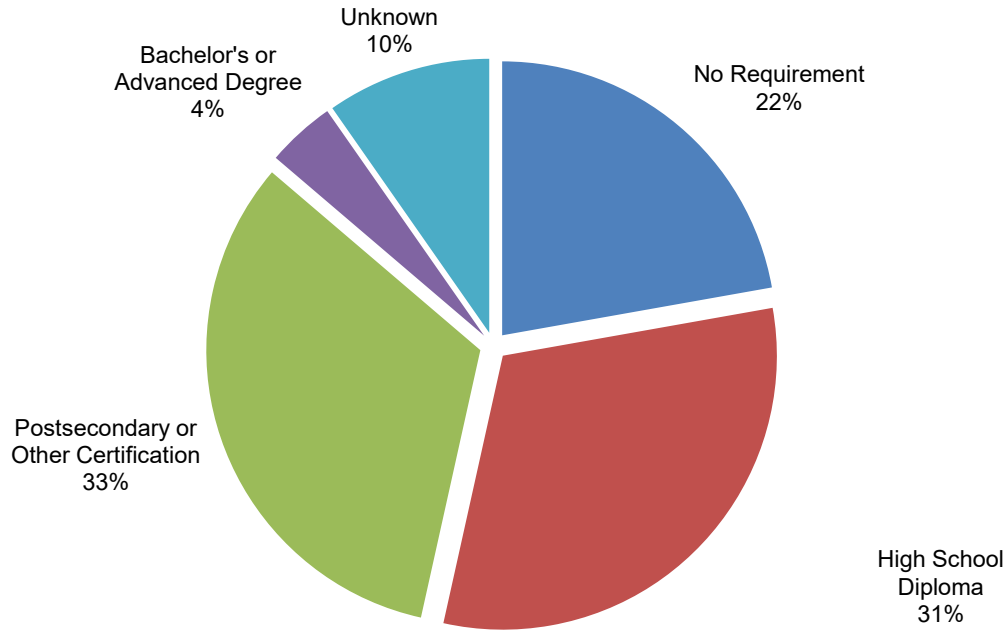
Top Clackamas County Occupations With the Highest Number of Difficult-to-Fill Job Vacancies, 2023

Occupation	Vacancies
Difficult-to-Fill Vacancies in All Occupations	4,480
Registered Nurses	337
Personal Care Aides	223
Retail Salespersons	220
Nursing Assistants	190
Heavy and Tractor-Trailer Truck Drivers	189
Licensed Practical and Licensed Vocational Nurses	185
Heating, Air Conditioning, and Refrigeration Mechanics and Installers	143
Plumbers, Pipefitters, and Steamfitters	141
Construction Laborers	132
First-Line Supervisors of Construction Trades and Extraction Workers	114
Janitors and Cleaners, Except Maids and Housekeeping Cleaners	113

Source: Oregon Employment Department

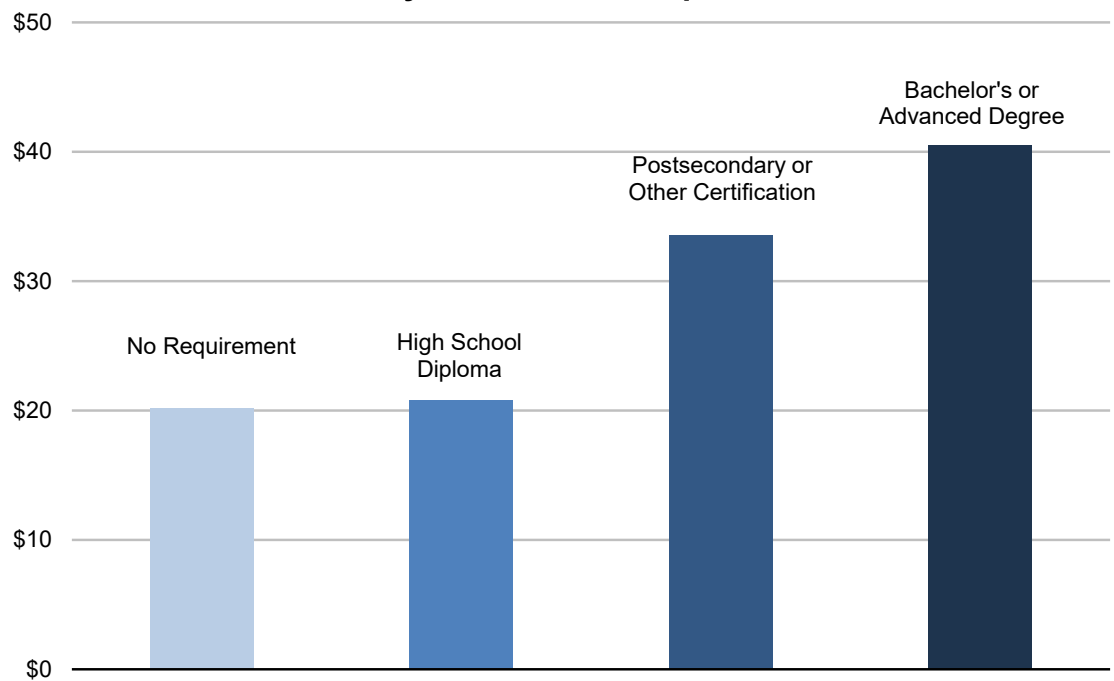
53% OF ALL CLACKAMAS JOB VACANCIES REQUIRED NO EDUCATION BEYOND HIGH SCHOOL.

Clackamas County Job Vacancies by Education Requirement, 2023



Source: Oregon Employment Department

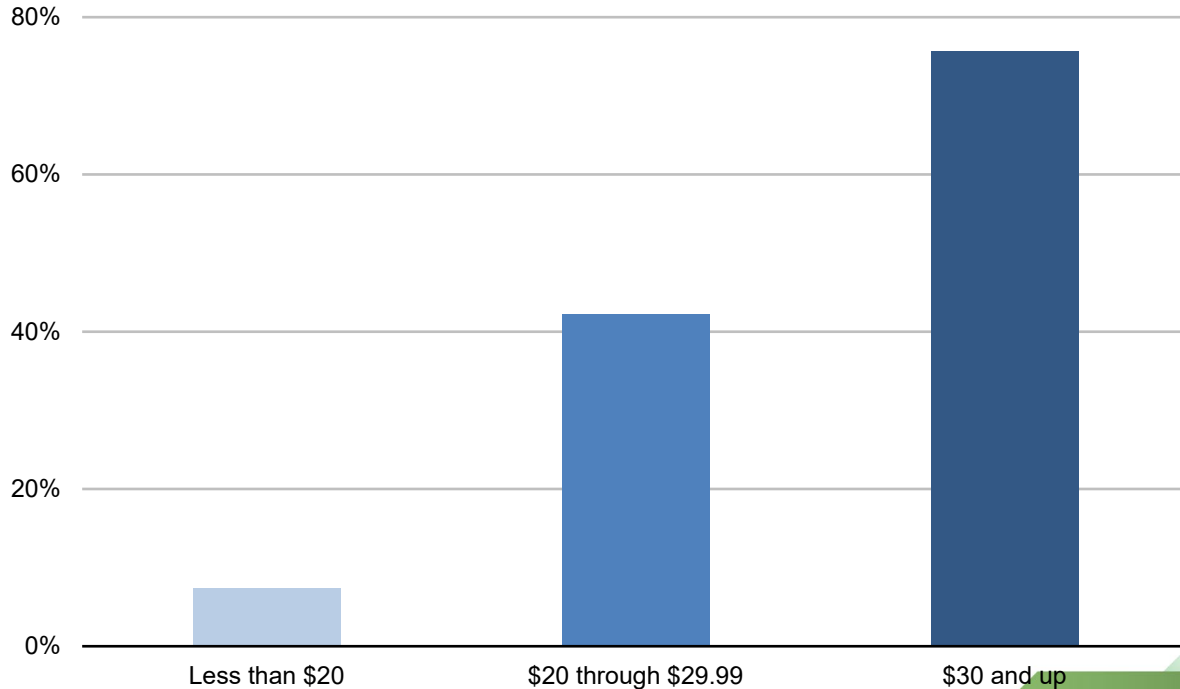
Average Hourly Wage for Clackamas County Job Vacancies by Educational Requirement, 2023



Source: Oregon Employment Department

...AND HIGH-PAYING VACANCIES ARE MORE LIKELY TO REQUIRE EDUCATION BEYOND HIGH SCHOOL.

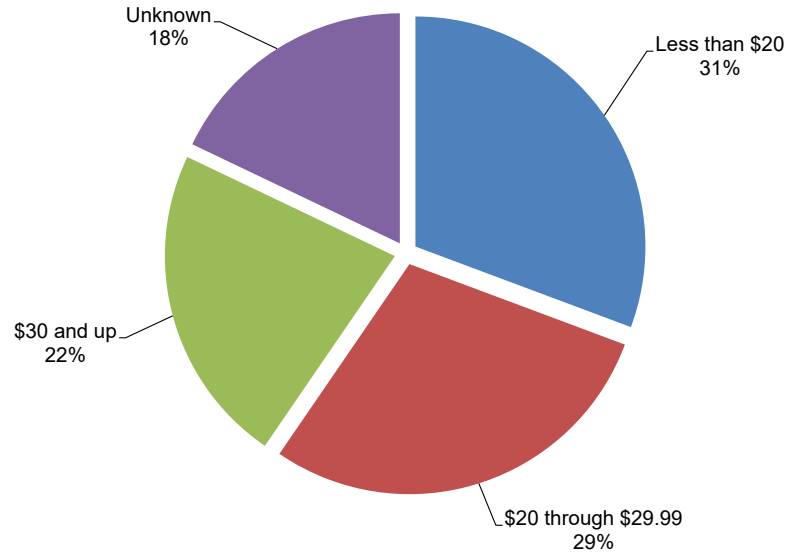
Share of Clackamas County Vacancies Requiring Education Beyond High School by Hourly Wage Range, 2023



Source: Oregon Employment Department

31% OF THE 2023 VACANCIES IN CLACKAMAS COUNTY PAID STARTING WAGES LESS THAN \$20 PER HOUR.

Clackamas County Job Vacancies by Hourly Wage, 2023



Source: Oregon Employment Department

VACANCIES REQUIRING HIGHER EDUCATION ARE MORE LIKELY TO BE HIGH-PAYING AND REQUIRE PRIOR EXPERIENCE.

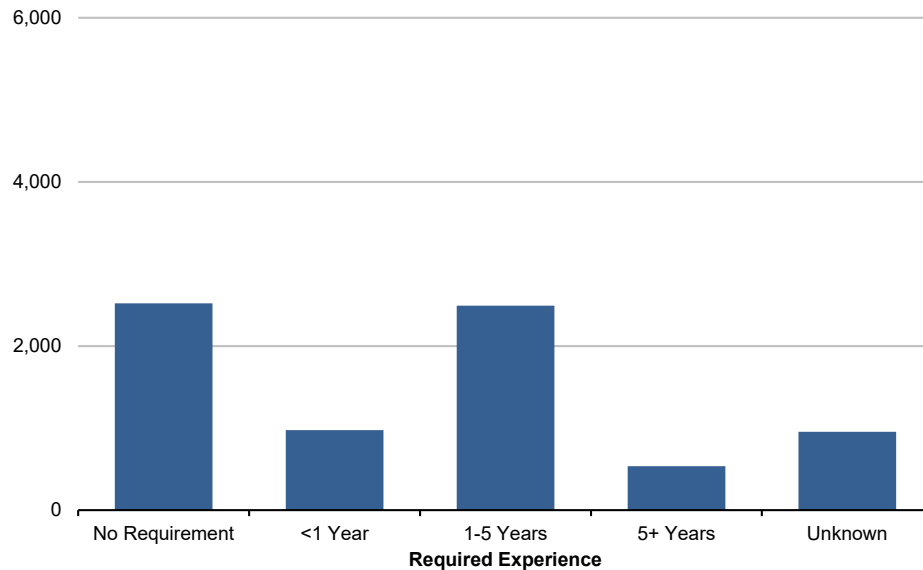
Clackamas County Job Vacancies by Required Education Level, 2023

Required Education Level	Vacancies	Average Hourly Wage	Full-time Positions	Permanent Positions	Require Previous Experience	Difficult to Fill
All Education Levels	7,481	\$26.13	80%	95%	54%	60%
No Requirement	1,661	\$20.18	78%	94%	40%	55%
High School Diploma	2,340	\$20.77	78%	96%	59%	63%
Postsecondary or Other Certification	2,451	\$33.53	75%	91%	62%	73%
Bachelor's or Advanced Degree	303	\$40.52	90%	100%	90%	66%
Unknown	726	\$40.06	100%	100%	21%	12%

Source: Oregon Employment Department

OVER HALF (54%) OF ALL CLACKAMAS COUNTY VACANCIES REQUIRE PREVIOUS WORK EXPERIENCE.

Clackamas County Job Vacancies by Required Previous Experience, 2023



Source: Oregon Employment Department

HIGH-PAYING VACANCIES ARE MORE LIKELY TO BE FULL-TIME AND REQUIRE A COMBINATION OF EDUCATION AND PREVIOUS EXPERIENCE.

Clackamas County Job Vacancies by Hourly Wage Range, 2023

Wage (per hour)	Vacancies	Average Hourly Wage	Full-time Positions	Permanent Positions	Require Education Beyond High School	Require Previous Experience	Difficult to Fill
All Wage Ranges	7,481	\$26.13	80%	95%	41%	54%	60%
Less than \$20	2,296	\$17.38	69%	94%	7%	35%	51%
\$20 through \$29.99	2,160	\$23.25	77%	87%	42%	64%	70%
\$30 and up	1,685	\$41.76	86%	100%	76%	90%	89%
Unknown	1,340	-	96%	100%	66%	24%	21%

Source: Oregon Employment Department

In Clackamas, higher-wage vacancies proved more difficult to fill.

THE OREGON JOB VACANCY SURVEY CAPTURES INFORMATION FOR NINE SUB-STATE AREAS.

Survey Region

Counties

Central Oregon/East Cascades

Crook, Deschutes, Gilliam, Hood River, Jefferson, Klamath, Lake, Sherman, Wasco, Wheeler

Clackamas

Clackamas

Eastern Oregon

Baker, Grant, Harney, Malheur, Morrow, Umatilla, Union, Wallowa

Lane

Lane

Mid-Valley

Linn, Marion, Polk, Yamhill

Northwest Oregon

Benton, Clatsop, Columbia, Lincoln, Tillamook

Portland-Metro

Multnomah, Washington

Rogue Valley

Jackson, Josephine

Southwestern Oregon

Coos, Curry, Douglas

40% VACANCIES IN OREGON WERE IN THE PORTLAND TRI-COUNTY (PORTLAND METRO AND CLACKAMAS) AREA.

Oregon Job Vacancies by Geography, 2023

Geography	Vacancies	Average Hourly Wage	Full-time Positions	Permanent Positions	Require Education Beyond High School	Require Previous Experience	Difficult to Fill
Oregon Statewide	72,815	\$25.13	82%	94%	39%	58%	61%
Portland Metro	21,685	\$28.81	91%	97%	47%	66%	51%
Mid-Valley	9,190	\$23.51	79%	96%	41%	60%	61%
East Cascades	9,024	\$23.62	74%	92%	34%	55%	70%
Lane	7,704	\$23.53	82%	97%	34%	54%	55%
Clackamas	7,481	\$26.13	80%	95%	41%	54%	60%
Rogue Valley	5,214	\$22.87	80%	94%	40%	54%	66%
Northwest Oregon	4,684	\$21.18	66%	82%	30%	48%	75%
Southwestern Oregon	3,301	\$22.05	83%	91%	30%	54%	73%
Eastern Oregon	3,035	\$20.74	80%	90%	31%	41%	73%
Multi-area or unknown	1,497	\$34.69	95%	95%	54%	86%	61%

Source: Oregon Employment Department

JOB VACANCIES HAVE DECREASED SINCE 2022 IN ALL AREAS OF THE STATE.

Oregon Job Vacancies by Geography, 2019-2023

Geography	2019	2020	2021	2022	2023	Change from 2022
Oregon Statewide	57,241	44,408	96,887	103,977	72,815	-30%
Portland Metro	21,218	13,429	28,014	30,991	21,685	-30%
Mid-Valley	7,091	6,995	12,681	15,083	9,190	-39%
East Cascades	5,673	4,402	10,771	10,697	9,024	-16%
Clackamas	5,795	3,921	10,088	11,934	7,481	-37%
Lane	5,414	4,029	8,857	10,003	7,704	-23%
Rogue Valley	4,134	3,749	8,752	8,934	5,214	-42%
Northwest Oregon	3,357	2,255	7,311	6,624	4,684	-29%
Southwestern Oregon	1,745	2,195	4,801	4,298	3,301	-23%
Eastern Oregon	2,147	2,527	4,199	4,399	3,035	-31%
Multi-area or unknown	667	906	1,413	1,014	1,497	48%

Source: Oregon Employment Department

AMY VANDER VLIET, REGIONAL ECONOMIST

AMY.S.VANDERVLIE@EMPLOY.OREGON.GOV (971) 804-2099

FOR MORE INFORMATION ABOUT JOB VACANCIES IN OREGON, VISIT THE JOB VACANCY SURVEY BOX ON THE [PUBLICATIONS](#) PAGE AT QUALITYINFO.ORG

SIGN UP FOR THE LATEST WORKFORCE AND ECONOMIC RESEARCH
WWW.QUALITYINFO.ORG/SUBSCRIBE