

Washington County Economic Indicators

April 2023 (March 2023 Data)

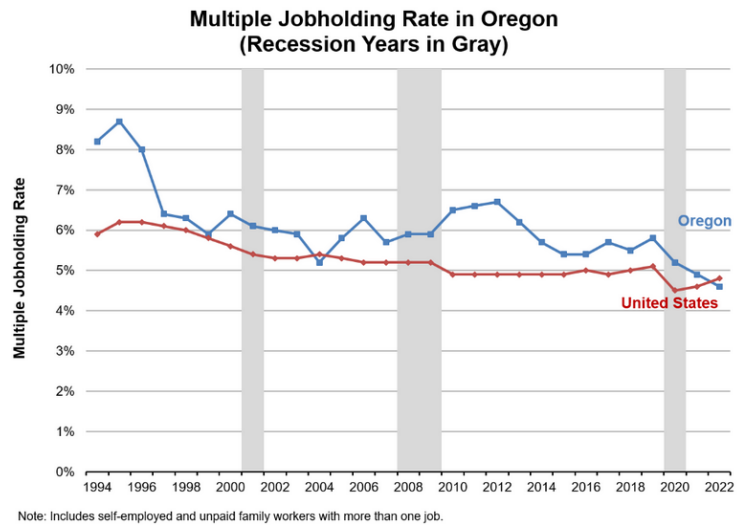
The unemployment rate decreased in Washington County over the month, down to 3.5%. Washington County remains one of the counties with the lowest unemployment rates, and is below the statewide average of 4.4%.

Net employment was unchanged over the month in Washington County, though there were employment changes within particular industries. Construction and leisure and hospitality grew in employment, while trade, transportation, and utilities led the region in job losses.

This month we are comparing multiple jobholders in Oregon to the U.S. While Oregon has typically had a higher number of multiple jobholders than the U.S. average, 2022 saw a reversal of that trend. The number of multiple jobholders has been decreasing in Oregon since 2020. To learn more about multiple jobholders in 2022, [check out this recent article on QualityInfo.org](http://check-out-this-recent-article-on-QualityInfo.org).

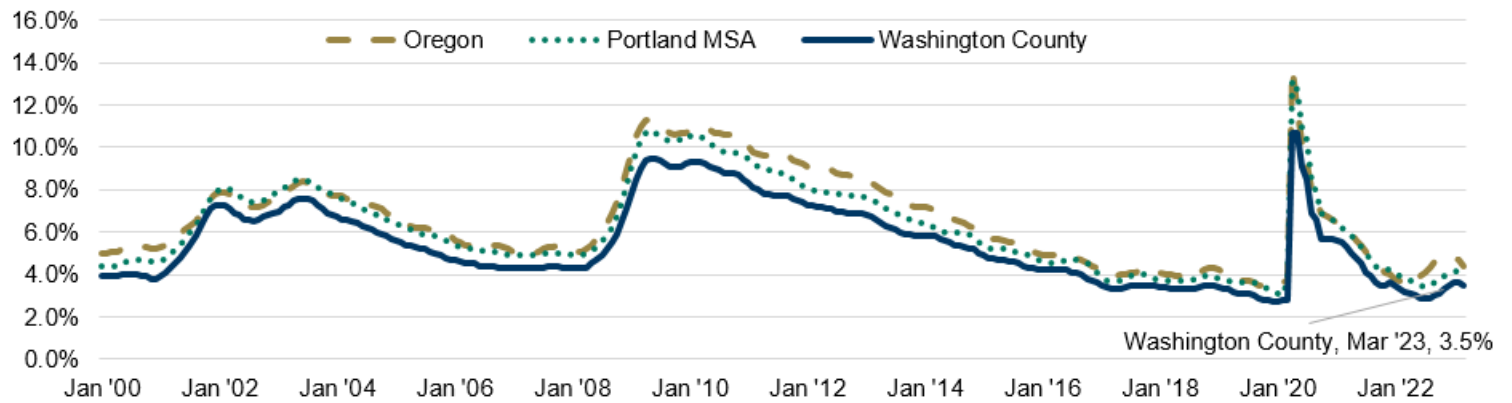
Oregonians Less Likely to Work Multiple Jobs in 2022

Source: Oregon Employment Department



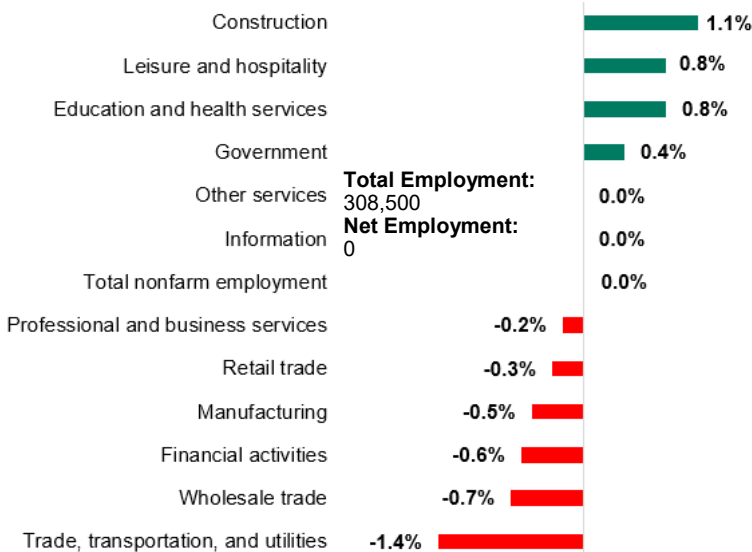
Unemployment in Washington County Decreased Slightly

January 2000 to March 2023, seasonally adjusted



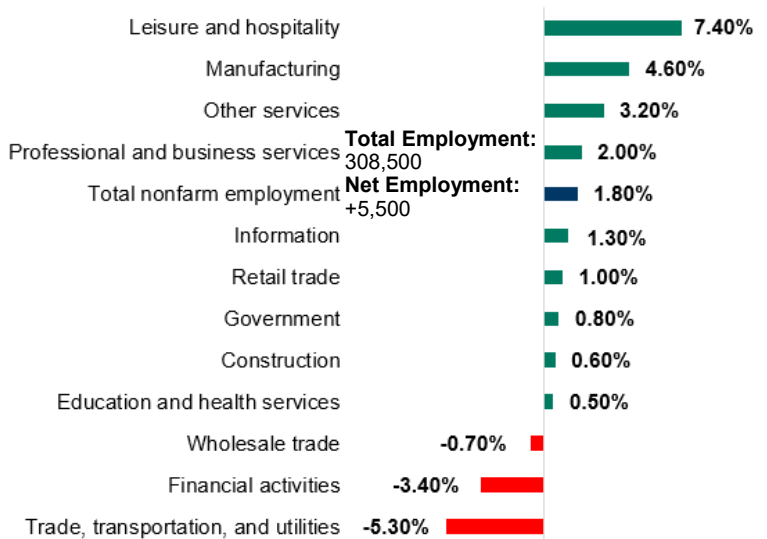
Total Employment in Washington County Unchanged Month to Month

February 2023 to March 2023, percentage change
Source: Current Employment Estimates



Washington County has nearly 5,500 More Jobs in March 2023 Compared With This Time Last Year

March 2022 to March 2023, percentage change
Current Employment Estimates



Have questions? Want to subscribe? Contact me!
Shaun Barrick, Workforce Analyst

(503) 396-7355
Shaun.barrick@employ.oregon.gov