

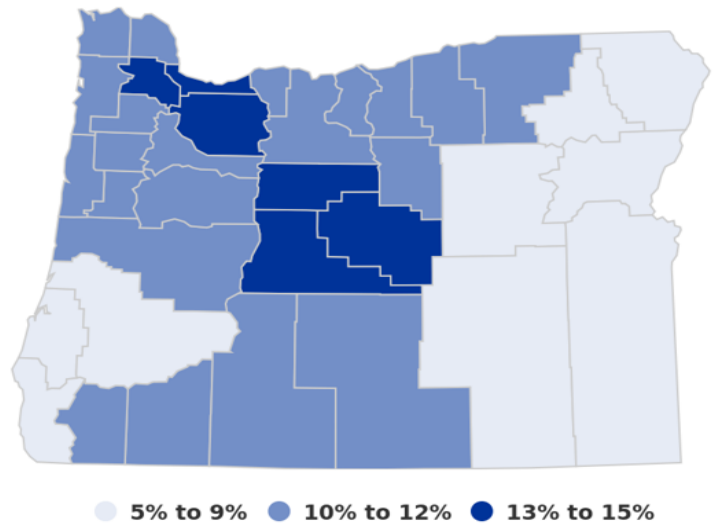
# Washington County Economic Indicators February 2023 (January 2023 Data)

The unemployment rate increased in Washington County in January, rising to 3.6%. Washington County remains one of the counties with the lowest unemployment rates, and is below the statewide average of 4.8%.

While Washington County lost jobs month-to-month, that movement is typical for this time of year. Retail trade and transportation typically have lower employment after the holidays, and construction is also seasonally affected by the weather. On a brighter note, Washington County's employment increased by 3.2% from January 2022 to January 2023.

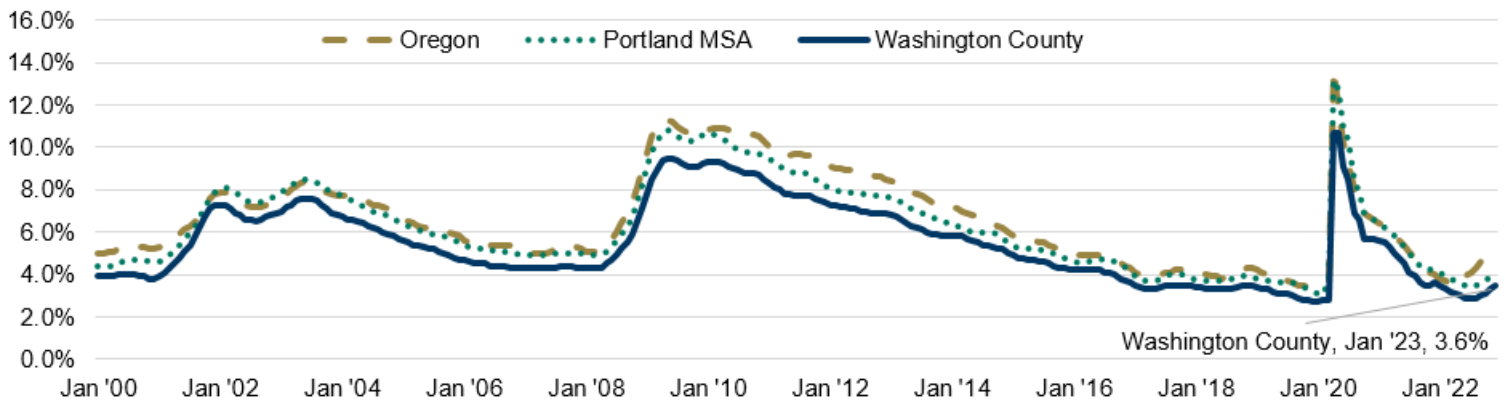
February saw the release of the 2021-2031 Employment Projections for Oregon. The graph on the right shows job growth is projected to grow in each region. The Portland-Metro is expected to grow by 15%, with its largest gains in leisure and hospitality (41%), information (22%), and private educational and health services (19%).

**2021-2031 Projections Show 15% Increase in Portland-Metro, Higher than Statewide Average of 13%**  
Source: Oregon Employment Department



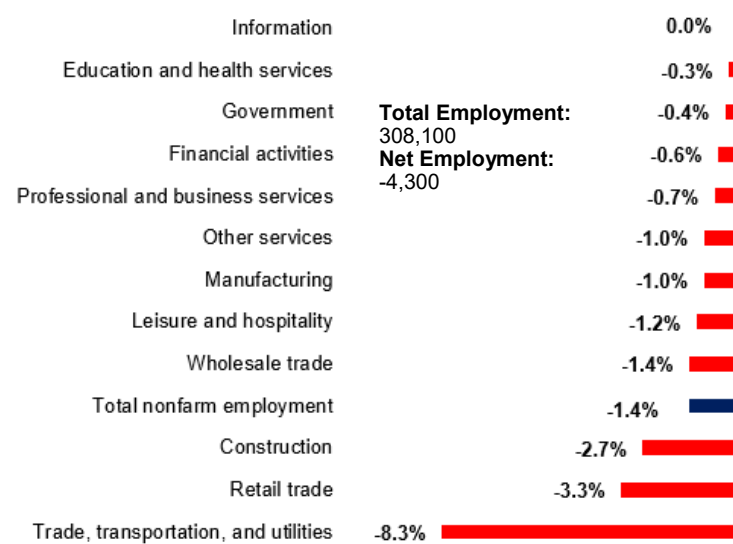
## Unemployment in Washington County has Slowly Increased

January 2000 to January 2023, seasonally adjusted  
Local Area Unemployment Statistics



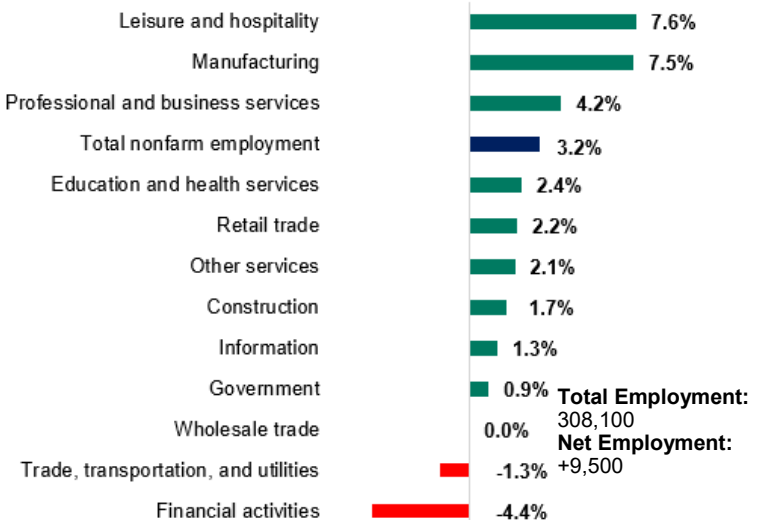
## Total Employment in Washington County Decreased Month to Month, decreased by 4,300

December 2022 to January 2023, percentage change  
Source: Current Employment Estimates



## Washington County has nearly 9,500 More Jobs in January 2023 Compared With This Time Last year

January 2022 to January 2023  
Current Employment Estimates



Have questions? Want to subscribe? Contact me!  
Shaun Barrick, Workforce Analyst

(503) 396-7355  
Shaun.barrick@employ.oregon.gov