

# Washington County Economic Indicators October 2022 (September 2022 Data)

Washington County's unemployment rate edged up to 3.0% in September from 2.9% in August. This is 1 percentage point lower than this time last year at 4.0% as well as the historic average (two decades) of 5.8% for Washington County.

While total employment saw a slight gain at 400 jobs, industries were largely divided. Increased employment in sectors like professional and business services or education and health services balanced out against losses in retail trade as well as leisure and hospitality. However, employment remains above pre-pandemic levels and Washington County has more than 10,600 jobs in September 2022 compared with this time last.

The graph-of-the-month comes from the University of Michigan which surveys consumer's feelings around today and tomorrow's economy. Consumer sentiment shifted little from 58.2 to 58.6—close to historic lows. Inflation continues to batter U.S. households current and future expectations of the national economy.

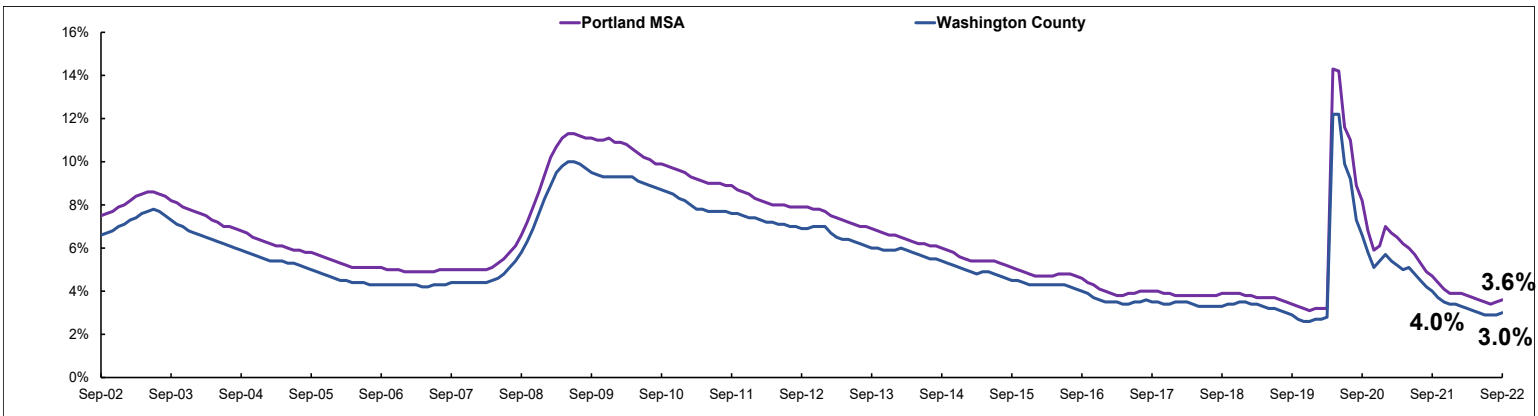
## Consumer Sentiment Remains Below Pre-Pandemic Levels, But Stayed Above Historic Lows From Earlier in 2022

September 2012 to September 2022, seasonally adjusted  
University of Michigan, Survey of Consumers



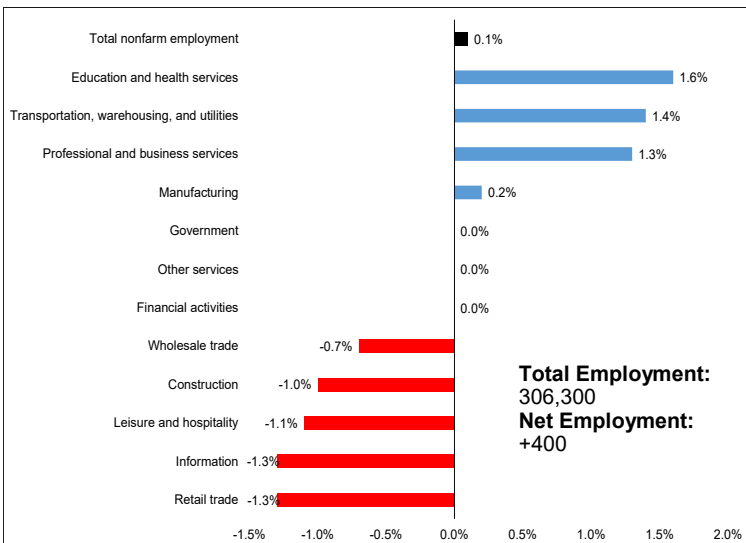
## Unemployment in Washington County was Essentially Unchanged Between August and September 2022

September 2002 to September 2022, seasonally adjusted  
Local Area Unemployment Statistics



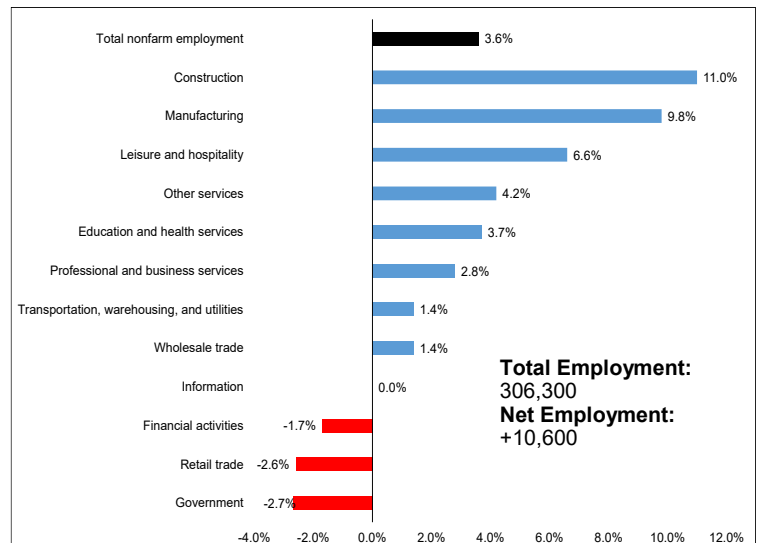
## Total Employment in Washington County Remains Essentially Unchanged as We Entered September 2022

August 2022 to September 2022, percentage change  
Current Employment Estimates



## Washington County has 10,600 More Jobs in September 2022 Compared With This Time Last Year

September 2021 to September 2022  
Current Employment Estimates



Have questions? Want to subscribe? Contact me!  
Brandon Schrader, Workforce Analyst

(503) 360 - 2421  
Brandon.W.Schrader@employ.oregon.gov