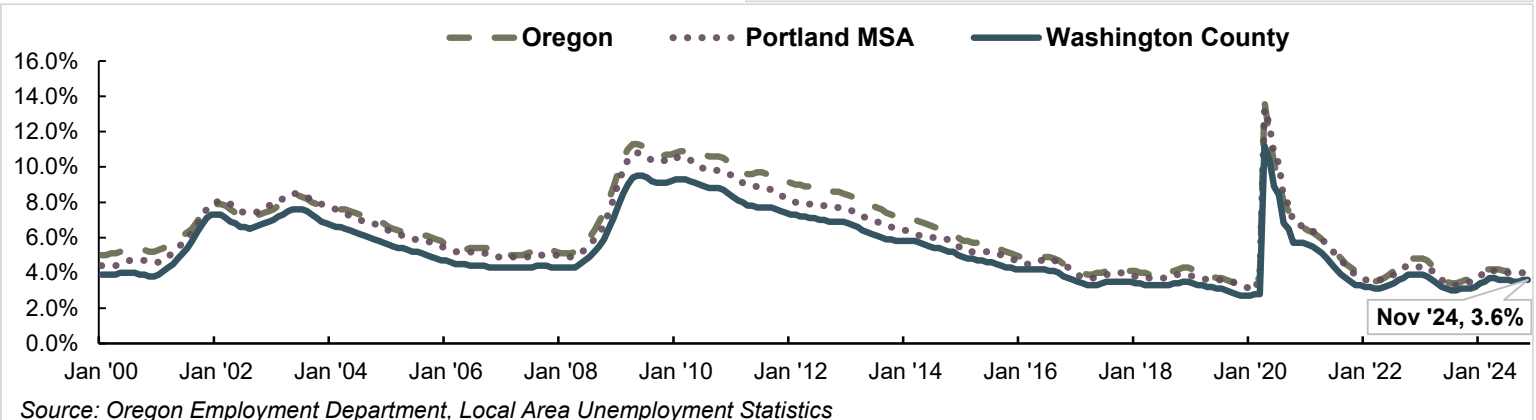
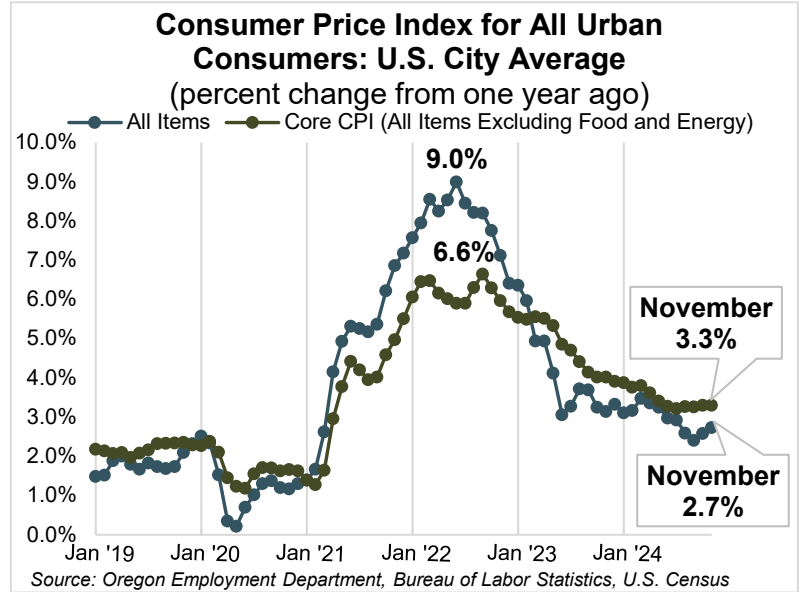


Graph of the Month: Over the year ending November 2024, shelter prices rose 4.7%. Meats, poultry, fish, and eggs climbed 3.8%, pushing food prices higher. Fuel oil prices dropped 19.5%, motor vehicle insurance surged 12.7% and airline fares increased 4.7%.

- **Headline CPI: +2.7%** year-over-year.
- **Core CPI: +3.3%** year-over-year.
- **Food: +2.4%** year-over-year.
- **Energy: -3.2%** year-over-year.

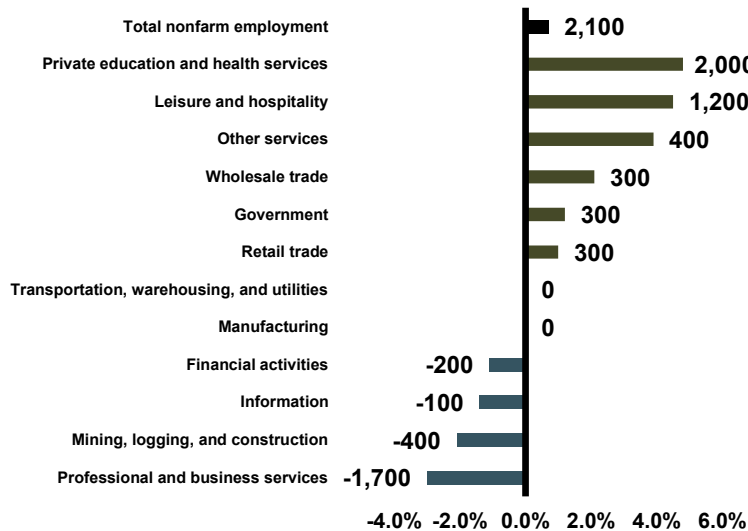
Unemployment in Washington County has ranged from 3.4% to 3.7% throughout 2024—Lowest in the PMSA. January 2000 to November 2024, *seasonally adjusted*



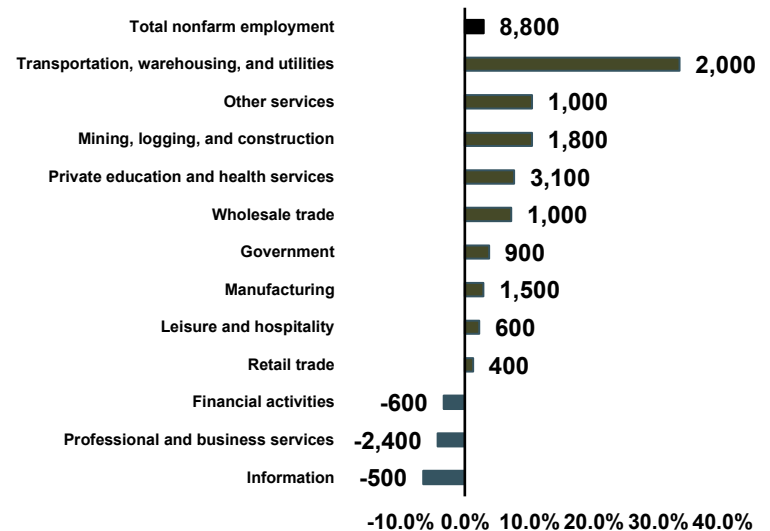
Employment in Washington County reached 313,500 in November; the county gained +2,100 over the year.

Employment in Washington County has increased by +8,800 from February 2020 to November 2024.

Year-over-Year Change in Industry Employment
 November 2023 to November 2024



Recovery Change in Industry Employment
 February 2020 to November 2024



Source: Oregon Employment Department, Current Employment Statistics

Source: Oregon Employment Department, Current Employment Statistics