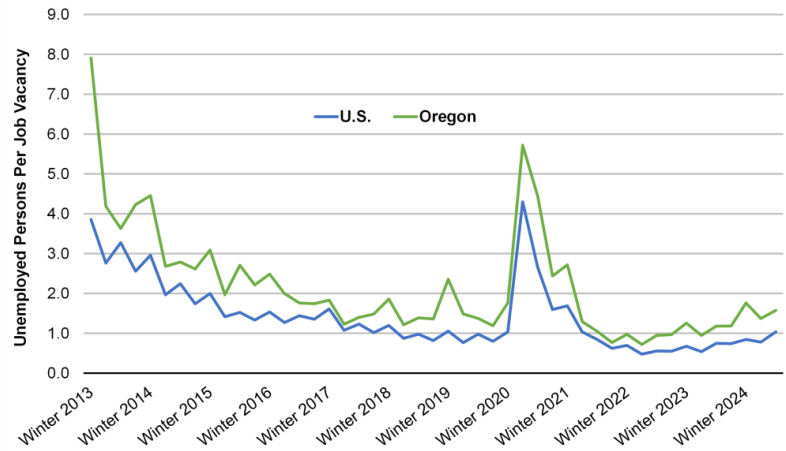


**Graph of the Month:** Oregon-wide, private employers reported 61,000 job vacancies in summer 2024—a 13% decrease from the previous year. The health care and social assistance sector accounted for 42% of all vacancies.

- Oregon had 1.6 unemployed people per job vacancy in summer 2024, still much lower than the peak of 5.7 in May 2020.
- The U.S. ratio was 1.0 in July 2024, its 12th straight quarter at or below 1. It reached 4.3 in April 2020 after several years around 1-to-1.

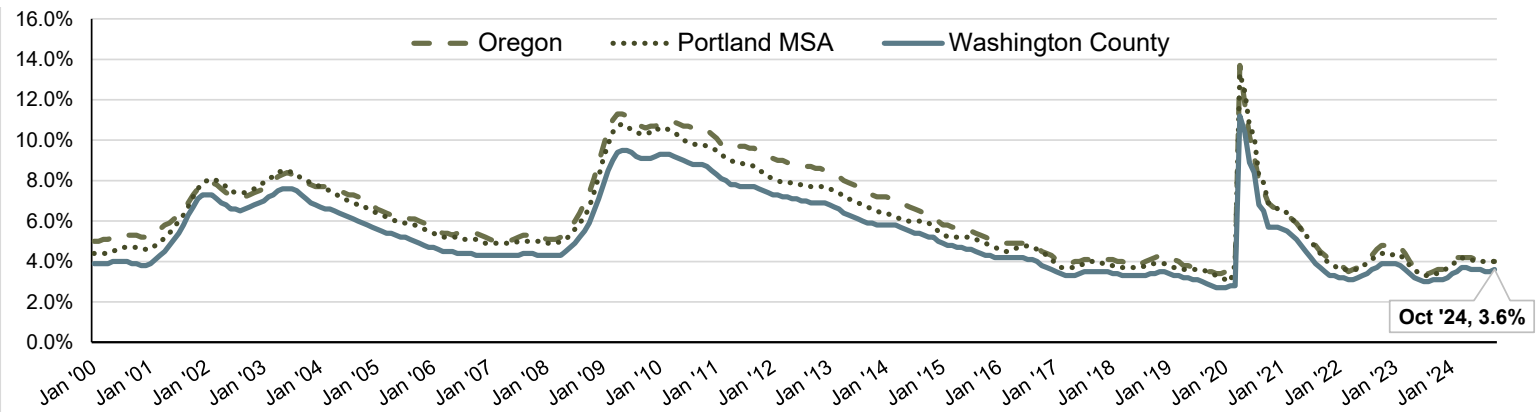
**U.S. and Oregon Unemployed to Job Vacancy Ratios**  
Rising Slowly After Record Lows  
(Job Openings with Private Employers, 2013-2024)



Source: Oregon Employment Department

**Unemployment in Washington County Lower than PMSA**  
January 2000 to October 2024, seasonally adjusted

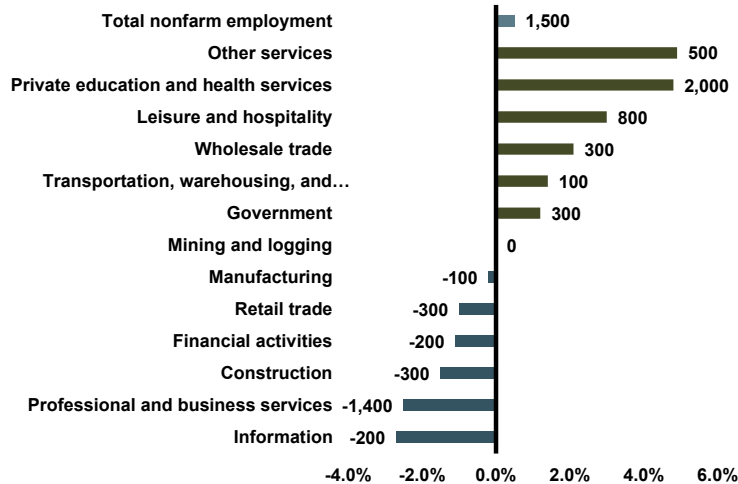
Source: Local Area Unemployment Statistics



Employment in Washington County reached 311,500 in October; the county gained +1,500 over the year.

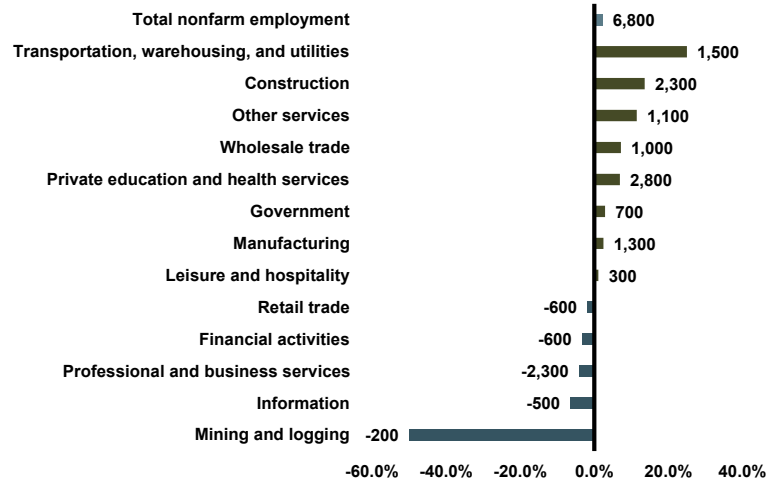
Employment in Washington County has increased by +6,800 from February 2020 to October 2024.

**Year-Over-Year % Change in Employment**  
(October 2023 to October 2024)



Source: Oregon Employment Department, Current Employment Statistics

**Pandemic Recovery: Change in Employment**  
(February 2020 to October 2024)



Source: Oregon Employment Department, Current Employment Statistics