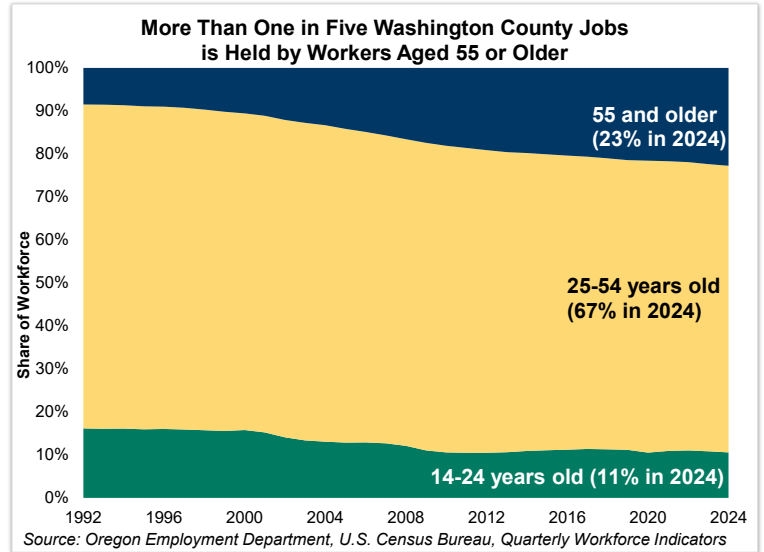


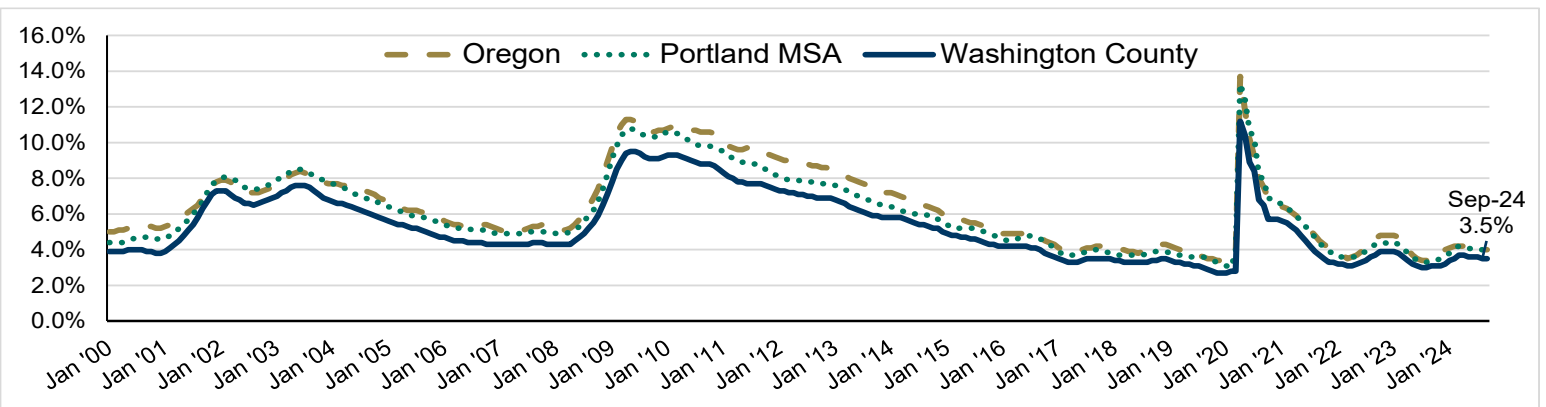
Graph of the Month: Over the last 30+ years, workforce dynamics have shifted from a younger workforce to one where older workers are playing an increasingly significant role—posing risks as they retire: potentially leading to skill and knowledge gaps.

- Older workers (55+) now account for 23% of the workforce in 2024, up significantly from earlier decades.
- The share of young workers (14-24 years) has decreased to 11%, down from 16% in the 1990s.
- The 25-54 age group, representing 67% of the workforce, has declined from 75% in 1992.



Unemployment in Washington County Lower than PMSA
 January 2000 to September 2024, *seasonally adjusted*

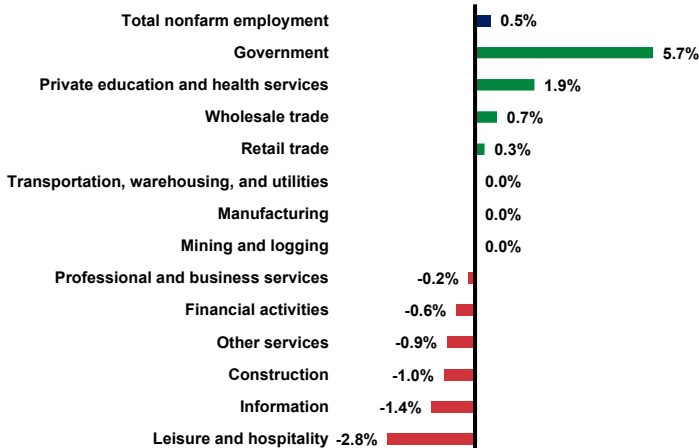
Source: Local Area Unemployment Statistics



Employment in Washington County increased by + 1700 jobs from August 2024 to September 2024.

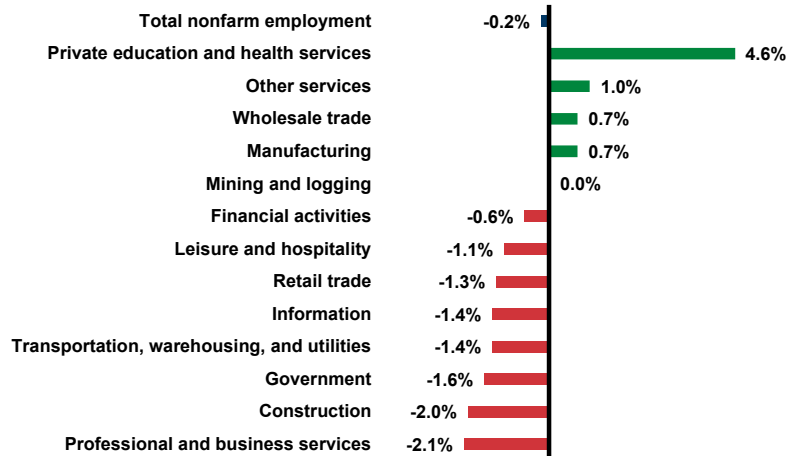
Employment in Washington County reached 311,600 in September; the county lost -500 jobs over the year.

Month to Month % Change in Employment (August 2024 to September 2024)



Source: Oregon Employment Department, CES

Year-Over-Year % Change in Employment (September 2023 to September 2024)



Source: Oregon Employment Department, CES