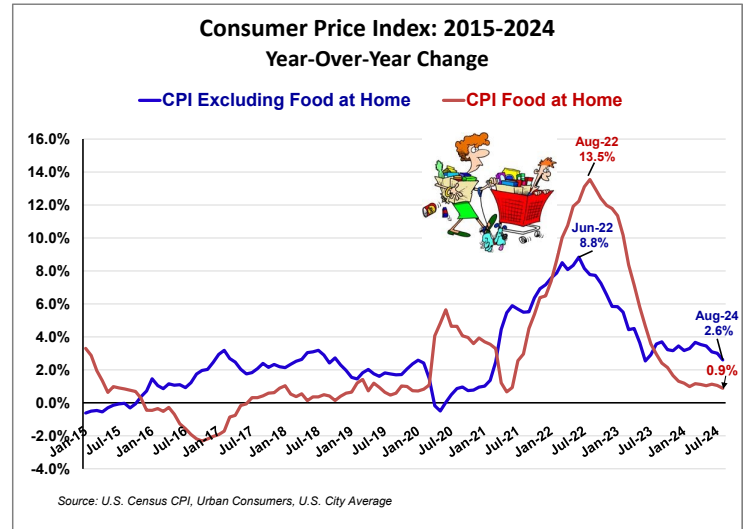


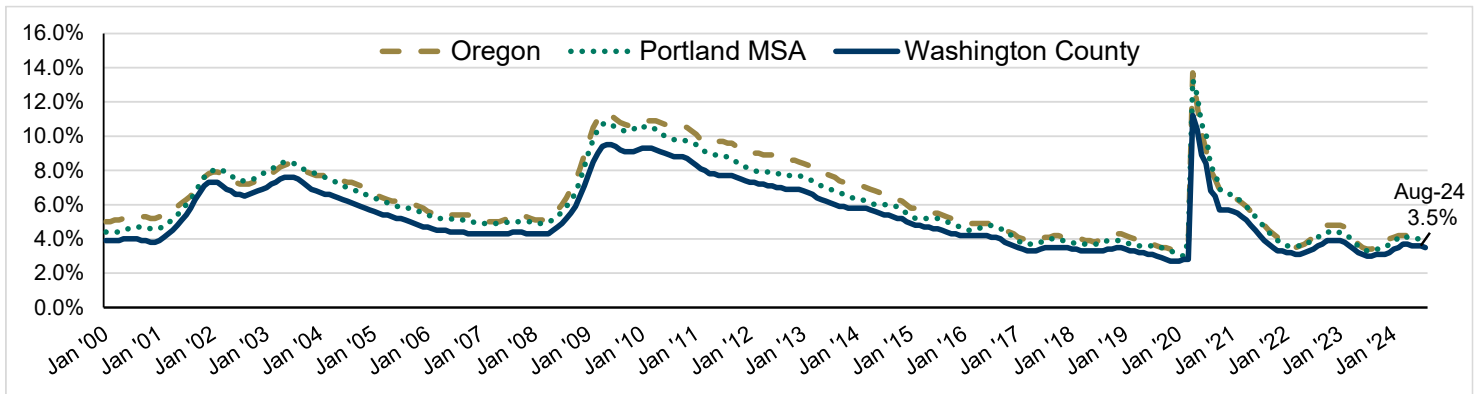
Graph of the Month: Year-over-year change in the “food at home” price index shot up by 12.8 percentage points from May 2021 to August 2022.

- Year-to-year change in the consumer price for “food at home” increased from 0.7% in May 2021 to a high of 13.5% in August 2022.
- Change in the CPI for all items excluding food at home was significantly lower during a similar time period at 5.5% in May 2021 to a high of 8.8% in June 2022.
- The year-to-year change in the price of “food at home” in August has now fallen to 0.9%.



Unemployment in Washington County Lower than PMSA
 January 2000 to August 2024, seasonally adjusted

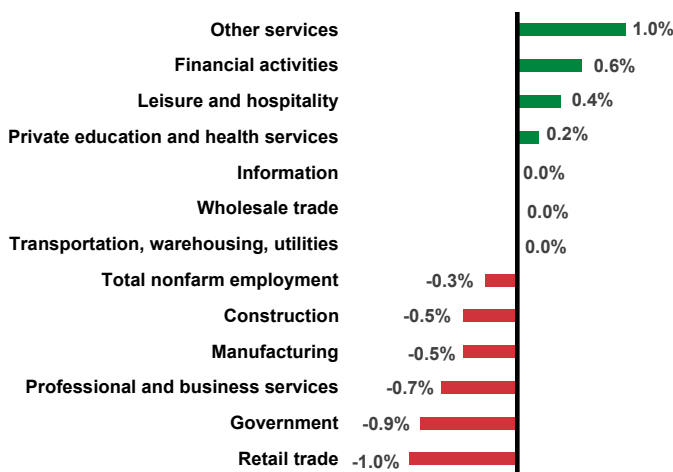
Source: Local Area Unemployment Statistics



Employment in Washington County decreased by -900 jobs from July 2024 to August 2024.

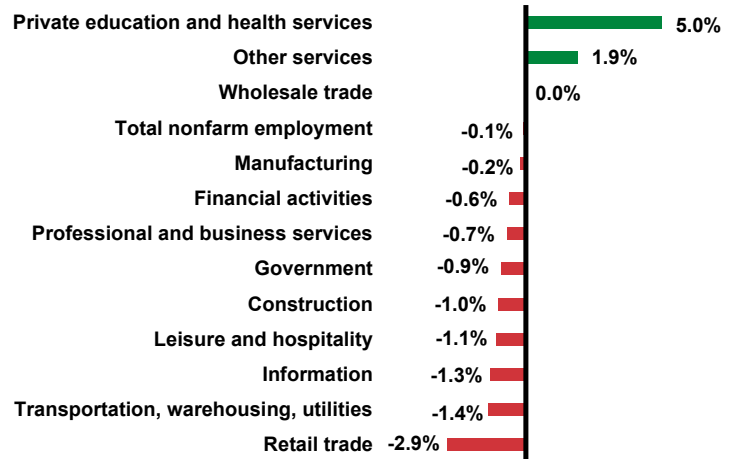
Employment in Washington County reached 310,400 in August; the county lost -200 jobs over the year.

Month to Month % Change in Employment (July 2024 to August 2024)



Source: Oregon Employment Department, CES

Year-Over-Year % Change in Employment (August 2023 to August 2024)



Source: Oregon Employment Department, CES