

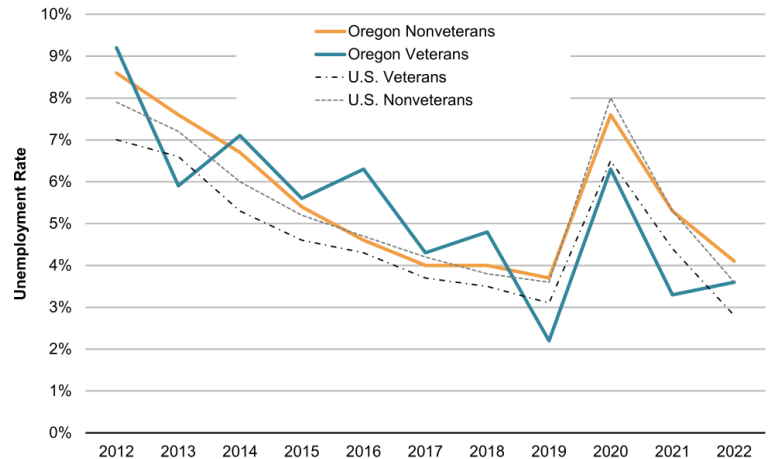
Washington County Economic Indicators October 2023 (September 2023 Data)

The unemployment rate remained unchanged at 3.0% in Washington County in September. This is below the Portland MSA rate of 3.4% and the state unemployment rate of 3.5%. There were declines in leisure and hospitality over the month that were offset by gains in government employment, leading to an over the month increase of 200 jobs.

This month we are looking at Oregon veterans and how their unemployment rate compares with the rest of the state. In 2022, the unemployment rate for Oregon veterans was 3.6%, which was lower than the rate for nonveterans of 4.1%. Veterans also had a higher median income than non-veterans. If you'd like to learn more about key employment indicators for Oregon's veteran population, [check out this article on QualityInfo.org here](http://check.out.this.article.on.QualityInfo.org.here).

Oregon Veterans Had a Lower Unemployment Rate Than Non-veterans in 2022

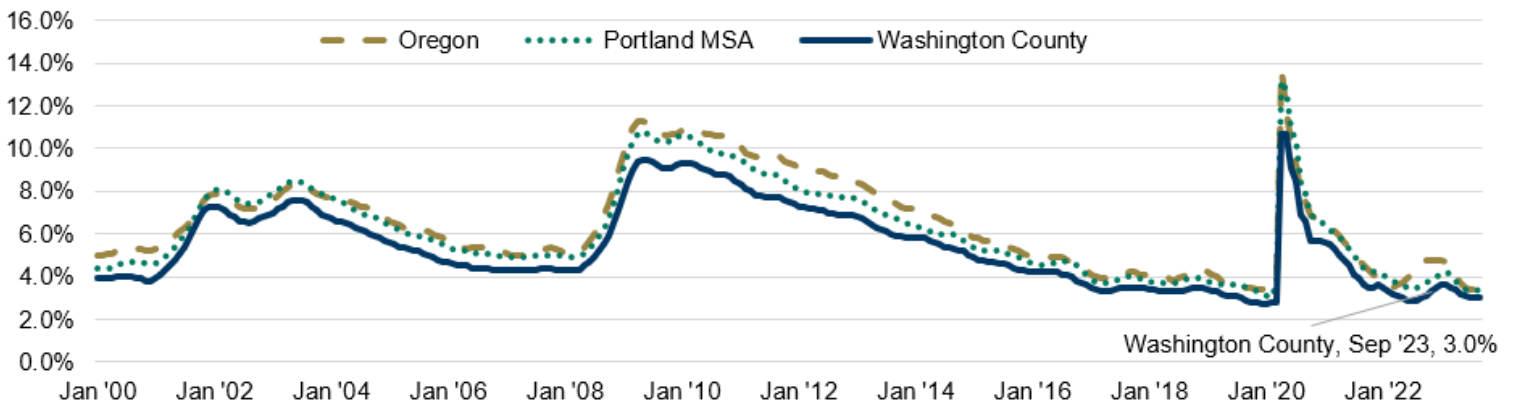
Source: Oregon Employment Department, Bureau of Labor Statistics



Source: Oregon Employment Department and U.S. Bureau of Labor Statistics, Current Population Survey

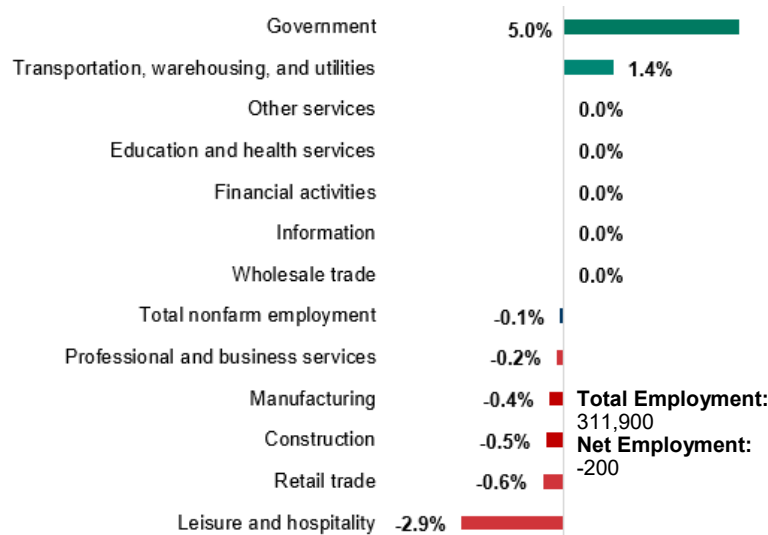
Unemployment in Washington County Lower than State

January 2000 to September 2023, seasonally adjusted
Local Area Unemployment Statistics



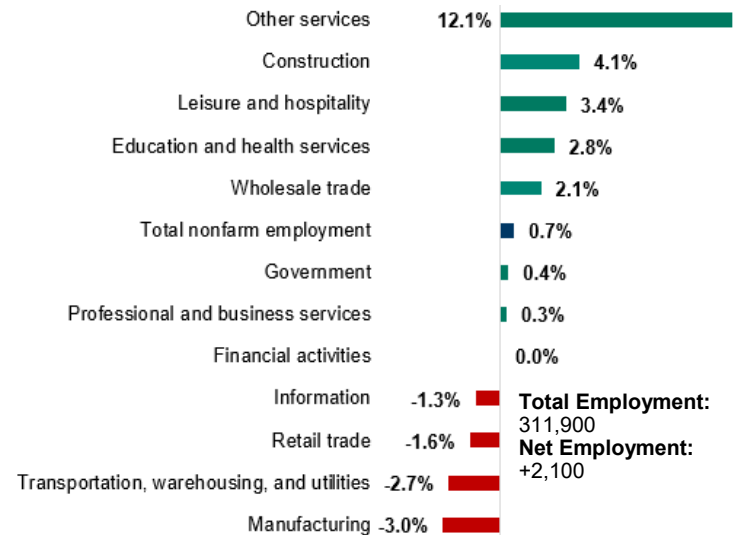
Total Employment in Washington County Decreased by 200 from August to September

August 2023 to September 2023, percentage change
Source: Current Employment Estimates



Washington County had nearly 2,100 More Jobs in September 2023 Compared With This Time Last year

September 2022 to September 2023, percentage change
Source: Current Employment Estimates



Have questions? Want to subscribe? Contact me!
Shaun Barrick, Workforce Analyst

(503) 396-7355
Shaun.barrick@employ.oregon.gov