

# Washington County Economic Indicators August 2023 (July 2023 Data)

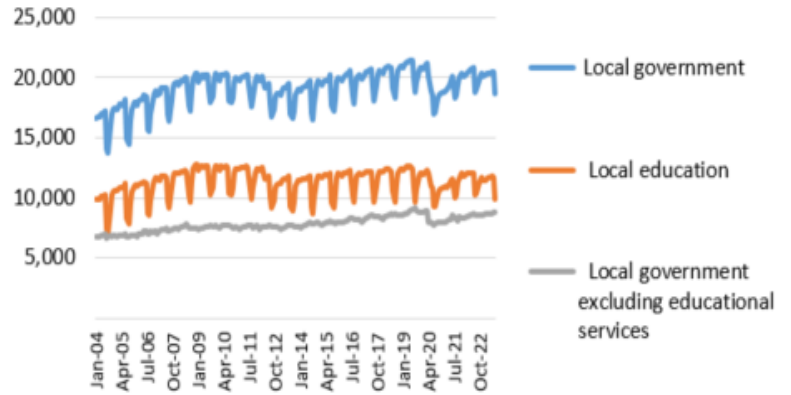
The unemployment rate remained stable at 3.1% in Washington County in July. This is below the Portland MSA rate of 3.3% and the state unemployment rate of 3.4%.

Net employment decreased by 200 over the month in Washington County, and has increased by 2,400 since this time last year. The over-the-month decline is primarily due to the seasonal fluctuation of education employment. As teachers leave work for summer vacation, the employment levels in government sharply decline. However, the change in government employment over the year is minimal, which tells us that this decrease in employment was expected and is a normal seasonal movement. Our graph of the month shows how this seasonal fluctuation in education really defines the local government sector as a whole. Much like we saw a large decrease in government employment in July, expect to see a large increase in September as teachers return.

## Changes in Local Government Employment Primarily Driven by Local Education

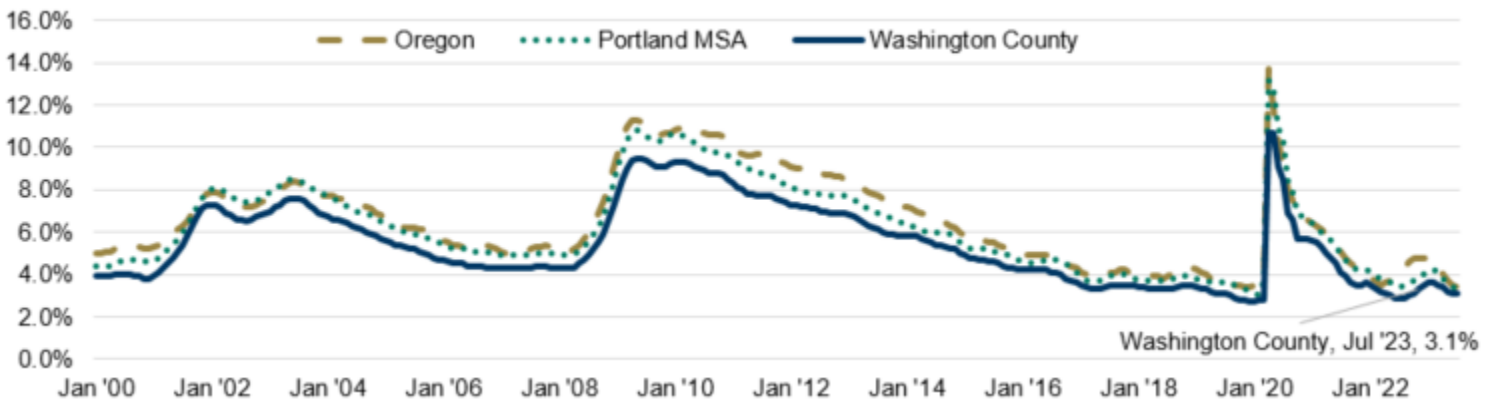
Source: Oregon Employment Department, Current Employment Estimates

Components of Local Government Employment, Washington County, 2004-2023



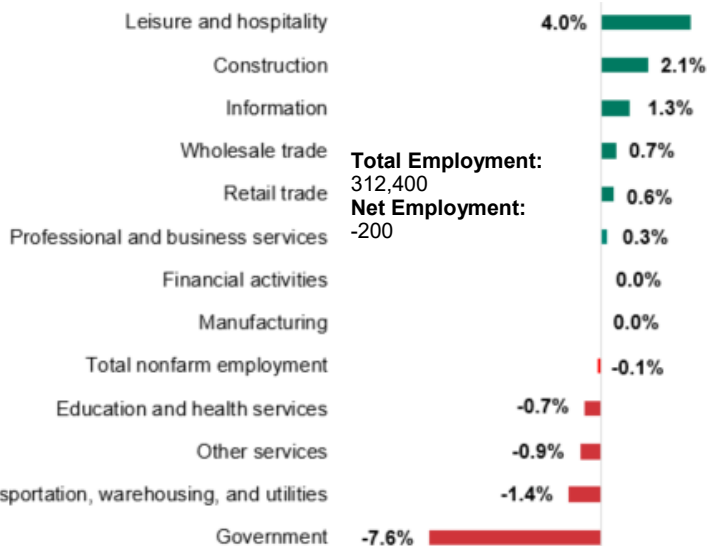
## Unemployment in Washington County Lower than State

January 2000 to July 2023, seasonally adjusted  
Local Area Unemployment Statistics



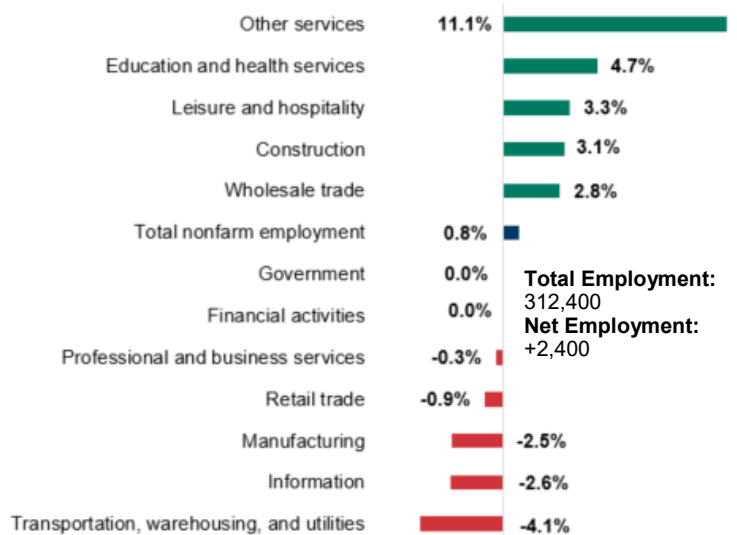
## Total Employment in Washington County Decreased by 200 from June to July

June 2023 to July 2023, percentage change  
Source: Current Employment Estimates



## Washington County has nearly 2,400 More Jobs in July 2023 Compared With This Time Last year

July 2022 to July 2023, percentage change  
Current Employment Estimates



Have questions? Want to subscribe? Contact me!  
Shaun Barrick, Workforce Analyst

(503) 396-7355  
Shaun.barrick@employ.oregon.gov