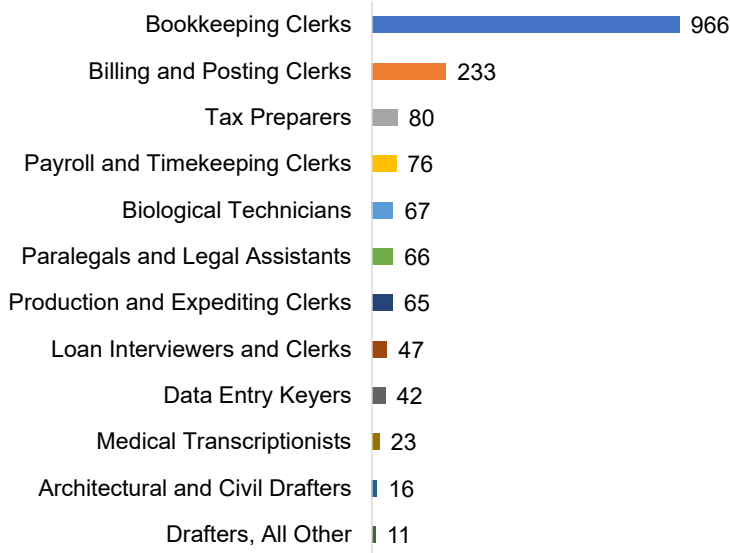


**Special Topic: Occupational Exposure to A.I. on the South Coast**

**Southwestern Oregon Employment in Occupations with High Exposure to A.I.**



Artificial intelligence's impact on the labor market is uncertain, but it's likely to have upsides and downsides, even within the same occupation. The special graph this month looks at roles with the most exposure to A.I.

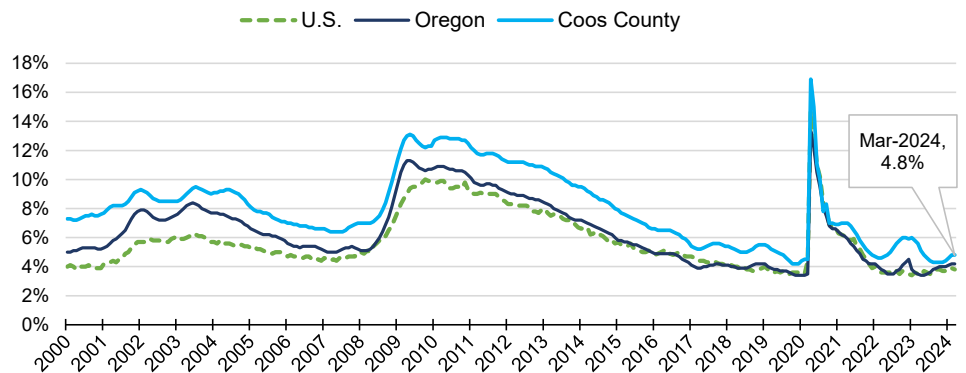
This categorization comes from the [Pew Research Center](#), which ranked occupations into high, medium, and low exposure by job duties. The roles in the graph may see reduced employment through automation, or may see enhanced job duties and skills using A.I. techniques.

Many of the positions are clerk and assistant roles in a variety of fields, who may have routine research and categorization tasks done for them by A.I. assistants. Certain drafting, design, and science occupations are also likely to use or complement automated creative processes.

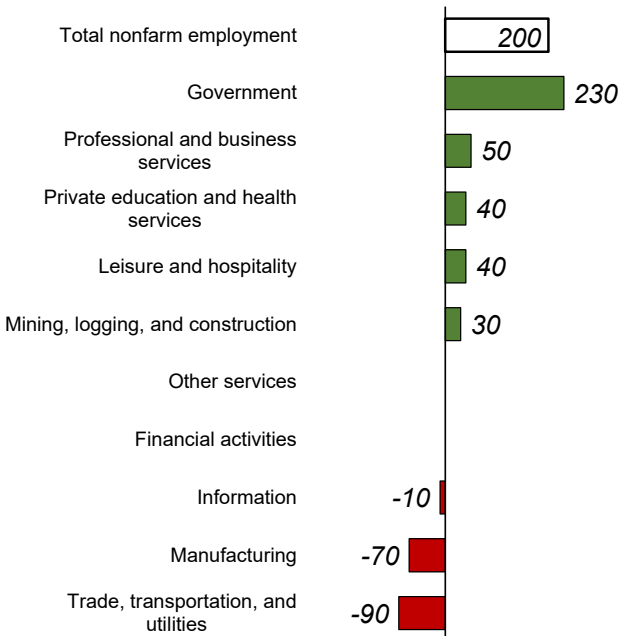
Source: Oregon Employment Department, Pew Research

**Unemployment Rate at 4.8%**

- Unemployment rate March 2023 was 5.6%
- Seasonally adjusted unemployment has ticked up slightly since Fall of 2023



Source: Oregon Employment Department, LAUS



**Industry Employment Change: Mar. 2023 to Mar. 2024**

Coos County adds 200 jobs over the year

[Detailed March Employment Press Release](#)

**Henry Fields—Workforce Analyst for Southern Oregon**

[Henry.L.Fields@employ.oregon.gov](mailto:Henry.L.Fields@employ.oregon.gov)

(541) 359 - 9178

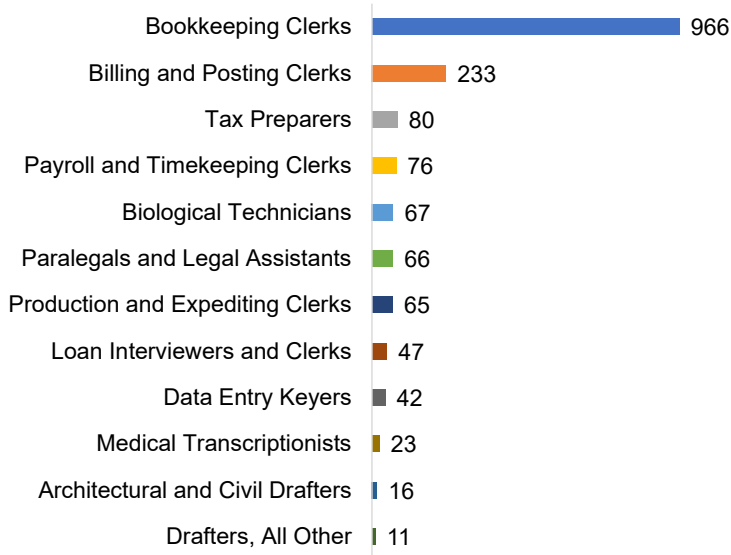
[QualityInfo.org](#): Your source for the latest economic data, highlights, and analysis.

Explore more on Southwestern Oregon's economy here:

[Southwestern Oregon: The Latest Research](#)

**Special Topic: Occupational Exposure to A.I. on the South Coast**

**Southwestern Oregon Employment in Occupations with High Exposure to A.I.**



Artificial intelligence's impact on the labor market is uncertain, but it's likely to have upsides and downsides, even within the same occupation. The special graph this month looks at roles with the most exposure to A.I.

This categorization comes from the [Pew Research Center](#), which ranked occupations into high, medium, and low exposure by job duties. The roles in the graph may see reduced employment through automation, or may see enhanced job duties and skills using A.I. techniques.

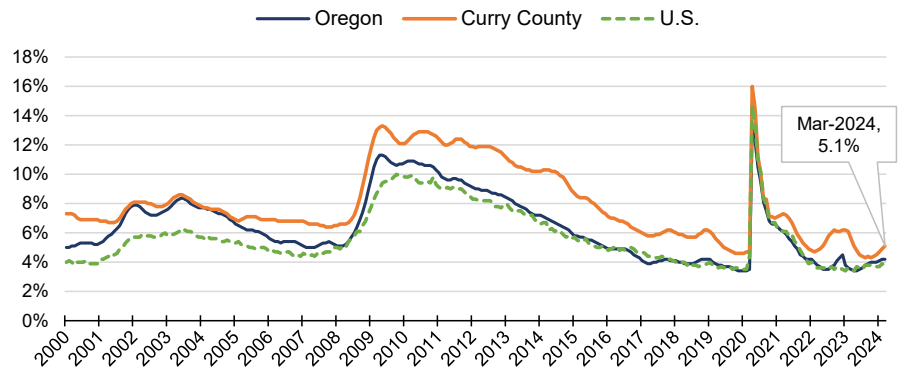
Many of the positions are clerk and assistant roles in a variety of fields, who may have routine research and categorization tasks done for them by A.I. assistants. Certain drafting, design, and science occupations are also likely to use or complement automated creative processes.

Source: Oregon Employment Department, Pew Research

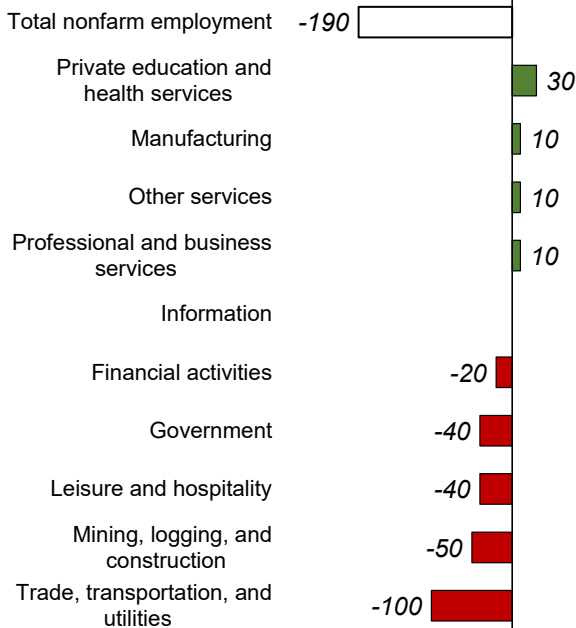
**Unemployment Rate at 5.1%**

- Seasonally adjusted unemployment rate in March 2023 was 5.6%

[More info on unemployment](#)



Source: Oregon Employment Department, LAUS



Source: Oregon Employment Department, CES

**Industry Employment Change: Feb. 2023 to Feb. 2024**

Curry County employment declined by 190 jobs over the year

[Detailed March Employment Press Release](#)

**Henry Fields—Workforce Analyst for Southern Oregon**

[Henry.L.Fields@employ.oregon.gov](mailto:Henry.L.Fields@employ.oregon.gov)

(541) 359 - 9178

[QualityInfo.org](#): Your source for the latest economic data, highlights, and analysis.

Explore more on Southwestern Oregon's economy here:

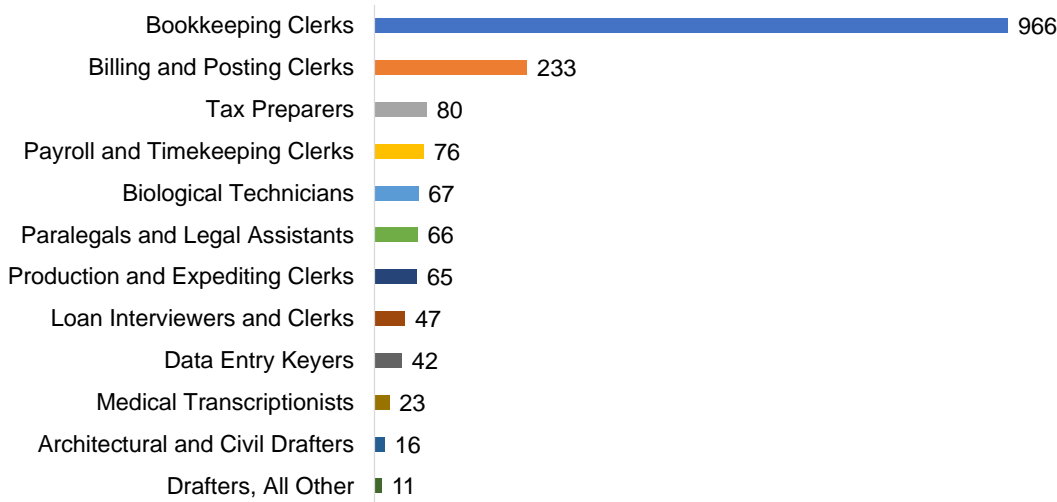
[Southwestern Oregon: The Latest Research](#)

# DOUGLAS COUNTY ECONOMIC INDICATORS

April 2024

**Graph of the Month:** Artificial intelligence’s impact on the labor market is uncertain, but it’s likely to have upsides and downsides, even within the same occupation. The special graph this month looks at 20 roles with the most “exposure” to A.I. by duties, which may increase or decrease jobs.

## Southwestern Oregon Employment in Occupations with High Exposure to A.I.



Source: Oregon Employment Department, Pew Research

## Notable Over-the-Year Employment Changes

March 2023 to March 2024

**Private Education and Health Services:** 310 (+5%)  
**Financial Activities:** 70 (+5%)  
**All Industries:** 330 (+1%)  
**Manufacturing:** -30 (-1%)  
**Professional and Business Services:** -190 (-6%)  
**Employment change from February 2020 (seasonally adjusted):** -340 (-1%)

Source: [Oregon Employment Department Current Employment Estimates](#)

## News and Articles

QualityInfo: [New and Emerging Jobs in Oregon: The Latest Trends](#) by Sarah Cunningham

QualityInfo: [Oregon’s Job Growth Fastest in Private Education and Health Services and Government](#) by Molly Hendrickson

Oregon Office of Economic Analysis Blog: [Oregon’s Strong Labor Market, March 2024](#)

## Latest Douglas County Economic Data

Unemployment rate: [5.0%](#) (seasonally adjusted)

Change from previous year: [-0.8 pct. points](#)

Business highlights: [new openings, closings & hiring events](#)

- **New Firm:** Cholos Taqueria y Mariscos, a Mexican restaurant, opened in Sutherlin.
- **Closure:** C&D Lumber Co. in Riddle will close.
- **New Firm:** Urban Health Chiropractic will open in Roseburg.
- **New Firm:** CCSW Community Center will open in Glendale. It will offer youth and adult behavioral health and housing services, veterans' services, and substance and alcohol abuse counseling.

[QualityInfo.org](#): your source for the latest economic data, highlights and analysis



Manage your subscriptions to this newsletter and other data releases on our [subscription page](#).