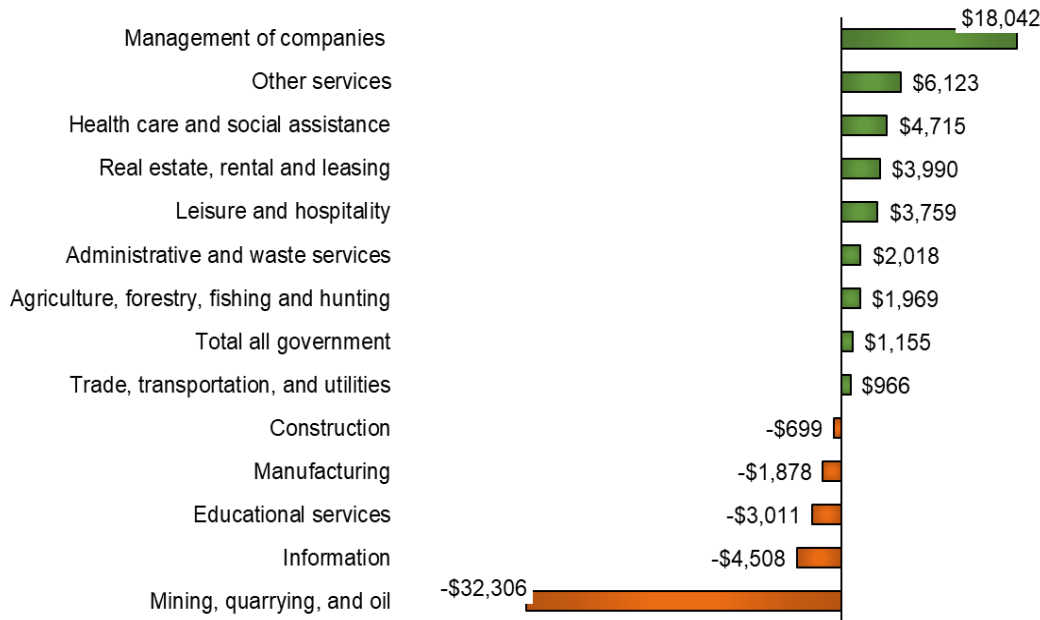


**Special Topic: The Inflation Effect... Wage Changes During COVID-19**

**Change in Coos County Inflation-Adjusted Wages 2019-2022 (In 2022 Dollars)**



Source: Oregon Employment Department, QCEW

Pictured left is a look at how Coos County wages have changed from before to after the pandemic. Paychecks have risen in more than half of major industries since 2019, after adjusting for inflation.

On average, management workers earn about \$1,500 more a month in 2022 than they did in 2019, agriculture and natural resource workers earn \$164 more a month, and educational service workers earn about \$250 less a month.

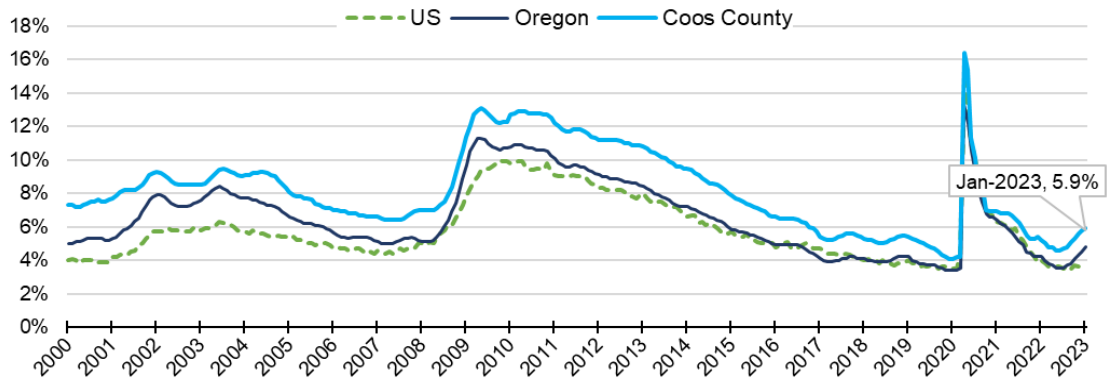
**Key takeaways:**

Five major industries are earning less in 2022 than they did in 2019, with mining workers earning substantially less in 2022.

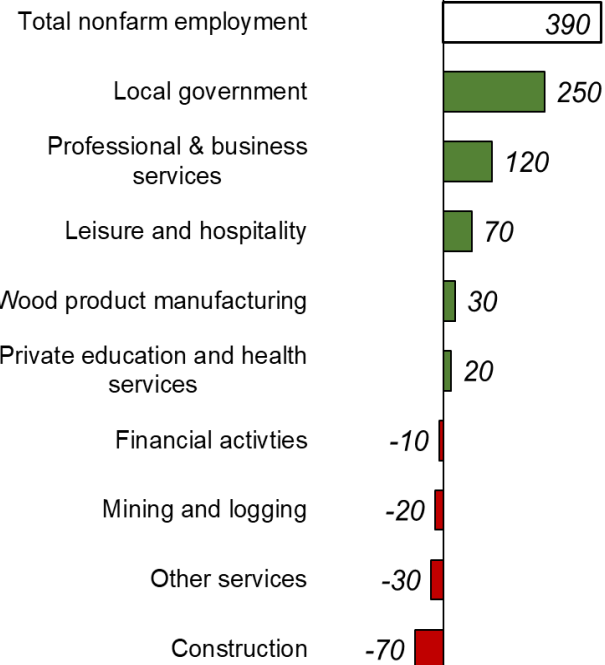
On average, privately owned establishments saw a 4.5% wage increase (+\$1,835) from 2019 to 2022.

**Unemployment Rate at 5.9%**

- Unemployment rate January 2022 was 5.2%
- Coos County's unemployment rate is 0.2 percentage points lower than it's Southern counterpart, Curry



Source: Oregon Employment Department, LAUS



Source: Oregon Employment Department, CES

**Industry Employment Change: Jan 2022 to Jan 2023**

*Coos County adds 390 jobs over the year*

- Total nonfarm employment was 22,430 in January

[Detailed January Employment Press Release](#)

**Carlos Diaz—Southern Oregon Workforce Analyst**

[Carlos.D.Diaz@employ.oregon.gov](mailto:Carlos.D.Diaz@employ.oregon.gov)

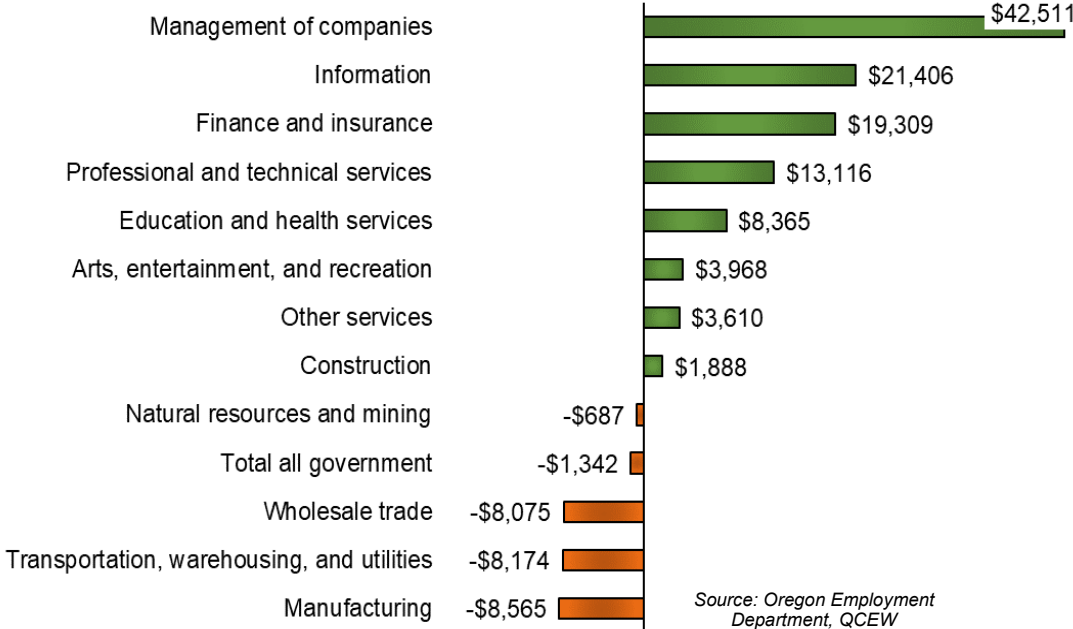
(541) 414 - 5325

[QualityInfo.org](http://QualityInfo.org): Your source for the latest economic data, highlights, and analysis.

Discover everything related to Southwestern Oregon and Coos County's labor market: [Southwestern Oregon](#)

**Special Topic: The Inflation Effect... Wage Changes During COVID-19**

**Change in Curry County Inflation-Adjusted Wages  
 2019-2022 (In 2022 Dollars)**



Source: Oregon Employment Department, QCEW

Pictured left is a look at how Curry County wages have changed from before to after the pandemic. Paychecks have risen in most industries since 2019, after adjusting for inflation.

On average, management workers earn about \$3,540 more a month in 2022 than they did in 2019 while manufacturing workers about \$714 less a month.

**Key takeaways:**

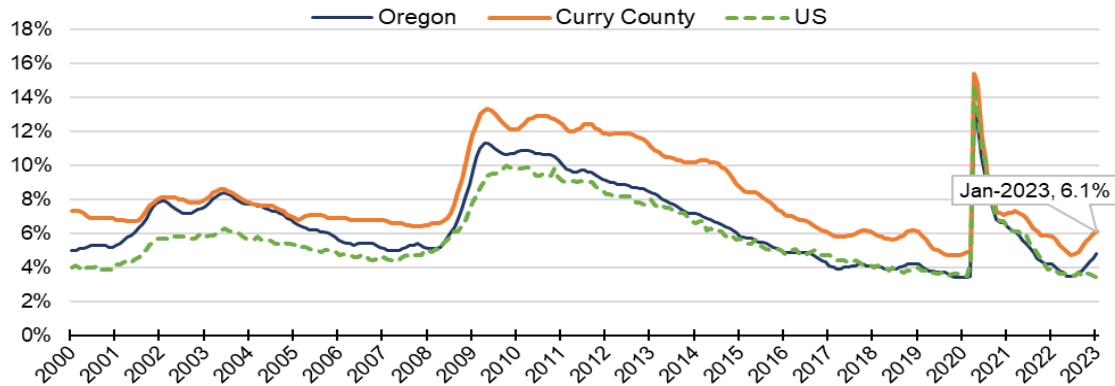
Five major industries are earning less in 2022 than they did in 2019, with manufacturing workers are experiencing the largest pay cut over the period.

On average, privately owned establishments saw a 6.2% wage increase (+\$2,267) from 2019 to 2022.

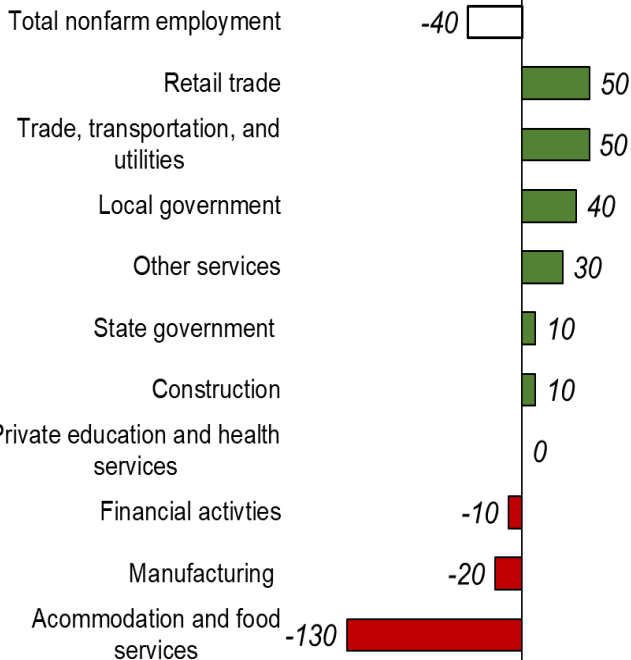
**Unemployment Rate at 6.1%**

- Unemployment rate January 2022 was 5.8%
- 554 unemployed people in January of 2023

[More info on unemployment](#)



Source: Oregon Employment Department, LAUS



**Industry Employment Change: Jan 2022 to Jan 2023**

*Curry County sheds **40 jobs** over the year*

- Total nonfarm employment was 6,480 in January

[Detailed January Employment Press Release](#)

**Carlos Diaz—Southern Oregon Workforce Analyst**

[Carlos.D.Diaz@employ.oregon.gov](mailto:Carlos.D.Diaz@employ.oregon.gov)

(541) 414 - 5325

[QualityInfo.org](#): Your source for the latest economic data, highlights, and analysis.

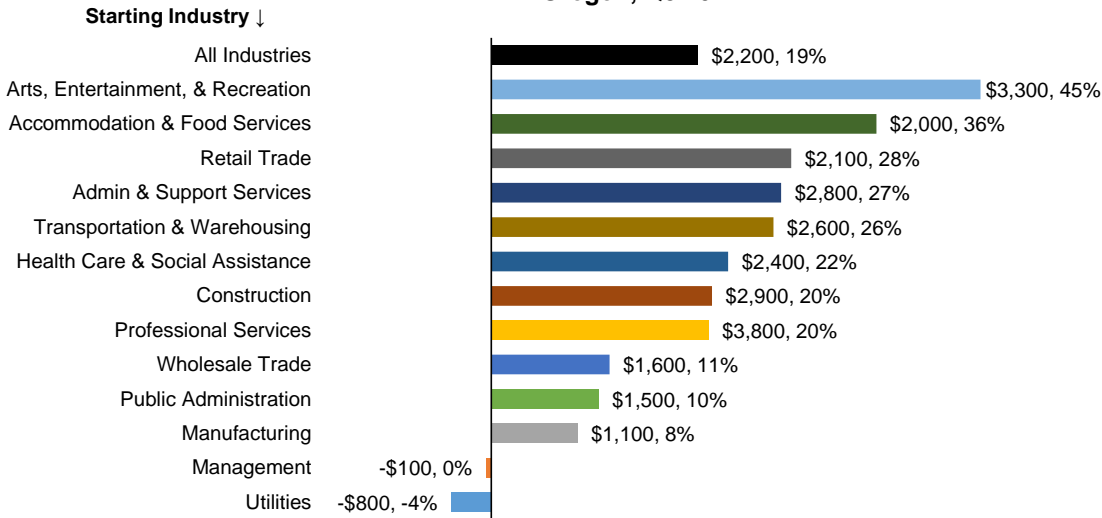
Discover everything related to Southwestern Oregon and Curry County's labor market: [Southwestern Oregon](#)

# DOUGLAS COUNTY ECONOMIC INDICATORS

## February 2023

**Graph of the Month:** In 2021, people who left one job for another saw large wage gains (19% across industries). The highest percentage gains were for people starting in lower paid industries such as leisure and hospitality. These moving workers may change to a different industry, or stay in the same one.

**Change in Median Quarterly Earnings before and after Job-to-Job Flows Oregon, Q3 2021**



Source: U.S. Census Bureau, Job-to-Job Flows Explorer

## Notable Over-the-Year Employment Changes

January 2022 to January 2023

**Private Education and Health Services:** 250 (+4%)  
**Other Services:** 160 (+2%)  
**All Industries:** 330 (+1%)

**Financial Activities:** -70 (-5%)  
**Professional and Business Services:** -210 (-6%)

**Employment change from February 2020 (seasonally adjusted):**  
 -560 (-1%)

Source: [Oregon Employment Department Current Employment Estimates](#)

## News and Articles

Quality Info: [Child Care Employment is Crawling Back](#) by Henry Fields

QualityInfo: [Oregon Economic Update: Not out of the Woods Yet](#) by Amy Vander Vliet

Oregon Office of Economic Analysis Blog: [Oregon Economic and Revenue Forecast, March 2023](#)

## Latest Douglas County Economic Data

Unemployment rate: [5.7%](#)  
 (seasonally adjusted)

Change from previous year: [+0.6 pct. points](#)

Percentage of Oregon job openings considered difficult to fill in 2022: [72%](#)

Change in number of Oregon jobs paying less than \$15 an hour from 2021 to 2022: [-42%](#)

Business highlights: [new openings, closings & hiring events](#)

- *New Firm:* Koppers Utility and Industrial Products will open a plant in Glendale that will produce wood products and chemicals for wood treatment. It will employ between 30 and 50 people.

[QualityInfo.org](#): your source for the latest economic data, highlights and analysis



Manage your subscriptions to this newsletter and other data releases on our [subscription page](#).