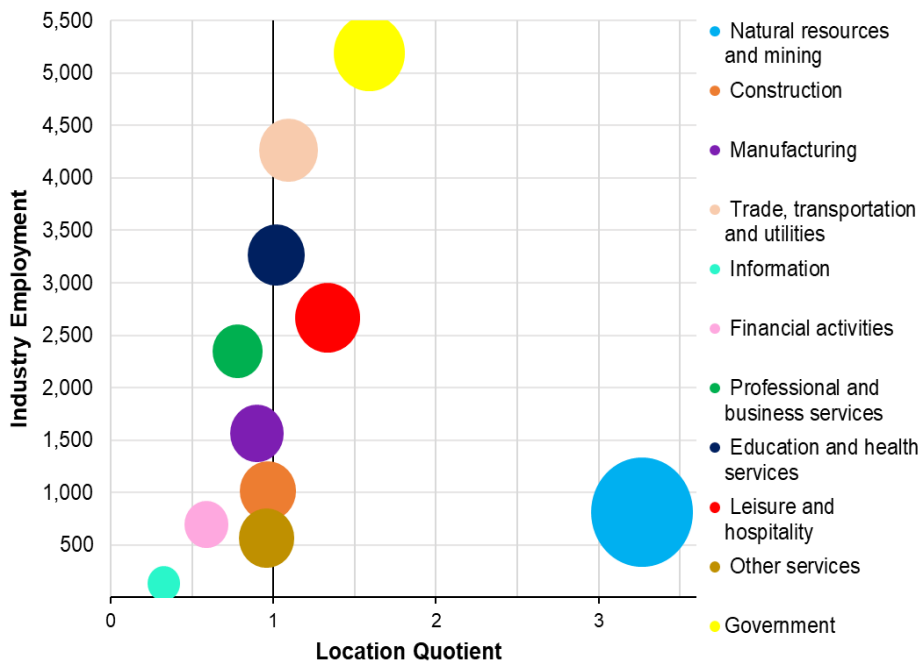


Graph of the Month: Industry Specialization and Location Quotients
 Coos County, 2021



Location quotients (LQ) are great for comparing regional and national employment compositions. Here, we look at how Coos County's employment concentration compares to the nation's.

If a LQ is near or equal to 1, the industry make up resembles the nation's. If a LQ is greater than 1.25 it indicates a degree of specialization in that industry, while a LQ less than 0.8 indicates the share of employment in that industry is less than the national share.

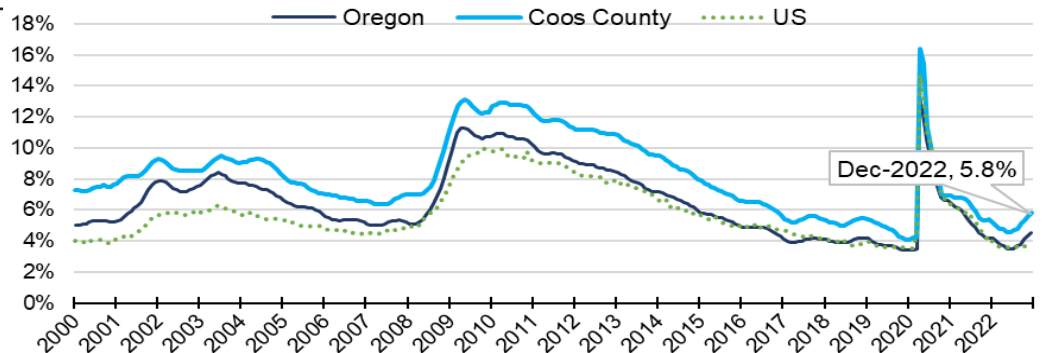
Key takeaways:

Coos County's employment in natural resources and mining was about 3 times the national average share in 2021, with an LQ of 3.27. The second highest LQ was in public work (1.59). These industries tend to have larger influences on the Coos and South Coast economy.

Source: Oregon Employment Department, QCEW

Unemployment Rate at 5.8%

- Unemployment rate during pandemic lockdown peaked at 16.4%
- Currently hovering near record lows and a tad under its Southern counterpart, Curry.



Source: Oregon Employment Department, LAUS

Industry Employment Change: Dec 2021 to Dec 2022

Coos County adds **60 jobs** over the year

- Food manufacturing employment up **7.1%** over the month

[Detailed December Employment Press Release](#)

Carlos Diaz—Southern Oregon Workforce Analyst

Carlos.D.Diaz@employ.oregon.gov

(541) 414 - 5325

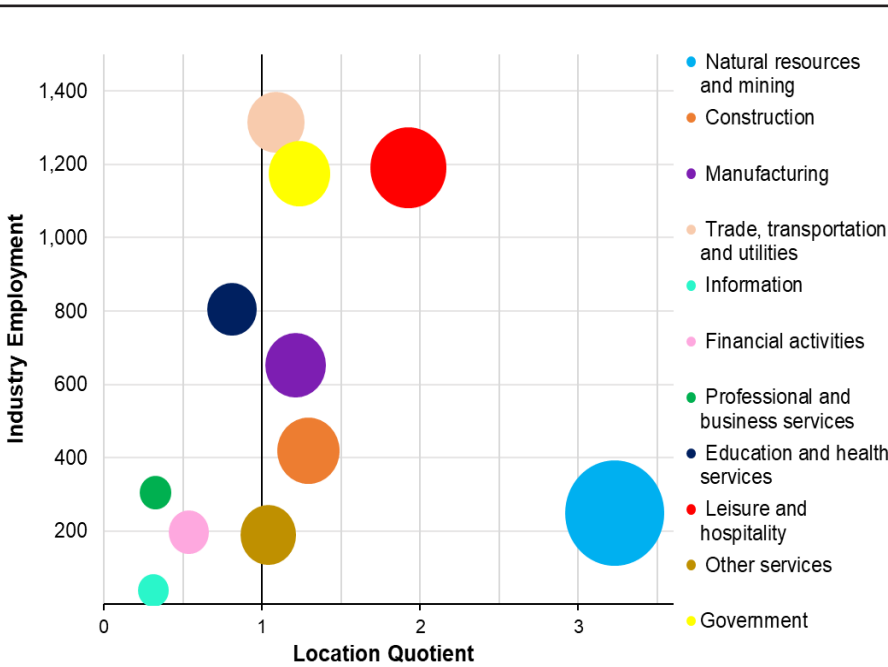
QualityInfo.org: Your source for the latest economic data, highlights, and analysis.

Discover local new business openings, closures, and hiring events: [Business highlights](#)



Source: Oregon Employment Department, CES

Graph of the Month: Industry Specialization and Location Quotients
 Curry County, 2021



Location quotients (LQ) are great for comparing regional and national employment compositions. Here, we look at how Curry County's employment concentration compares to the nation's.

If a LQ is near or equal to 1, the industry make up resembles the nation's. If a LQ is greater than 1.25 it indicates a degree of specialization in that industry, while a LQ less than 0.8 indicates the share of employment in that industry is less than the national share.

Key takeaways:

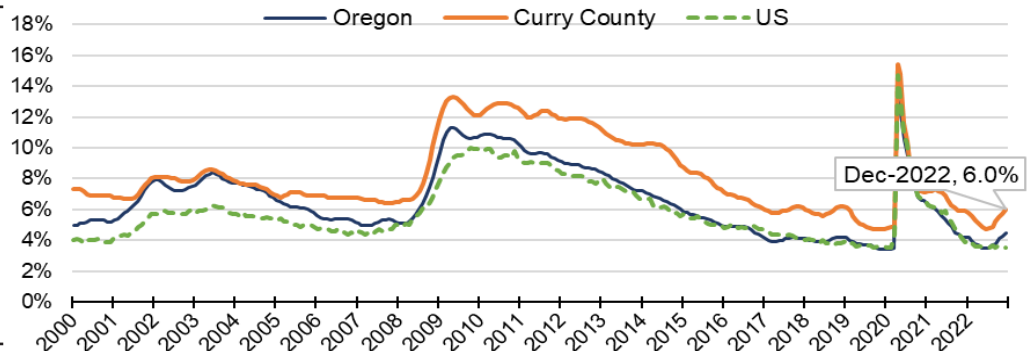
Curry County's employment in natural resources and mining was about 3 times the national average share in 2021, with an LQ of 3.23. The second highest LQ was in leisure and hospitality (1.92). These industries tend to have larger influences on the Coos and South Coast economy.

Source: Oregon Employment Department, QCEW

Unemployment Rate at 6%

- Currently hovering near record lows
- Up 1.3 percentage points since June 2022

[More info on unemployment](#)



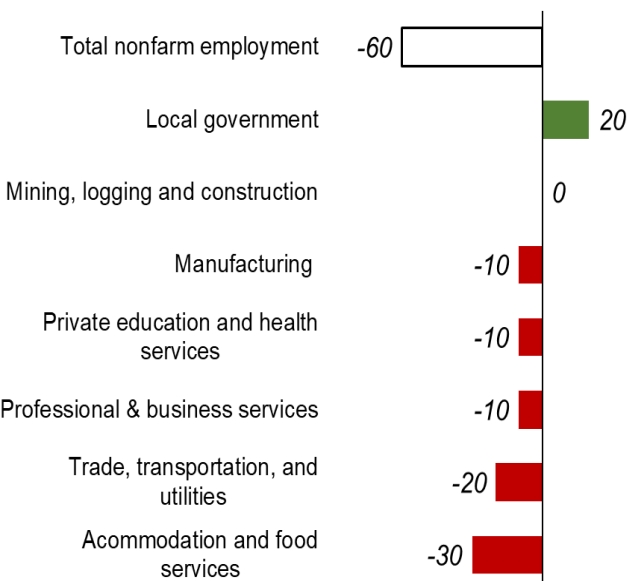
Source: Oregon Employment Department, LAUS

Industry Employment Change: Dec 2021 to Dec 2022

Curry County sheds **60 jobs** over the year

- Total employment was 6,560 in December

[Detailed December Employment Press Release](#)



Source: Oregon Employment Department, CES

Carlos Diaz—Southern Oregon Workforce Analyst

Carlos.D.Diaz@employ.oregon.gov

(541) 414 - 5325

[QualityInfo.org](#): Your source for the latest economic data, highlights, and analysis.

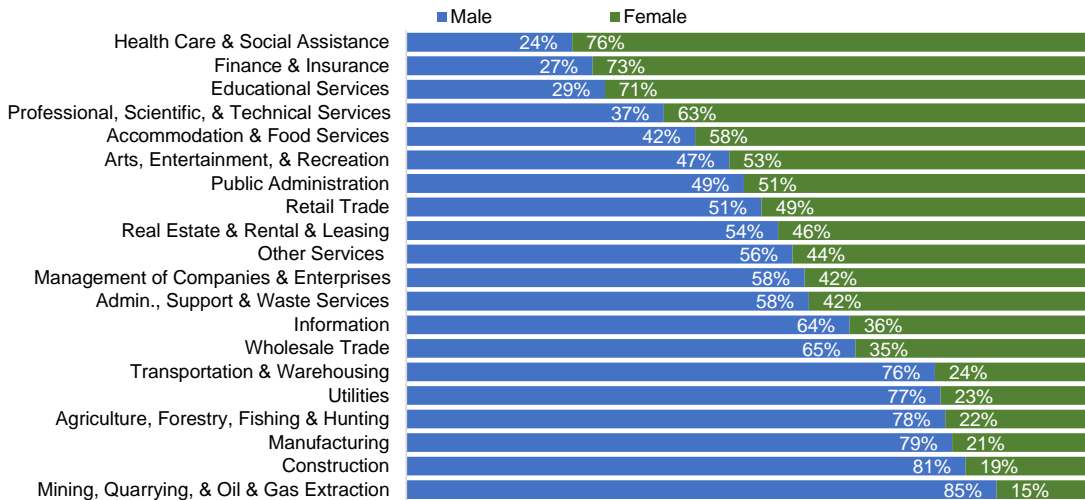
Discover local new business openings, closures, and hiring events: [Business highlights](#)

DOUGLAS COUNTY ECONOMIC INDICATORS

January 2023

Graph of the Month: While women make up 48% of the Douglas County workforce, the percentage varies widely by industry. Health care, finance and insurance, and education are dominated by women, while the opposite is true for transportation, natural resources, manufacturing and construction.

Douglas County Workers by Sex, Annual Average 2021



Source: U.S. Census Bureau, Quarterly Workforce Indicators

Notable Over-the-Year Employment Changes

December 2021 to December 2022

Private Education and Health Services:
 180 (+3%)

Retail Trade: 50 (+1%)

Leisure and Hospitality: 70 (+2%)

Professional and Business
 Services: -70 (-2%)

All Industries: 390 (+1%)

Employment change from February 2020 (seasonally adjusted):
 -540 (-1%)

Source: [Oregon Employment Department Current Employment Estimates](#)

News and Articles

Quality Info: [New Data: Learning and Earnings in Douglas and Lane](#) by Henry Fields

QualityInfo: [Fall 2022 Hiring Among Oregon's Private Employers](#) by Anna Johnson

Oregon Office of Economic Analysis Blog: [Oregon Population Growth 2022](#)

Latest Douglas County Economic Data

Unemployment rate: [5.6%](#)
 (seasonally adjusted)

Change from previous
 year: [+0.5 pct. points](#)

Percentage of population
 25+ with a Bachelor's
 degree or higher: [19%](#)

Percentage of firms owned
 by women in Oregon: [22%](#)

Number of job vacancies on
 average in Southwestern
 Oregon in Fall 2022: [5,730](#)

Business highlights: [new
 openings, closings & hiring
 events](#)

- *New Firm:* Topp-It – a restaurant offering pizza, wraps, salads, and breakfast items – will open in Roseburg.
- *New Firm:* Diamond Dance Studio opened in Roseburg.

[QualityInfo.org](#): your source
 for the latest economic data,
 highlights and analysis



Manage your subscriptions to
 this newsletter and other data
 releases on our [subscription
 page](#).