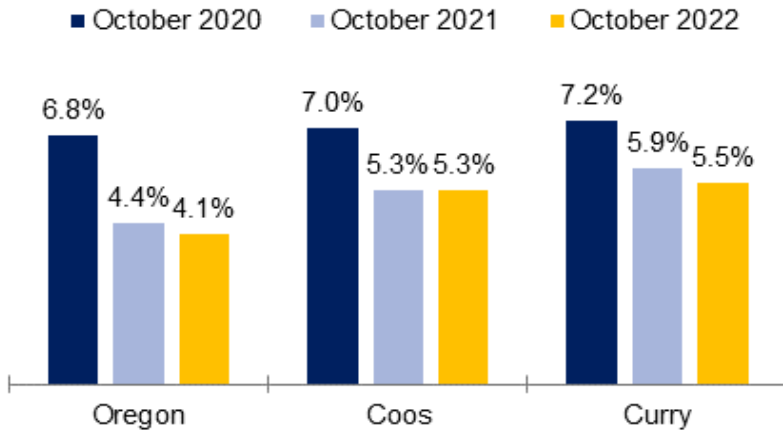


Coos & Curry Counties

November 2022 Edition

Statewide and Local Unemployment Rates (Seasonally adjusted)



Source: Oregon Employment Department, Local Area Unemployment Statistics

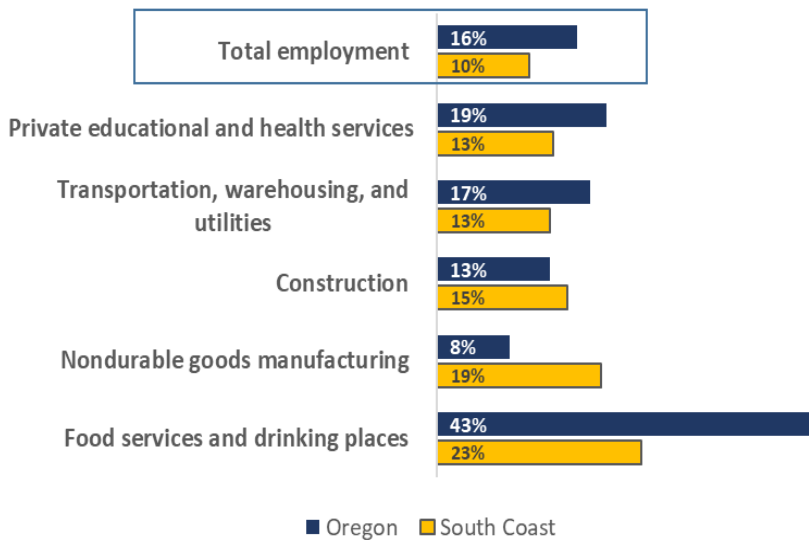
Selected Industry Gains and Losses (October 2021 to October 2022 Change)

Coos County



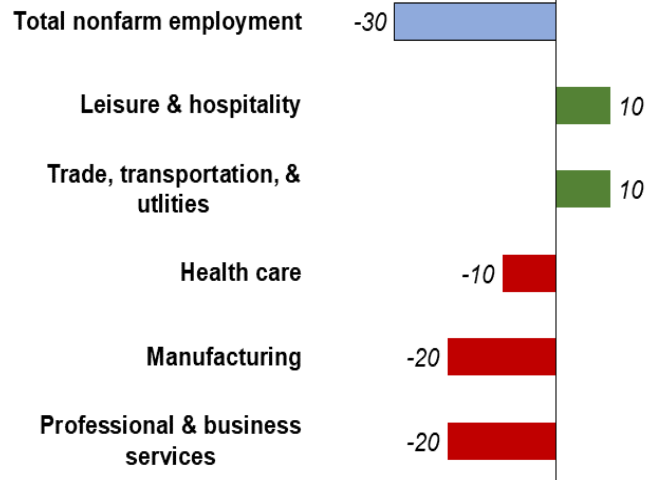
Source: Oregon Employment Department, Current Employment Estimates

Graph of the Month: Selected Industry Employment Projections, 2020-2030



Source: Oregon Employment Department, 10-Year Employment Projections

Curry County



Source: Oregon Employment Department, Current Employment Estimates

According to projections from the Oregon Employment Department, Oregon's total employment is expected to grow by 16% or 317,600 jobs between 2020 and 2030 while the South Coast is anticipating 10% growth or 7,380 jobs to be added. Private educational and health services is expecting to add 1,350 jobs, the second most in all of the published industries. Food services and drinking places was at the top of the growth list with 23% change from 2020 to 2030, or 1,080 added jobs, as the sector recovers from job losses during the pandemic.

**Carlos Diaz, Workforce Analyst/Economist
 for Jackson, Josephine, Coos, and Curry Counties**
Carlos.D.Diaz@employ.oregon.gov
 (541) 414 - 5325

Twitter: twitter.com/OED_Research
 Website: qualityinfo.org

The Quality Info website has a new look and feel, contact me for any navigation questions!

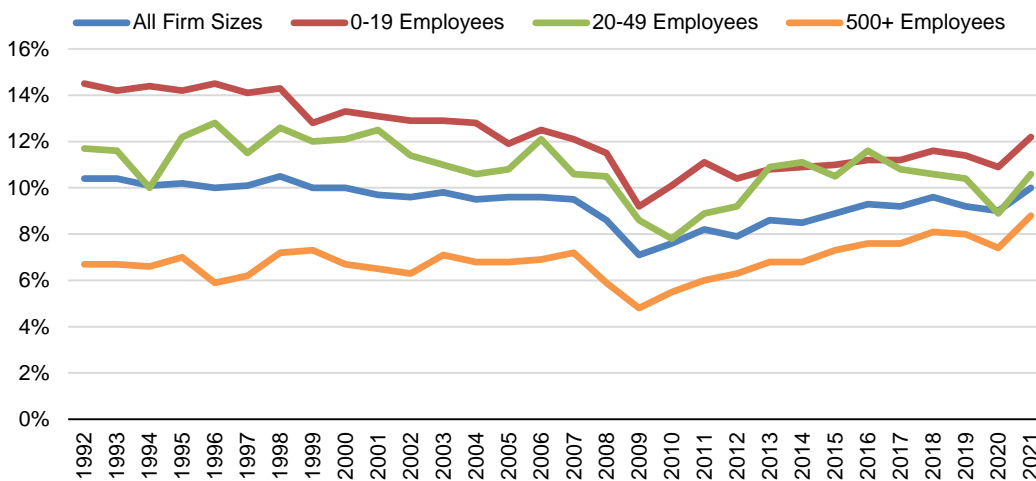
DOUGLAS COUNTY ECONOMIC INDICATORS

October 2022

Graph of the Month: Employee retention is especially important for small businesses, which tend to have higher rates of turnover. Although turnover rates have declined over the long term, the trend is towards higher rates since 2009, with sharp upticks in 2021 for businesses large and small.

Turnover Rate by Size of Firm

Douglas County private firms, Q2 of each year



Source: U.S. Census Bureau, Quarterly Workforce Indicators

Notable Over-the-Year Employment Changes

September 2021 to September 2022

Wholesale Trade: 90 (+10%)

Private Education and Health Services:

Leisure and Hospitality: 140 (+4%)

270 (+4%)

Manufacturing: -90 (-2%)

All Industries: 580 (+2%)

Employment change from February 2020 (seasonally adjusted):

-750 (-2%)

Source: [Oregon Employment Department Current Employment Estimates](#)

News and Articles

[Quality Info: Summer 2022 Hiring Among Oregon's Private Employers](#) by Anna Johnson

[QualityInfo: The Oregon Coast Wage Challenge](#) by Erik Knoder

[Oregon Office of Economic Analysis Blog: 2022 Population Growth Expectations](#)

Latest Douglas County Economic Data

Unemployment rate: [4.7%](#)
 (seasonally adjusted)

Change from previous year: [-0.6 pct. points](#)

Number of Southwestern job vacancies in Summer 2022: [3,235](#)

Business highlights: [new openings, closings & hiring events](#)

- **Expansion:** Siuslaw National Forest is hiring for five permanent fire positions and more than 40 seasonal positions in Waldport, Hebo, and Reedsport.
- **New Firm:** Oregon Conservation Corps of the Umpqua Valley opened in Roseburg. It is hiring young adults ages 16 to 26 to work on fuels reduction projects around Douglas County.

[QualityInfo.org](#): your source for the latest economic data, highlights and analysis

[Blog](#) | [Twitter](#)

Manage your subscriptions to this newsletter and other data releases on our [subscription page](#).