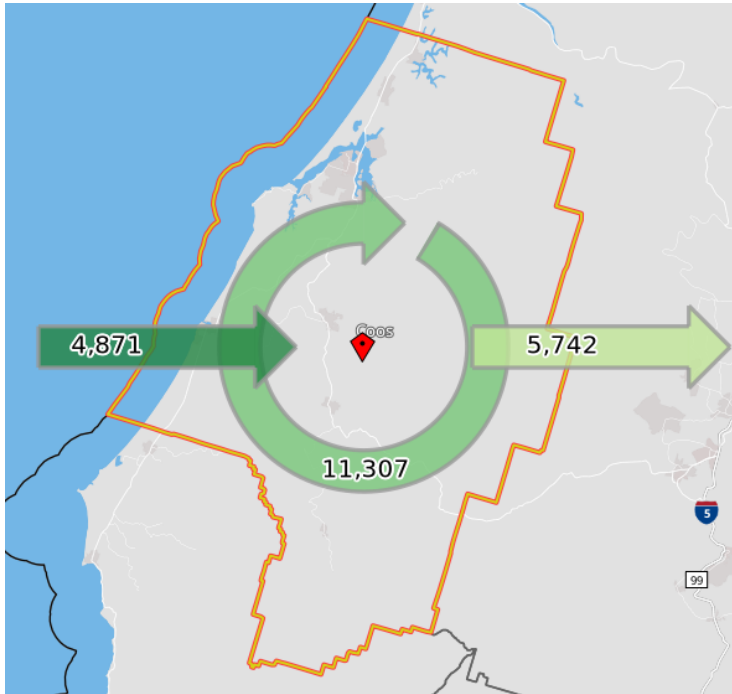


Special Topic: Commuting Patterns



Source: US Census Bureau OnTheMap

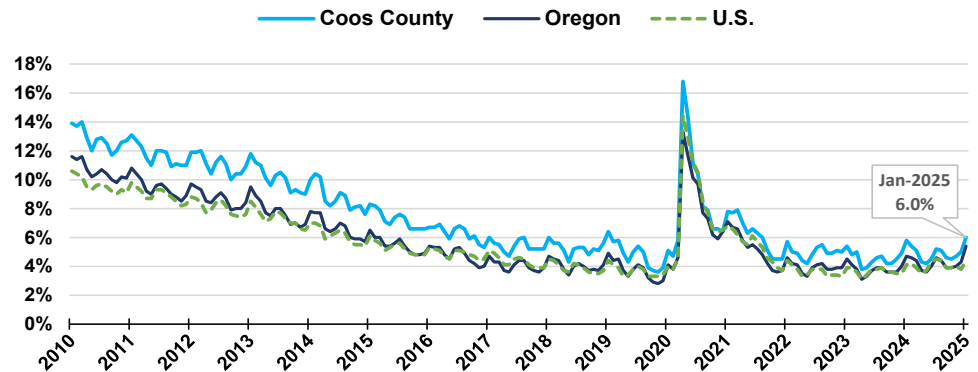
In 2022 there were 16,178 workers employed within Coos County. One third of workers were employed in the county but lived outside it. Two thirds of workers were both employed and lived in the county. An additional 5,742 workers lived in the county but were employed outside it which accounted for 34% of those living in Coos County.

Of those commuting into Coos County for work, Douglas (7%), Lane (5%), Josephine (3%), Curry (2%), and Jackson (2%) counties were the top five destinations comprising 19%. 51% of workers commute less than 10 miles while 23% commute farther than 50 miles.

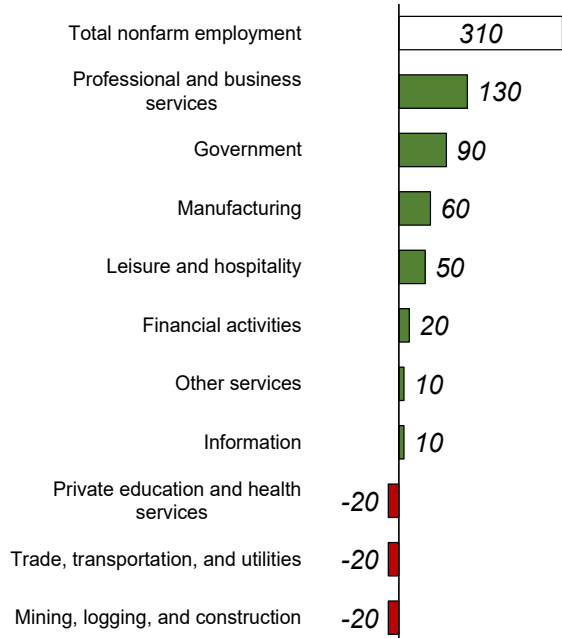
Unemployment Rate at 6.0%

- Seasonally unadjusted unemployment rate January 2024 was 5.8%
- Seasonally unadjusted unemployment rate was +/- 1.8 percentage points over the year ranging from 4.2% to 6.0%

[More info on unemployment](#)



Source: Oregon Employment Department, LAUS



Industry Employment Change: Jan 2024 to Jan 2025

Coos County employment gained 310 jobs over the year

- Payroll employment up 1.4% in the past year
- [Detailed January Employment Press Release](#)

Jeff McAllister — Workforce Analyst for Southern Oregon

Jeff.S.McAllister@employ.oregon.gov

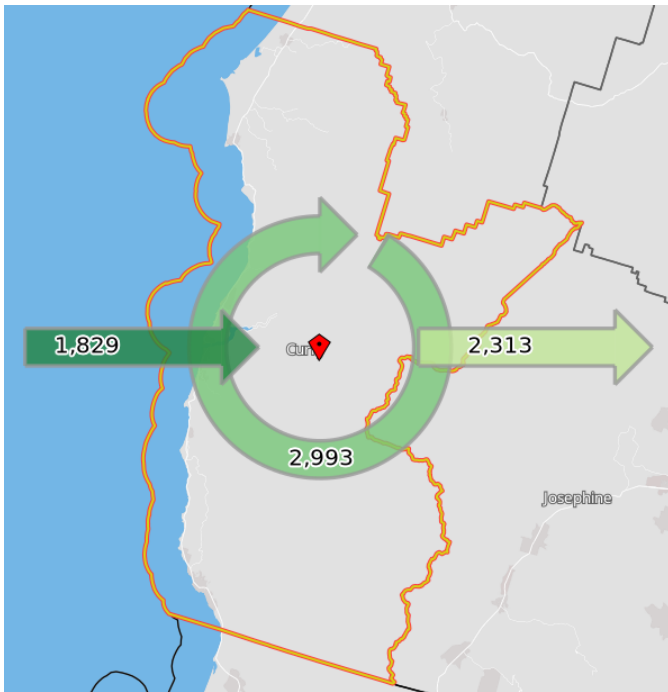
(541) 414 - 5325

QualityInfo.org: Your source for the latest economic data, highlights, and analysis.

Explore more on Southwestern Oregon's economy here:

[Southwestern Oregon: The Latest Research](#)

Special Topic: Commuting Patterns



Source: US Census Bureau OnTheMap

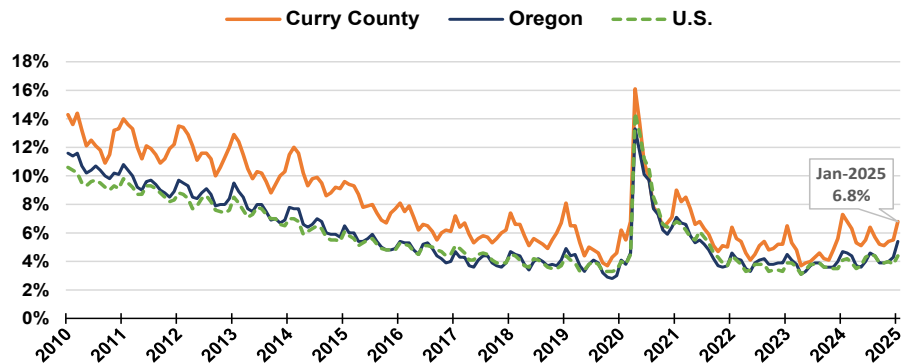
In 2022 there were 4,822 individuals employed within Curry County. Over a third of workers were employed in the county but lived outside it. Nearly two thirds of workers were both employed and lived in the county. An additional 2,313 individuals lived in the county but were employed outside it which accounted for 44% of those living in Curry County.

Of those commuting into Curry County for work, Del Norte (9%), Coos (6%), Josephine (5%), Jackson (3%), and Douglas (2%) counties were the top five destinations comprising 25%. 55% of workers commute less than 10 miles while 27% commute farther than 50 miles.

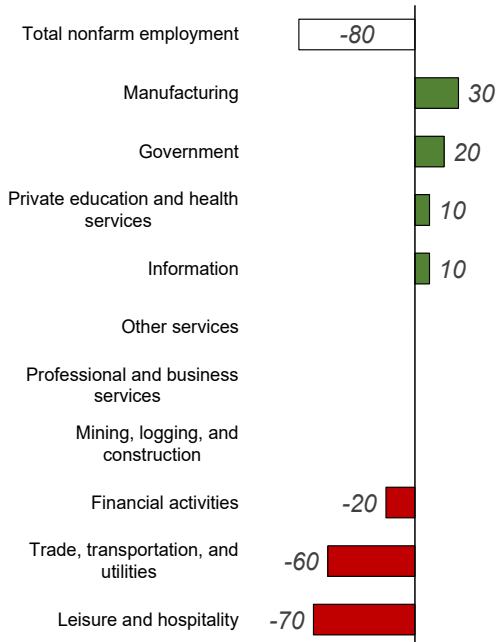
Unemployment Rate at 6.8%

- Seasonally unadjusted unemployment rate in January 2024 was 7.3%
- Seasonally unadjusted unemployment rate was +/- 1.7% over the year ranging from 5.1% to 6.8%

[More info on unemployment](#)



Source: Oregon Employment Department, LAUS



Source: Oregon Employment Department, CES

Industry Employment Change: Jan 2024 to Jan 2025

Curry County employment gained 10 jobs over the year

- Payroll employment down 1.2% over the year
- [Detailed January Employment Press Release](#)

Jeff McAllister — Workforce Analyst for Southern Oregon

Jeff.S.McAllister@employ.oregon.gov

(541) 414 - 5325

[QualityInfo.org](#): Your source for the latest economic data, highlights, and analysis.

Explore more on Southwestern Oregon's economy here:

[Southwestern Oregon: The Latest Research](#)

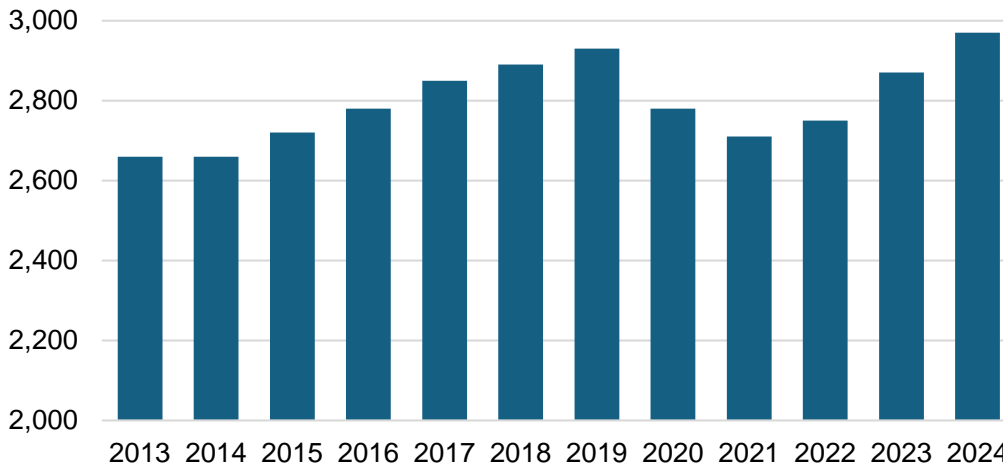
DOUGLAS COUNTY ECONOMIC INDICATORS

February 2025

Graph of the Month: Public education employment has rebounded strongly since 2022. Education suffered deep losses in 2020, as one of the first industries to close and last to reopen in response to COVID-19. Encouragingly, education employment reached a new peak in 2024.

Employment in Local Education

Douglas County, Annual Average



Source: Oregon Employment Department, Current Employment Statistics

Notable Over-the-Year Employment Changes

January 2024 to January 2025

Government: 280 (+4%)

Professional and Business Services: -170 (-6%)

Private Education and Health Services: 80 (+1%)

Retail Trade: -180 (-4%)

All Industries: -50 (0%)

Employment change from February 2020 (seasonally adjusted):
 -660 (-2%)

Source: [Oregon Employment Department Current Employment Estimates](#)

News and Articles

QualityInfo: [African Americans in Oregon: A Labor Market Perspective](#) by Sarah Cunningham

QualityInfo: [Top Occupations Oregon Employers Were Hiring in 2024 Job Vacancies](#) by Anna Johnson

QualityInfo: [Federal Government Jobs in Oregon](#) by Anna Johnson and Gail Krumenauer

Latest Douglas County Economic Data

Unemployment rate: [5.2%](#)
 (seasonally adjusted)

Change from previous year: [+0.3 pct. points](#)

Douglas County per capita personal income in 2023: [\\$52,684](#)

Increase in per capita personal income since 2022: [\\$2,549 \(+5.1%\)](#)

Percentage of per capita personal income that comes from government transfers: [37%](#)

Business highlights: [new openings, closings & hiring events](#)

- *New Firm:* Serendipity – a chocolate, coffee, and wine store – opened in Roseburg.
- *New Firm:* Innovative Renal Care, a dialysis center, opened in Roseburg.

[QualityInfo.org](#): your source for the latest economic data, highlights and analysis

Manage your subscriptions to this newsletter and other data releases on our [subscription page](#).