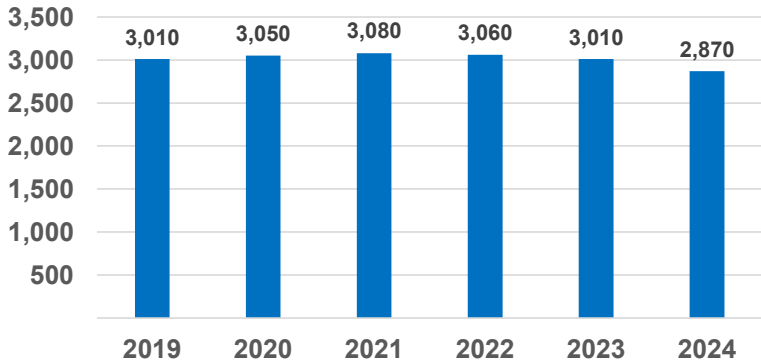


Special Topic: Holiday Retail Employment

Coos County Retail Employment December



Source: Oregon Employment Department, CES

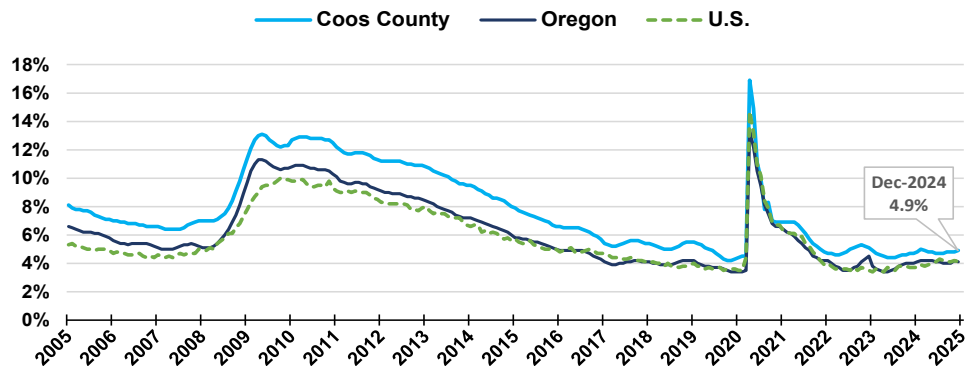
This graph depicts a six year snapshot of retail employment in Coos County during the month of December when retail employment is typically at its highest. This past December retail employment decreased by 140 jobs compared to December 2023, a modest loss. In December 2024 the retail sector accounted for 12.2% of all nonfarm employment in Coos County.

During this time period retail employment ranged from a low of 2,870 in 2024 to a high of 3,080 in 2021. Employment levels now are below what they were during the COVID-19 pandemic. Statewide the sector reached a new high in April 2022 but has since been declining.

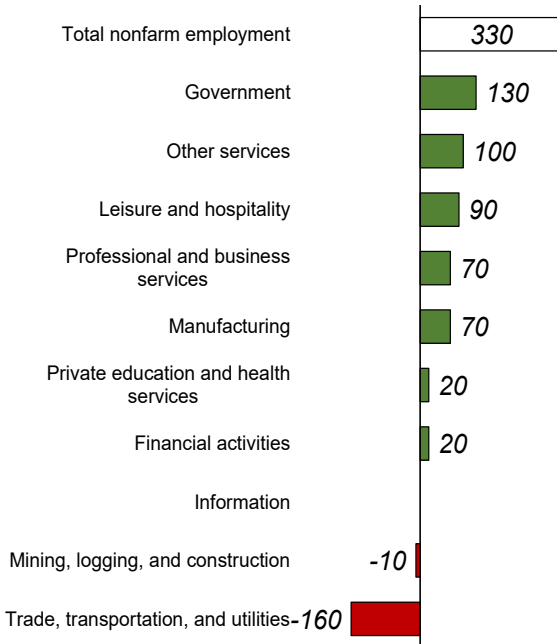
Unemployment Rate at 4.9%

- Unemployment rate December 2023 was 4.7%
- Seasonally adjusted unemployment rate was +/- 0.3% over the year ranging from 4.7% to 5.0%

[More info on unemployment](#)



Source: Oregon Employment Department, LAUS



Source: Oregon Employment Department, CES

Industry Employment Change: Dec 2023 to Dec 2024

Coos County employment gained 330 jobs over the year

- Payroll employment up 1.4% in the past year
- [Detailed December Employment Press Release](#)

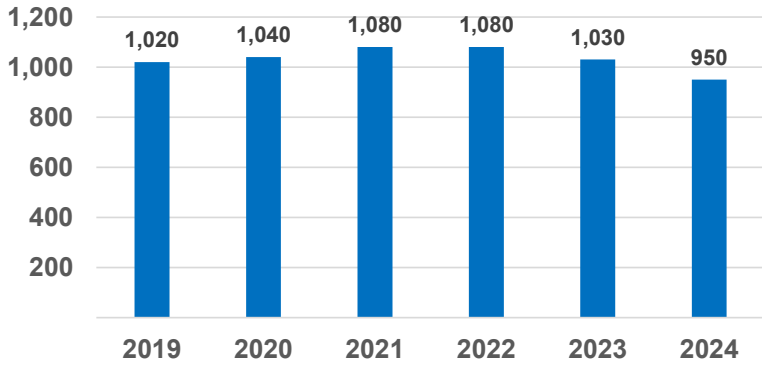
Jeff McAllister — Workforce Analyst for Southern Oregon
Jeff.S.McAllister@employ.oregon.gov
 (541) 414 - 5325

QualityInfo.org: Your source for the latest economic data, highlights, and analysis.

Explore more on Southwestern Oregon's economy here:
[Southwestern Oregon: The Latest Research](#)

Special Topic: Holiday Retail Employment

Curry County Retail Employment December



Source: Oregon Employment Department, CES

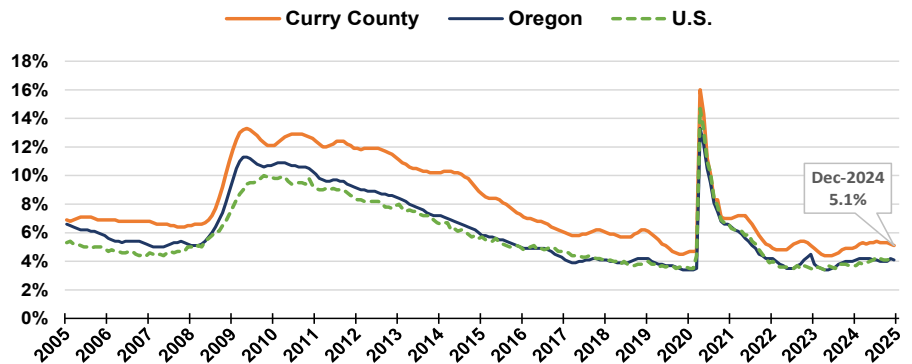
This graph depicts a six year snapshot of retail employment in Curry County during the month of December when retail employment is typically at its highest. This past December retail employment decreased by 80 jobs compared to December 2023, a modest loss. In December 2024 the retail sector accounted for 14.5% of all nonfarm employment in Curry County.

During this time period retail employment ranged from a low of 950 in 2024 to a high of 1,080 in 2021 and 2022. Employment levels now are below what they were during the COVID-19 pandemic. Statewide the sector reached a new high in April 2022 but has since been declining.

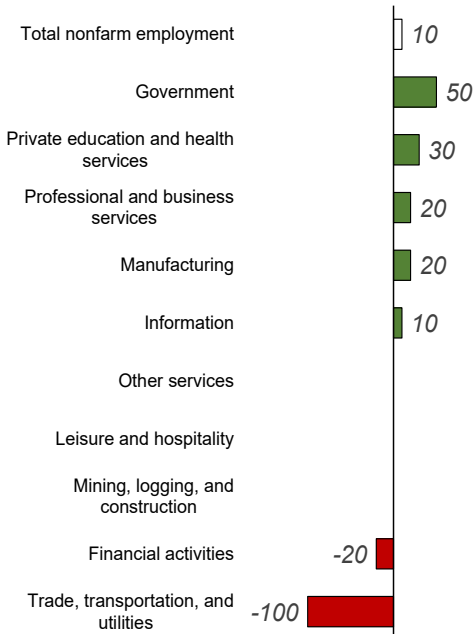
Unemployment Rate at 5.1%

- Seasonally adjusted unemployment rate in December 2023 was 4.9%
- Seasonally adjusted unemployment rate was +/- 0.4% over the year ranging from 5.0% to 5.4%

[More info on unemployment](#)



Source: Oregon Employment Department, LAUS



Source: Oregon Employment Department, CES

Industry Employment Change: Dec 2023 to Dec 2024

Curry County employment gained 10 jobs over the year

- Payroll employment up **0.2%** over the year
- [Detailed December Employment Press Release](#)

Jeff McAllister — Workforce Analyst for Southern Oregon

Jeff.S.McAllister@employ.oregon.gov

(541) 414 - 5325

[QualityInfo.org](#): Your source for the latest economic data, highlights, and analysis.

Explore more on Southwestern Oregon's economy here:

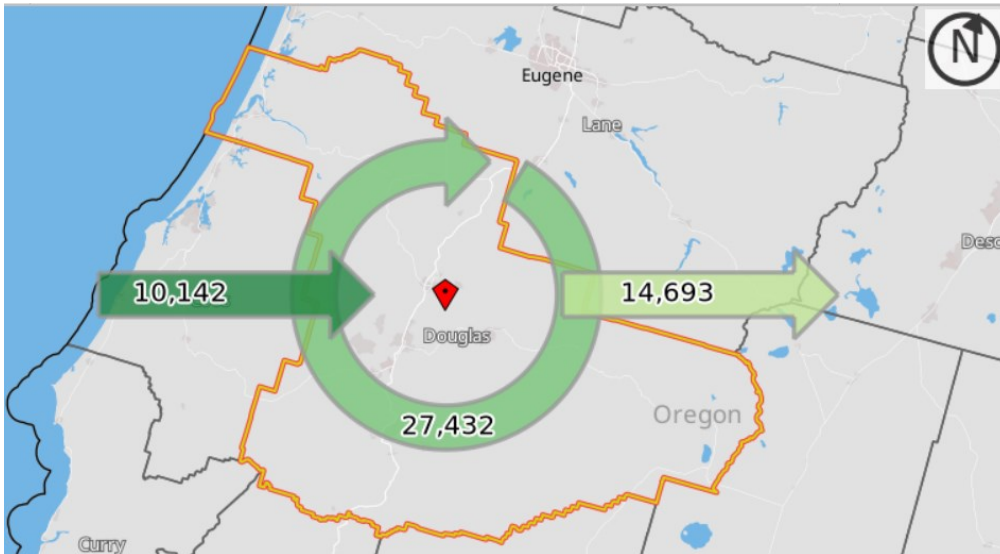
[Southwestern Oregon: The Latest Research](#)

DOUGLAS COUNTY ECONOMIC INDICATORS

January 2025

Graph of the Month: The Census Bureau OnTheMap tool relates household info to employer location to explore worker flows. About 27% of Douglas employees live outside the county, while about 35% of workers living here work outside the county. About 27,000 workers both live and work in Douglas.

Inflow-Outflow Analysis of Workers in Douglas County (2022 data)



Source: U.S. Census Bureau, [OnTheMap Tool](#)

Notable Over-the-Year Employment Changes

December 2023 to December 2024

Government: 180 (+2%) **Professional and Business Services:** -60 (-2%)

Manufacturing: 100 (+2%) **Retail Trade:** -100 (-2%)

All Industries: 290 (+1%)

Employment change from February 2020 (seasonally adjusted):
 -160 (-0%)

Source: [Oregon Employment Department Current Employment Estimates](#)

News and Articles

QualityInfo: [Health Care Dominates List of Fastest Growing Jobs in Southwestern Oregon](#) by Henry Fields

QualityInfo: [Business Ownership by Gender in Oregon](#) by Jeff McAllister

QualityInfo: [A More Inclusive Future: Oregon's Disability Workforce Journey](#) by Madeline Judokusumo

Latest Douglas County Economic Data

Unemployment rate: [5.1%](#)
 (seasonally adjusted)

Change from previous
 year: [+0.3 pct. points](#)

Douglas County Maritime
 Employment in 2023: [367](#)

Business highlights: [new
 openings, closings & hiring
 events](#)

- **Expansion:** Medicine Flower – a distributor of organic, natural essential oils, absolutes, and extracts in Glide – will expand its operations.
- **New Firm:** Oakland Coffee Company will open in Oakland.
- **New Firm:** Garden Buffet, a Chinese restaurant, opened in Roseburg.

[QualityInfo.org](#): your source
 for the latest economic data,
 highlights and analysis

Manage your subscriptions to
 this newsletter and other data
 releases on our [subscription
 page](#).