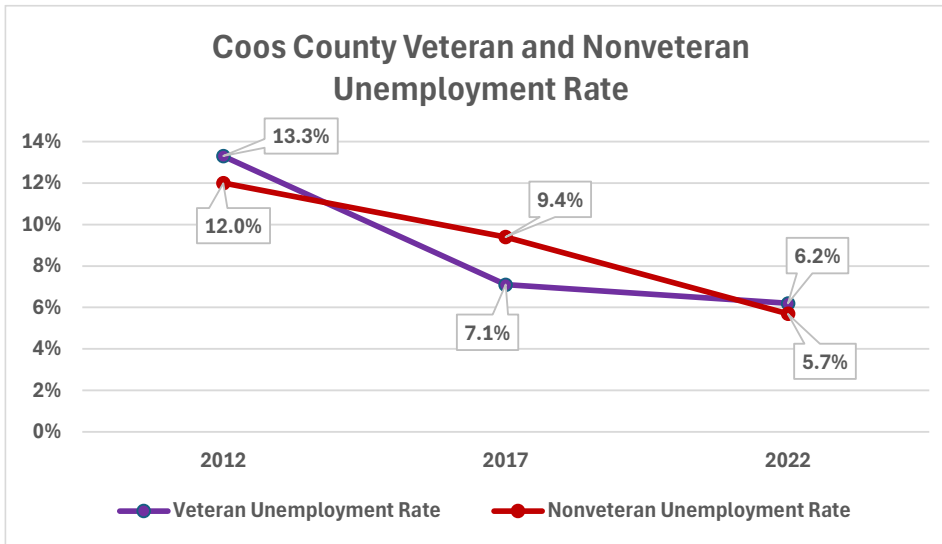


Special Topic: Veteran and Nonveteran Unemployment



The veteran unemployment rate in Coos County has been decreasing since 2012. Veteran unemployment was at a high in 2012 at 13.3%. Over a 10-year period unemployment has decreased by 7.1 percentage points to 6.2% in 2022.

In 2017 the nonveteran population experienced higher levels of unemployment relative to veterans. Nonveteran unemployment decreased by 6.3 percentage points from a high of 12% in 2012 to a low of 5.7% in 2022.

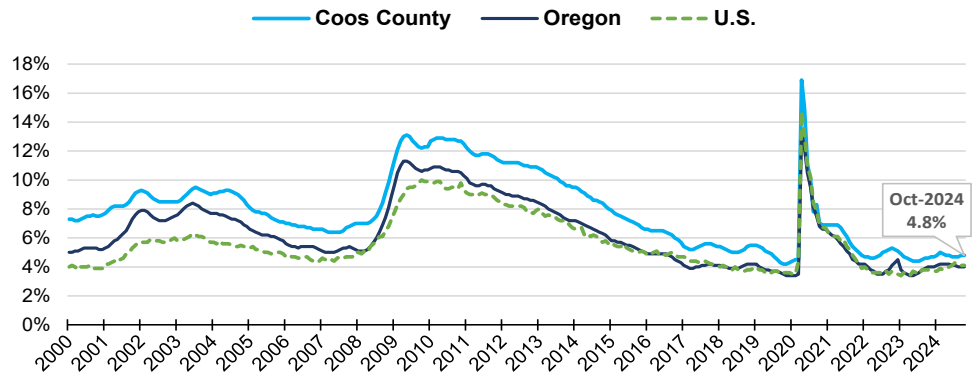
The differences between these rates was not statistically significant in any of the years highlighted.

Source: U.S. Census ACS 5-Year S2101 Tables

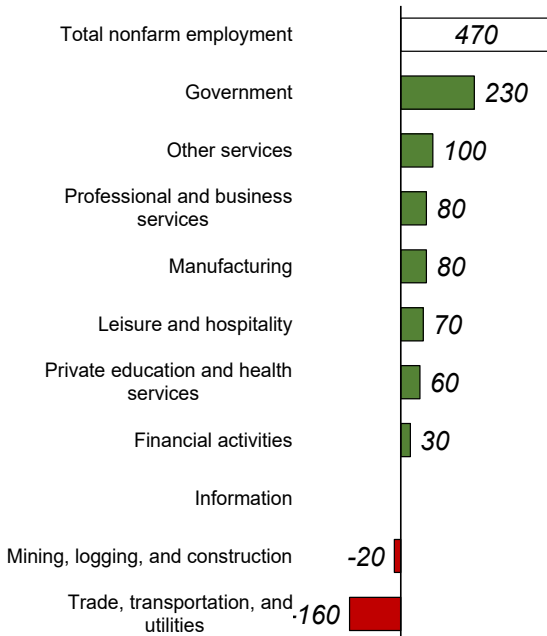
Unemployment Rate at 4.8%

- Unemployment rate October 2023 was 4.6%
- Seasonally adjusted unemployment rate stable the past two months

[More info on unemployment](#)



Source: Oregon Employment Department, LAUS



Source: Oregon Employment Department, CES

Industry Employment Change: Oct 2023 to Oct 2024

Coos County employment increased by 470 jobs over the year

- Employment up 2% in the past year
- [Detailed October Employment Press Release](#)

Jeff McAllister — Workforce Analyst for Southern Oregon

Jeff.S.McAllister@employ.oregon.gov

(541) 414 - 5325

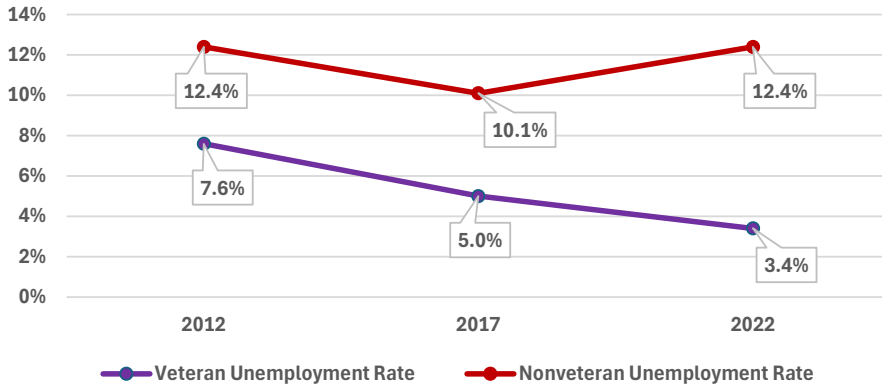
QualityInfo.org: Your source for the latest economic data, highlights, and analysis.

Explore more on Southwestern Oregon's economy here:

[Southwestern Oregon: The Latest Research](#)

Special Topic: Veteran and Nonveteran Unemployment

Curry County Veteran and Nonveteran Unemployment Rate



Source: U.S. Census ACS 5-Year S2101 Tables

The veteran unemployment rate in Curry County has been decreasing since 2012. Veteran unemployment was at a high in 2012 at 7.6%. Over a 10-year period unemployment has decreased by 4.2 percentage points to 3.4% in 2022.

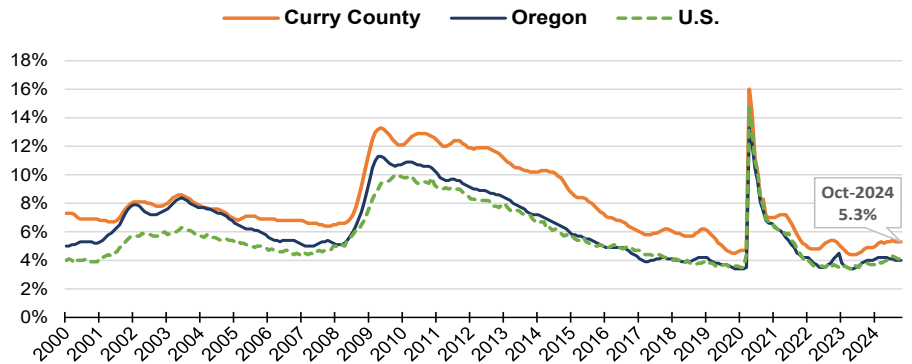
Nonveteran employment has been consistently higher than for veterans. Nonveteran unemployment decreased by 2.3 percentage points from 2012 to 2017, then rebounded to the same level seen in 2012 by 2022.

The differences between these rates was not statistically significant in any of the years highlighted.

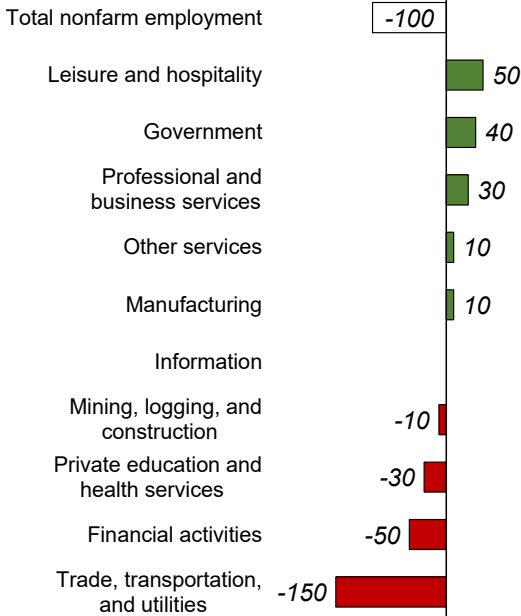
Unemployment Rate at 5.3%

- Seasonally adjusted unemployment rate in October 2023 was 4.9%
- Seasonally adjusted unemployment rate stable the past three months

[More info on unemployment](#)



Source: Oregon Employment Department, LAUS



Industry Employment Change: Oct 2023 to Oct 2024

*Curry County employment declined by **100 jobs** over the year*

- Employment down **1.5%** in the past year
- [Detailed October Employment Press Release](#)

Jeff McAllister — Workforce Analyst for Southern Oregon

Jeff.S.McAllister@employ.oregon.gov

(541) 414 - 5325

[QualityInfo.org](#): Your source for the latest economic data, highlights, and analysis.

Explore more on Southwestern Oregon's economy here:

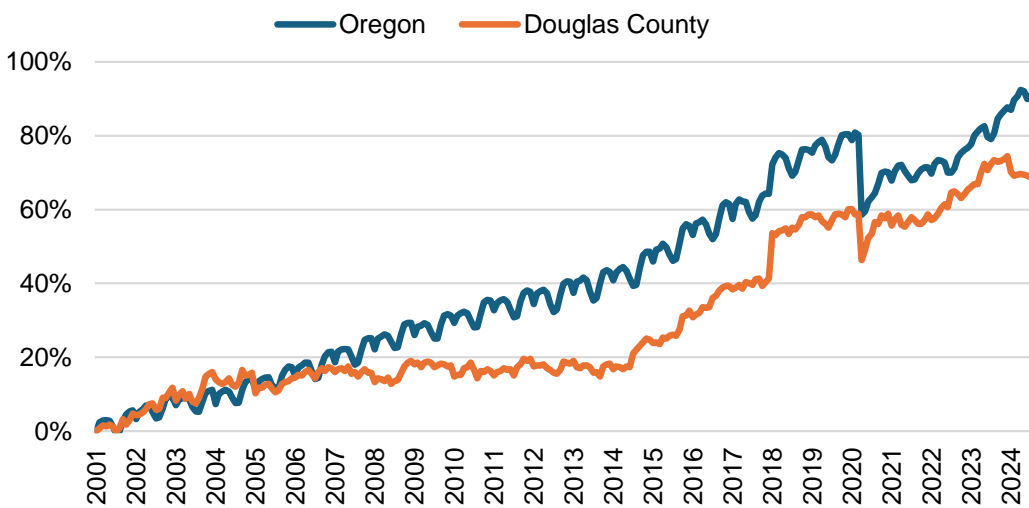
[Southwestern Oregon: The Latest Research](#)

DOUGLAS COUNTY ECONOMIC INDICATORS

November 2024

Graph of the Month: Health care has been a steadily growing sector of employment across Oregon for several decades. The 2008 recession, devastating in other sectors, saw Douglas industry growth slow, but not decline. 2020 saw greater job loss, though employment is now above its historic peak.

Private Education and Health Care Employment



Source: Oregon Employment Department, Current Employment Statistics

Notable Over-the-Year Employment Changes

October 2023 to October 2024

Government: 200 (+3%)

Leisure and Hospitality: -80 (-2%)

Manufacturing: 120 (+3%)

Retail Trade: -90 (-2%)

All Industries: 140 (+0%)

Employment change from February 2020 (seasonally adjusted):
 -150 (-0%)

Source: [Oregon Employment Department Current Employment Estimates](#)

News and Articles

QualityInfo: [Employment Among Oregon's Veterans](#) by Luke Coury

QualityInfo: [Oregon's Hazelnut Harvest](#) by Pat O'Connor

QualityInfo: [Jobs in Oregon Correctional Institutions](#) by Nicole Ramos

Latest Douglas County Economic Data

Unemployment rate: [5.0%](#)
 (seasonally adjusted)

Change from previous year: [+0.2 pct. points](#)

Civilian Labor Force (seasonally adjusted):
[47,720](#)

Business highlights: [new openings, closings & hiring events](#)

- **Expansion:** Construction is expected to begin in June 2025 on the new building that will house the Southern Oregon Medical Workforce Center at Umpqua Community College in Roseburg.
- **New Firm:** Delightful Kitchen, a Chinese and Thai restaurant, opened in Roseburg.

[QualityInfo.org](#): your source for the latest economic data, highlights and analysis

Manage your subscriptions to this newsletter and other data releases on our [subscription page](#).