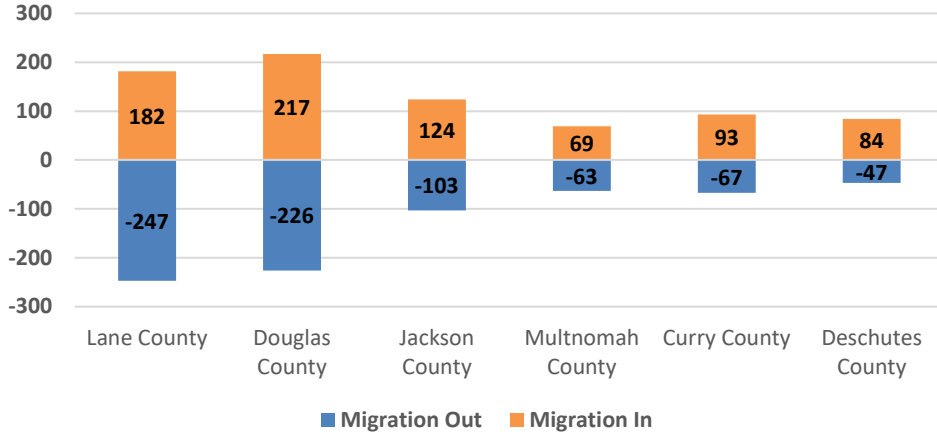


Special Topic: County Migration 2021-2022

Coos County Migration



This is a snapshot of the top counties for migration in and out of Coos County based on Internal Revenue Service data. Coos experienced a net population gain from Jackson, Multnomah, and Curry counties. A higher proportion of individuals moved out than in to Lane and Douglas counties.

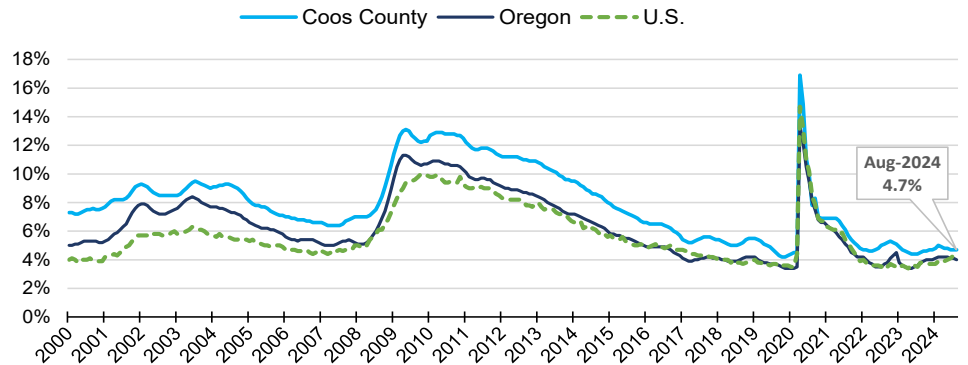
In terms of total migration, Lane County accounts for about 7-9% individuals moving in or out of Coos County. Douglas County represented 8% of total migration out and 7% of migration in. Jackson County contributed 4% to migration in; Curry and Deschutes counties, 3% each.

Source: Oregon Employment Department and Internal Revenue Service

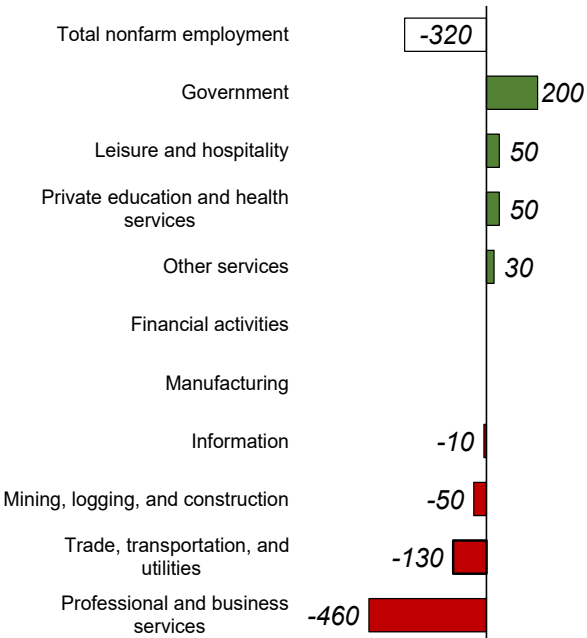
Unemployment Rate at 4.7%

- Unemployment rate August 2023 was 4.5%
- Seasonally adjusted unemployment rate has been relatively static since early 2024

[More info on unemployment](#)



Source: Oregon Employment Department, LAUS



Industry Employment Change: Aug 2023 to Aug 2024

Coos County employment declined by 320 jobs over the year

- Employment down **1.4%** in the past year
- [Detailed August Employment Press Release](#)

Jeff McAllister — Workforce Analyst for Southern Oregon

Jeff.S.McAllister@employ.oregon.gov

(541) 414 - 5325

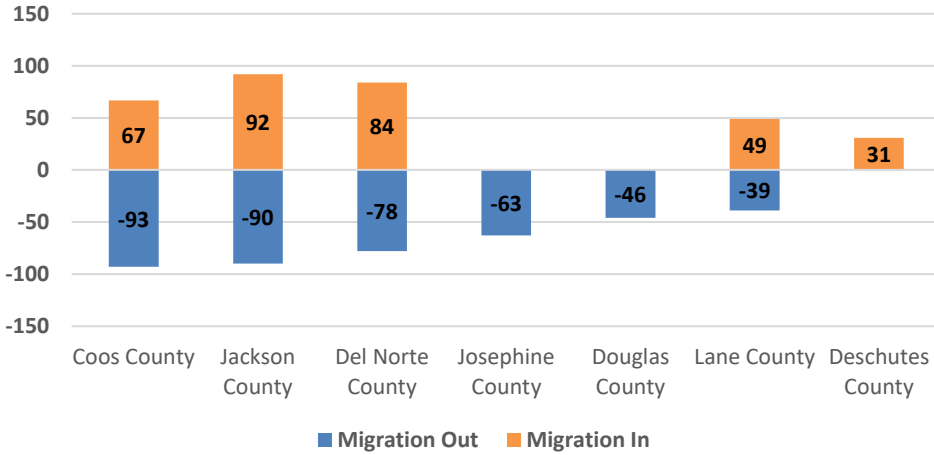
QualityInfo.org: Your source for the latest economic data, highlights, and analysis.

Explore more on Southwestern Oregon's economy here:

[Southwestern Oregon: The Latest Research](#)

Special Topic: County Migration 2021-2022

Curry County Migration



This is a snapshot of the top counties for migration in and out of Curry County based on Internal Revenue Service data. Curry experienced a net population gain from Jackson and Lane counties in Oregon and Del Norte County, California. A higher proportion of individuals moved out than in to Coos and Josephine counties.

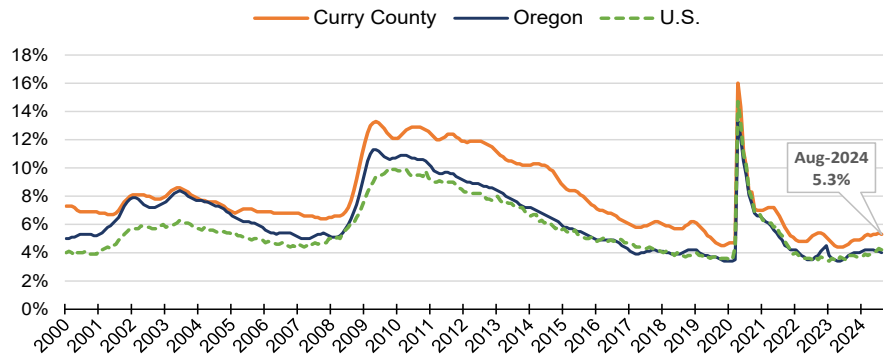
In terms of total migration, Jackson County accounts for about 6-7% individuals moving in or out of Curry County. Del Norte County represented 6% of total migration out and 6% of migration in. Coos County contributed 5% to migration in; Lane and Deschutes counties, 3% and 2% respectively.

Source: Oregon Employment Department and Internal Revenue Service

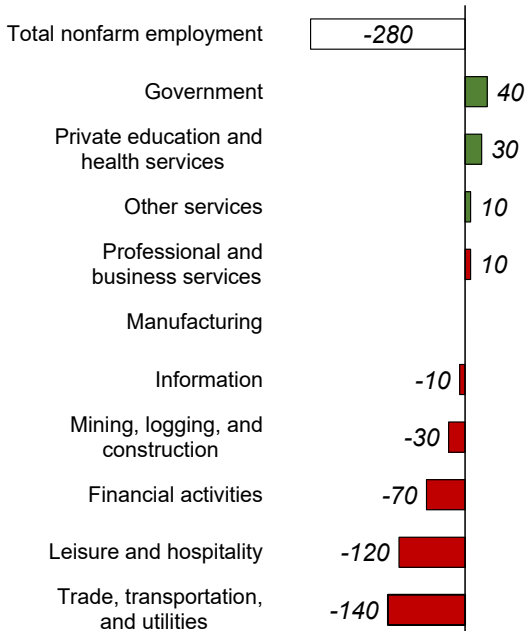
Unemployment Rate at 5.3%

- Seasonally adjusted unemployment rate in August 2023 was 4.6%
- Seasonally adjusted unemployment rate has been relatively static since early 2024

[More info on unemployment](#)



Source: Oregon Employment Department, LAUS



Industry Employment Change: Aug 2023 to Aug 2024

Curry County employment declined by **280 jobs** over the year

- Employment down **4.0%** in the past year
- [Detailed August Employment Press Release](#)

Jeff McAllister — Workforce Analyst for Southern Oregon

Jeff.S.McAllister@employ.oregon.gov

(541) 414 - 5325

[QualityInfo.org](#): Your source for the latest economic data, highlights, and analysis.

Explore more on Southwestern Oregon's economy here:

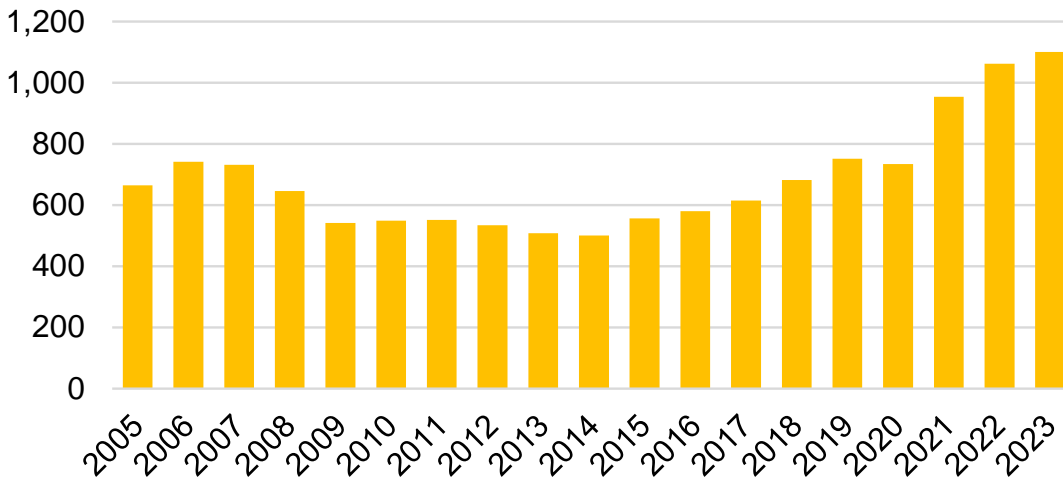
[Southwestern Oregon: The Latest Research](#)

DOUGLAS COUNTY ECONOMIC INDICATORS

September 2024

Graph of the Month: Business startup rates unexpectedly rose in the period after the 2020 COVID pandemic, after decades of low business formation rates relative to population. According to the U.S. Census Bureau's Business Formation Statistics, Douglas County had over 1,100 new business applications in 2023, an increase of 66% over the level in 2005.

Douglas County New Business Applications



Source: U.S. Census Bureau, Business Formation Statistics

Notable Over-the-Year Employment Changes

August 2023 to August 2024

| | |
|---------------------------------|---|
| Government: 130 (+2%) | Professional and Business Services: -140 (-4%) |
| Construction: -70 (-4%) | Education and Health Services: -170 (-3%) |
| All Industries: -90 (0%) | |

Employment change from February 2020 (seasonally adjusted):
 -500 (-1%)

Source: [Oregon Employment Department Current Employment Estimates](#)

News and Articles

QualityInfo: [Sweat and Sunshine, A Farmer's Recipe – 2022 Census of Agriculture for Oregon](#) by Jeff McAllister

QualityInfo: [Oregon's Green Jobs](#) by Luke Coury

Oregon Office of Economic Analysis Blog: [Oregon Progress and Poverty, 2023 Edition](#)

Latest Douglas County Economic Data

Unemployment rate: [5.0%](#)
 (seasonally adjusted)

Change from previous year: [+0.4 pct. points](#)

Percentage of Oregon firms with fewer than 50 employees: [96%](#)

Percentage of Oregon jobs that are in construction, last 60 months: [6%](#)

Business highlights: [new openings, closings & hiring events](#)

- **New Firm:** Stillwagon Distillery opened in Reedsport.
- **New Firm:** Servpro, a restoration service, opened in Roseburg.
- **New Firm:** Thoroughbred Express, a car wash, will open in Roseburg.
- **New Firm:** Bonfire Bar and Grill opened in Glendale.

[QualityInfo.org](#): your source for the latest economic data, highlights and analysis



Manage your subscriptions to this newsletter and other data releases on our [subscription page](#).