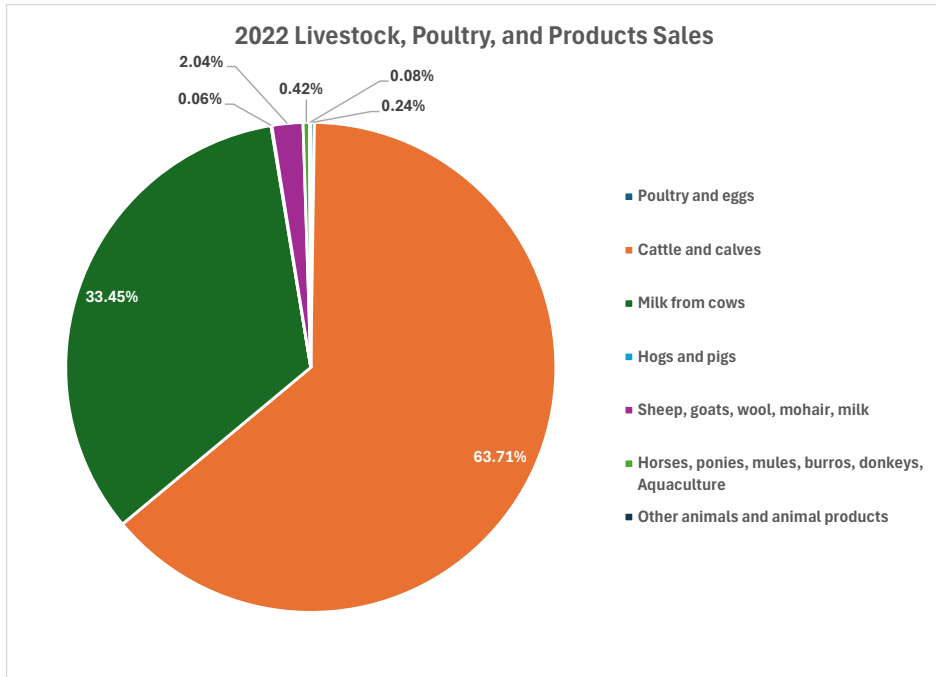


**Special Topic: 2022 Census of Agriculture Sales**



Coos County sold nearly \$67 million in agricultural products in 2022. Livestock, poultry, and product sales accounted for 73% of all agricultural sales in the county, generating nearly \$49 million.

Cattle and calves made up nearly 64% of all livestock sales with \$31 million. Milk from cows was the second highest grossing segment bringing in \$16 million, or 33%. These two categories combined for over 97% of livestock sales.

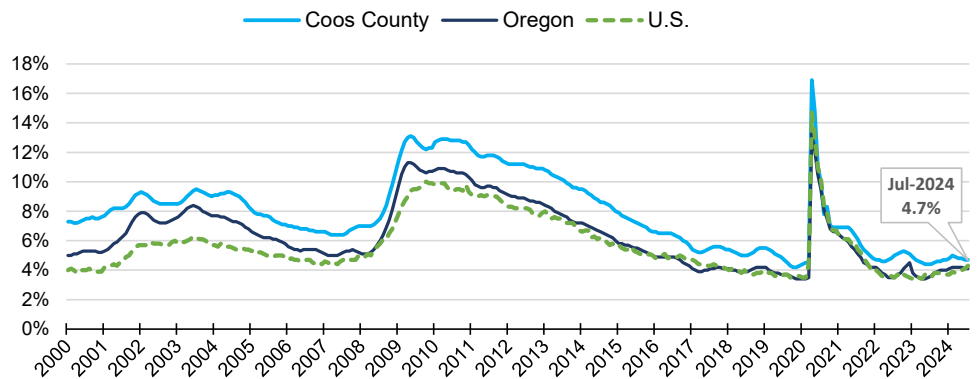
Of particular interest Coos County was 8th out of all counties in the state for sales of sheep, goats, wool, mohair, and milk. This placed the county in the top 7% of counties nationwide. While ranking 7th in the state for milk from cows sales, Coos was found in the second quintile nationally.

Source: 2022 Census of Agriculture

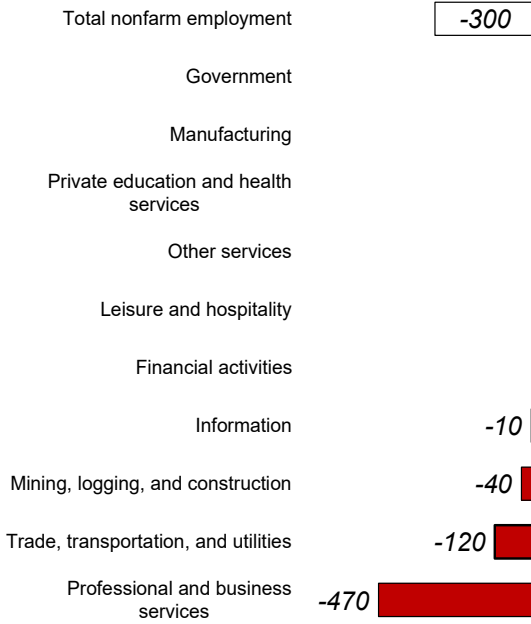
**Unemployment Rate at 4.7%**

- Unemployment rate July 2023 was 4.4%
- Seasonally adjusted unemployment rate has been relatively static since early 2024

[More info on unemployment](#)



Source: Oregon Employment Department, LAUS



**Industry Employment Change: July 2023 to July 2024**

Coos County employment declined by 300 jobs over the year

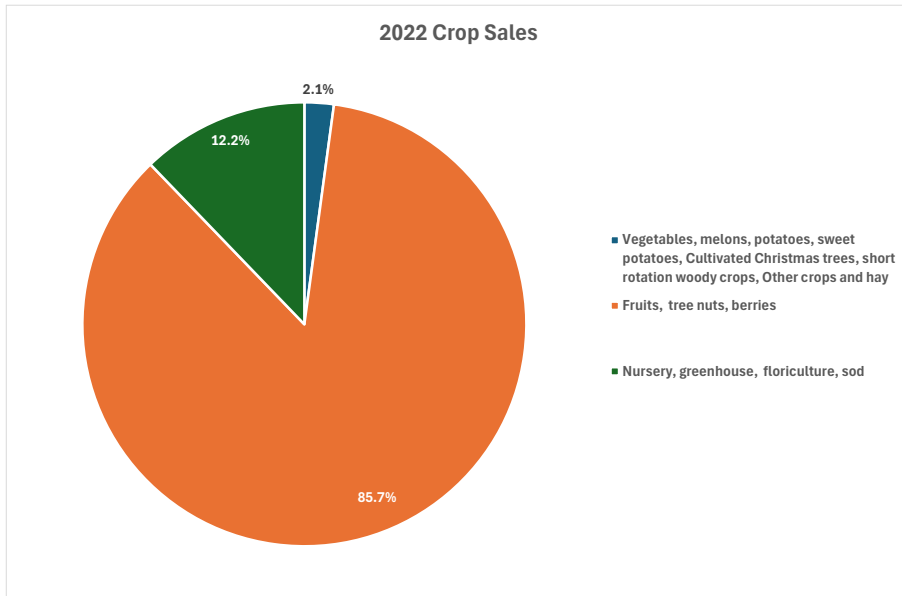
[Detailed July Employment Press Release](#)

**Jeff McAllister — Workforce Analyst for Southern Oregon**  
[Jeff.S.McAllister@employ.oregon.gov](mailto:Jeff.S.McAllister@employ.oregon.gov)  
 (541) 414 - 5325

[QualityInfo.org](http://QualityInfo.org): Your source for the latest economic data, highlights, and analysis.

Explore more on Southwestern Oregon's economy here:  
[Southwestern Oregon: The Latest Research](#)

**Special Topic: 2022 Census of Agriculture Sales**



Curry County sold nearly \$20 million in agricultural products in 2022. Crop sales accounted for 63% of all agricultural sales in the county, generating \$12 million.

Fruits, tree nuts, and berries made up 85% of all crop sales with \$11 million. Nursery, greenhouse, floriculture, and sod was the second highest grossing segment bringing in \$1.5 million, or 12%. These two categories combined for over 97% of crop sales.

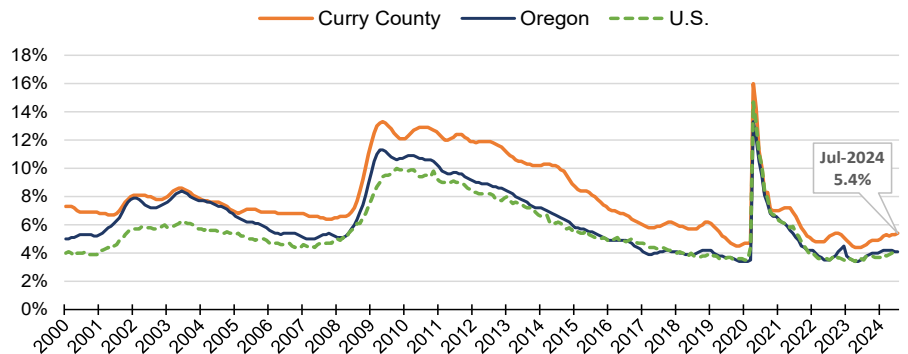
Of particular interest Curry County was 4th out of 36 counties for sales of sheep, goats, wool, mohair, and milk. This placed the county in the top 4% of counties nationwide. While ranking 16th in the state for fruits, tree nuts, and berries sales, Coos was found in the top 6% nationally.

Source: Source: 2022 Census of Agriculture

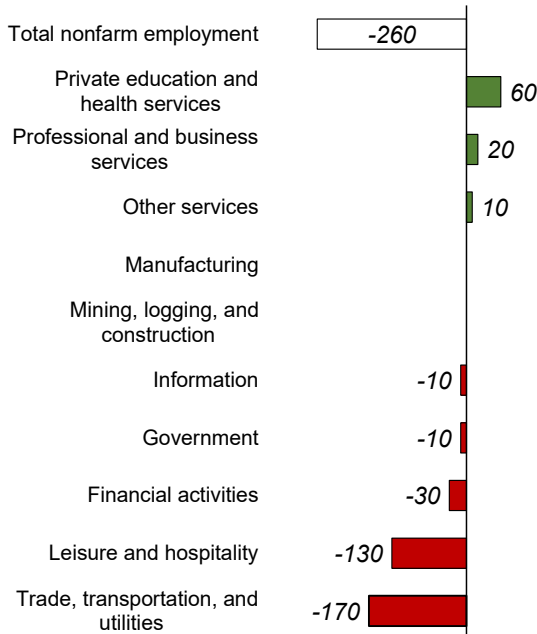
**Unemployment Rate at 5.4%**

- Seasonally adjusted unemployment rate in July 2023 was 4.5%
- Seasonally adjusted unemployment rate has been relatively static since early 2024

[More info on unemployment](#)



Source: Oregon Employment Department, LAUS



**Industry Employment Change: July 2023 to July 2024**

Curry County employment declined by 260 jobs over the year

[Detailed July Employment Press Release](#)

**Jeff McAllister — Workforce Analyst for Southern Oregon**

[Jeff.S.McAllister@employ.oregon.gov](mailto:Jeff.S.McAllister@employ.oregon.gov)

(541) 414 - 5325

[QualityInfo.org](#): Your source for the latest economic data, highlights, and analysis.

Explore more on Southwestern Oregon's economy here:

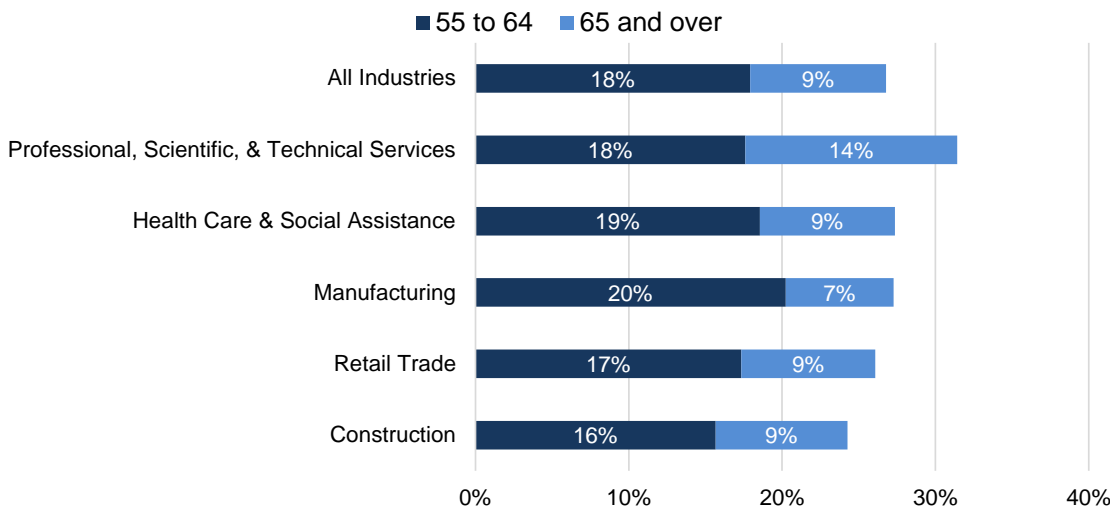
[Southwestern Oregon: The Latest Research](#)

# DOUGLAS COUNTY ECONOMIC INDICATORS

July 2024

**Graph of the Month:** [OED's newest report](#) examines demographic changes in the labor force, including slowing migration and an aging population. In most industries, Douglas has a slightly older workforce than the state. Statewide about 24% of workers are older than 55, with 8% older than 65.

Douglas County Workforce by age, Q3 2023



Source: U.S. Census Bureau, Quarterly Workforce Indicators

## Notable Over-the-Year Employment Changes

June 2023 to June 2024

**Construction:** 80 (+4%)

**Manufacturing:** -60 (-1%)

**Private Education and Health Services:** 80 (+1%)

**Professional and Business Services:** -150 (-5%)

**All Industries:** -70 (0%)

**Employment change from February 2020 (seasonally adjusted):**  
 -610 (-2%)

Source: [Oregon Employment Department Current Employment Estimates](#)

## News and Articles

QualityInfo: [Oregon's Commercial Fishing in 2023](#) by Shaun Barrick

New Report on QualityInfo: [Oregon's Labor Force - What Slower Population Growth and Increasing Retirements Mean for the Workforce](#)

Oregon Office of Economic Analysis Blog: [Oregon Economic and Revenue Forecast, June 2024](#)

### Latest Douglas County Economic Data

Unemployment rate: [5.0%](#)  
 (seasonally adjusted)

Change from previous year: [+0.5 pct. points](#)

Species providing the largest amount of annual average fishing employment in Oregon:

[Dungeness Crab](#)

Business highlights: [new openings, closings & hiring events](#)

- **New Firm:** The Green Heron, an all-ages performing arts space, will open in Roseburg.
- **New Firm:** Eduardo's Taco Shop opened in Green.
- **New Firm:** The Farmstand, a produce stand that offers coffee and baked goods, opened in Roseburg.

[QualityInfo.org](#): your source for the latest economic data, highlights and analysis



Manage your subscriptions to this newsletter and other data releases on our [subscription page](#).