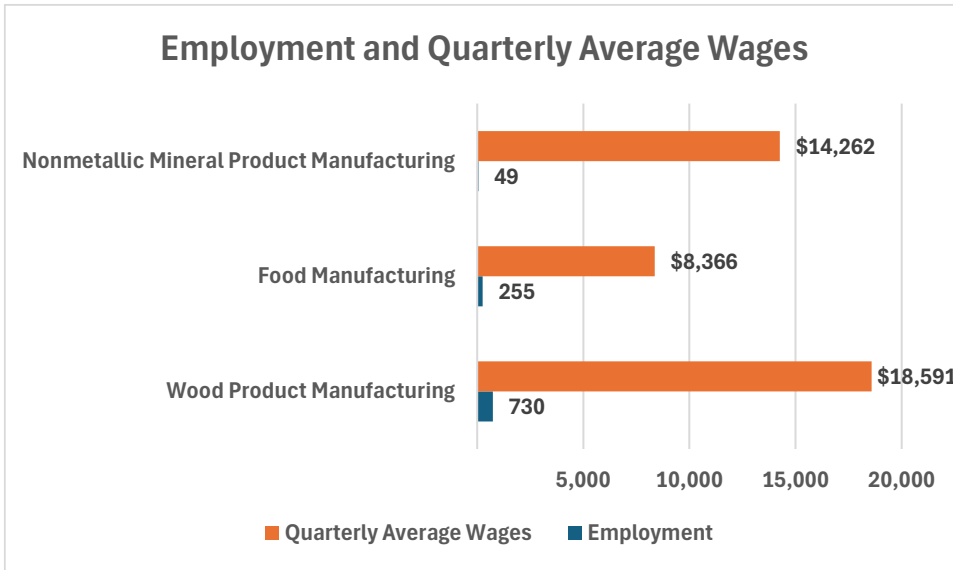


Special Topic: Q1 Manufacturing Subsector Snapshot

Employment and Quarterly Average Wages



Across Oregon wood product manufacturing is a large employer within the manufacturing sector. This past quarter the subsector employed 730 workers and paid an average quarterly wage of \$18,591. This subsector alone accounts for approximately 50.1% of the manufacturing workforce.

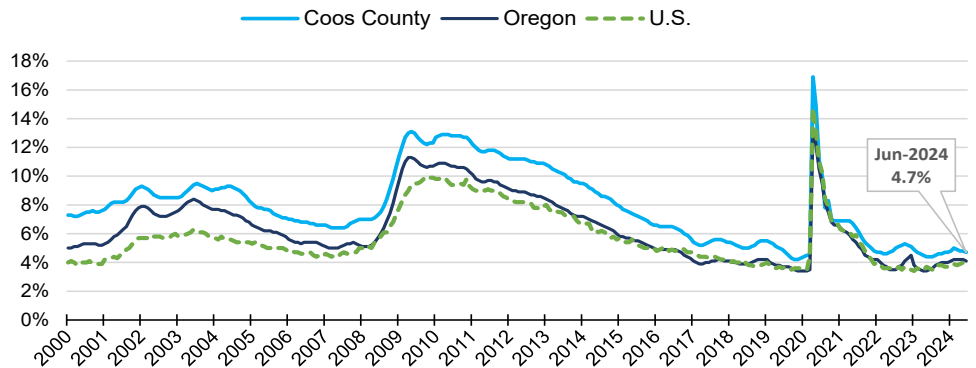
Food manufacturing and nonmetallic mineral product manufacturing are two other large employers in the sector. These two subsectors represented another 20.9% of the manufacturing workforce.

The manufacturing sector overall comprised about 8.5% of the workforce in all privately owned companies in Coos county.

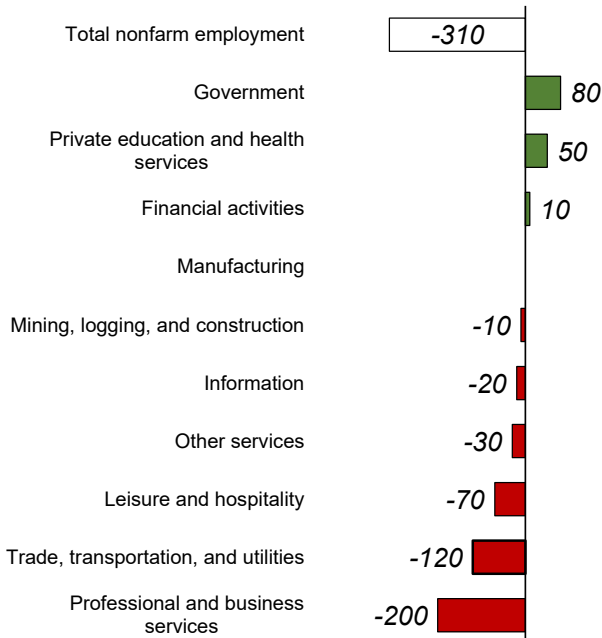
Source: Oregon Employment Department, QCEW

Unemployment Rate at 4.7%

- Unemployment rate June 2023 was 4.4%
- Seasonally adjusted unemployment rate has been relatively static since early 2024



Source: Oregon Employment Department, LAUS



Industry Employment Change: June 2023 to June 2024

Coos County employment declined by **310 jobs** over the year

[Detailed June Employment Press Release](#)

Jeff McAllister — Workforce Analyst for Southern Oregon

Jeff.S.McAllister@employ.oregon.gov

(541) 414 - 5325

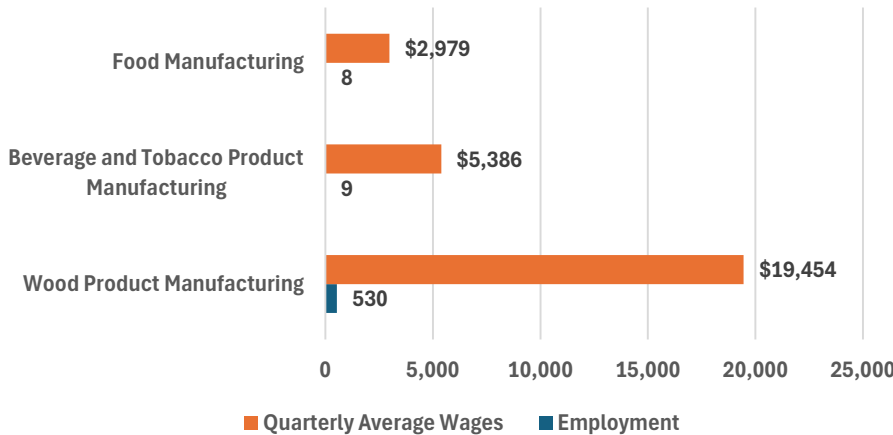
[QualityInfo.org](#): Your source for the latest economic data, highlights, and analysis.

Explore more on Southwestern Oregon's economy here:

[Southwestern Oregon: The Latest Research](#)

Special Topic: Q1 Manufacturing Subsector Snapshot

Employment and Quarterly Average Wages



Across Oregon wood product manufacturing is a large employer within the manufacturing sector. This past quarter the subsector employed 530 workers and paid an average quarterly wage of \$19,454. This subsector alone accounts for approximately 82% of the manufacturing workforce.

Beverage and tobacco product manufacturing and food manufacturing are two other large employers in the sector. These two subsectors represented another 2.6% of the manufacturing workforce.

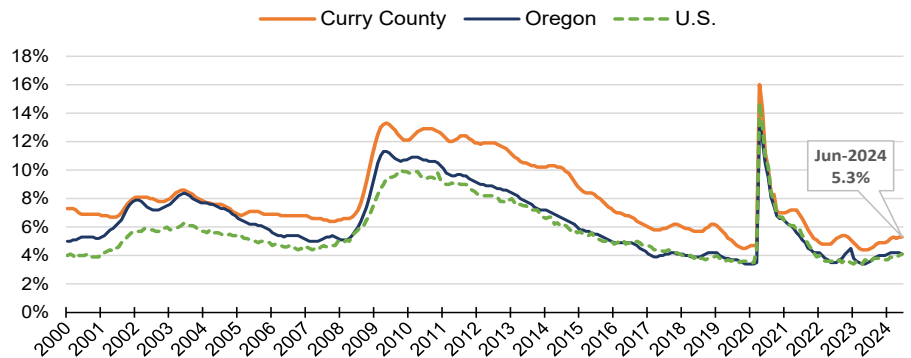
The manufacturing sector overall comprised about 12.5% of the workforce in all privately owned companies in Coos county.

Source: Oregon Employment Department, QCEW

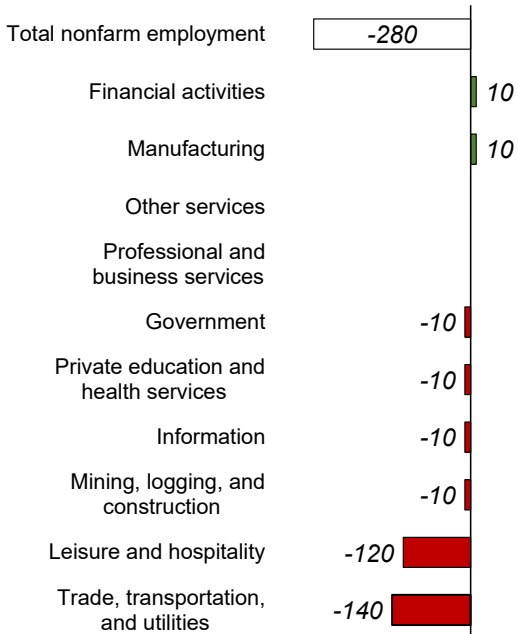
Unemployment Rate at 5.3%

- Seasonally adjusted unemployment rate in June 2023 was 4.4%

[More info on unemployment](#)



Source: Oregon Employment Department, LAUS



Industry Employment Change: June 2023 to June 2024

*Curry County employment declined by **280 jobs** over the year*

[Detailed June Employment Press Release](#)

Jeff McAllister — Workforce Analyst for Southern Oregon

Jeff.S.McAllister@employ.oregon.gov

(541) 414 - 5325

[QualityInfo.org](#): Your source for the latest economic data, highlights, and analysis.

Explore more on Southwestern Oregon's economy here:

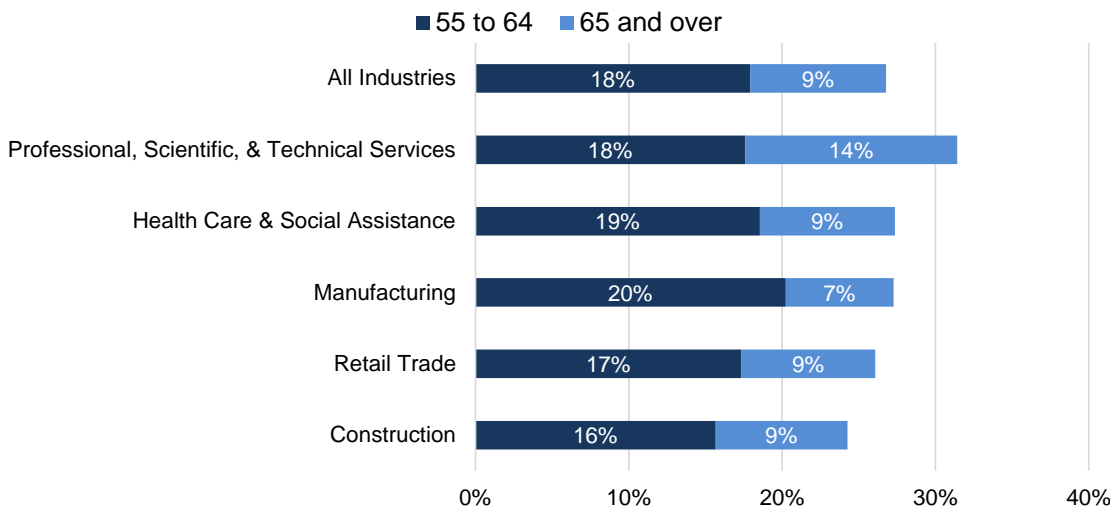
[Southwestern Oregon: The Latest Research](#)

DOUGLAS COUNTY ECONOMIC INDICATORS

July 2024

Graph of the Month: [OED's newest report](#) examines demographic changes in the labor force, including slowing migration and an aging population. In most industries, Douglas has a slightly older workforce than the state. Statewide about 24% of workers are older than 55, with 8% older than 65.

Douglas County Workforce by age, Q3 2023



Source: U.S. Census Bureau, Quarterly Workforce Indicators

Notable Over-the-Year Employment Changes

June 2023 to June 2024

Construction: 80 (+4%)

Manufacturing: -60 (-1%)

Private Education and Health Services: 80 (+1%)

Professional and Business Services: -150 (-5%)

All Industries: -70 (0%)

Employment change from February 2020 (seasonally adjusted):
 -610 (-2%)

Source: [Oregon Employment Department Current Employment Estimates](#)

News and Articles

QualityInfo: [Oregon's Commercial Fishing in 2023](#) by Shaun Barrick

New Report on QualityInfo: [Oregon's Labor Force - What Slower Population Growth and Increasing Retirements Mean for the Workforce](#)

Oregon Office of Economic Analysis Blog: [Oregon Economic and Revenue Forecast, June 2024](#)

Latest Douglas County Economic Data

Unemployment rate: [5.0%](#)
 (seasonally adjusted)

Change from previous
 year: [+0.5 pct. points](#)

Species providing the
 largest amount of annual
 average fishing
 employment in Oregon:

[Dungeness Crab](#)

Business highlights: [new
 openings, closings & hiring
 events](#)

- **New Firm:** The Green Heron, an all-ages performing arts space, will open in Roseburg.
- **New Firm:** Eduardo's Taco Shop opened in Green.
- **New Firm:** The Farmstand, a produce stand that offers coffee and baked goods, opened in Roseburg.

[QualityInfo.org](#): your source for the latest economic data, highlights and analysis



Manage your subscriptions to this newsletter and other data releases on our [subscription page](#).