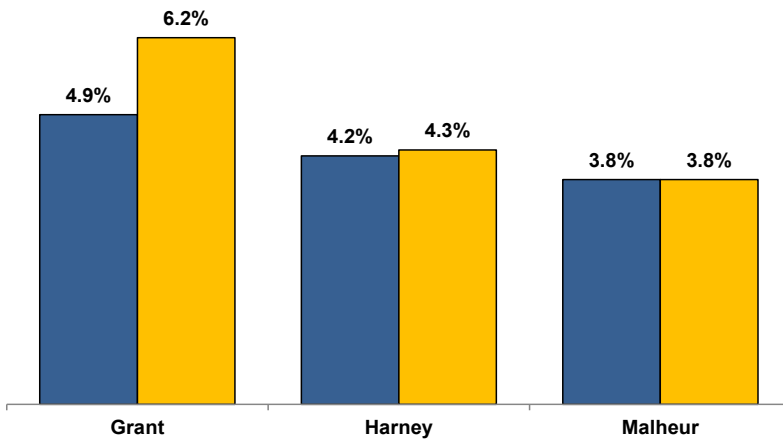


Unemployment Rates (Seasonally Adjusted)

■ January 2024 ■ January 2025



Unemployment Rate News

Malheur County's seasonally adjusted unemployment rate for January 2025 was 3.8%, while Harney County came in at 4.3% and Grant County at 6.2%. Malheur and Harney counties' rates were below Oregon's statewide rate of 4.4%. Malheur's rate was also below the national rate of 4.0%.

Malheur County's January 2025 rate held steady with its January 2024 rate while Grant and Harney counties' rates were up over the year.

Harney and Malheur counties' January 2025 rates tied for their second lowest January rates since comparable statistics began in 1990. Grant County's was its fourth lowest January rate.

Nonfarm Employment Change

January 2024 to January 2025

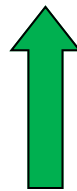
Grant County lost an estimated 110 jobs over the year. The private sector decreased by 50 jobs. Manufacturing, and leisure and hospitality led losses. Other services led gains. The public sector dropped 60 jobs with losses in local government and federal government overcoming a gain in state government.

Harney County employment increased by an estimated 40 jobs over the year. The private sector saw a net change of zero jobs. Private education and health services led gains. Losses were led by leisure and hospitality, and retail trade. The public sector added 40 jobs with a gain in local government overcoming a loss in federal government while state government went unchanged.

Malheur County employment increased by an estimated 120 jobs over the year. The private sector added 50 jobs led by gains in manufacturing and retail trade. Losses were led by leisure and hospitality, and mining, logging, and construction. The public sector increased by 70 jobs with a gain in local government while federal government and state government went unchanged.

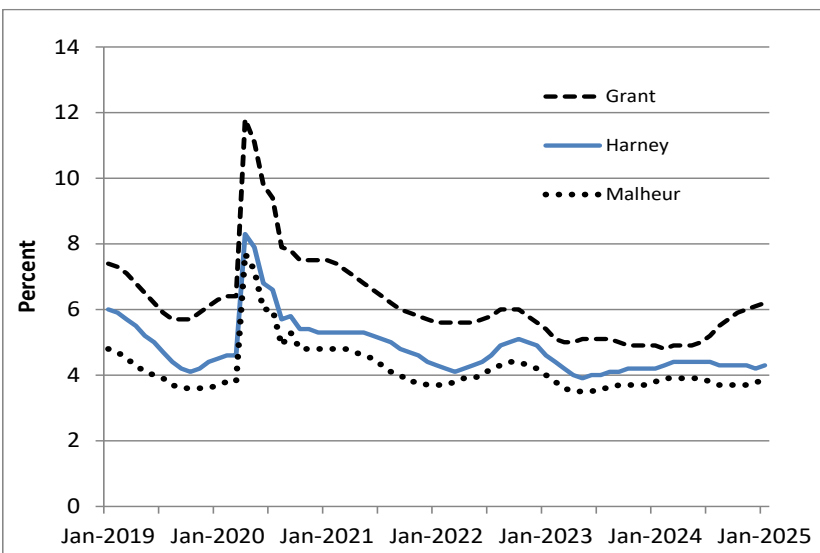
Notable Industry Gains and Losses

Over-the-Year Employment Change from January 2024



<u>Grant</u>	<u>Harney</u>	<u>Malheur</u>
Other Services (+20)	Local Government (+50)	Manufacturing (+110)
Wholesale Trade (+10)	Private Education/Health Services (+20)	Local Government (+70)
Financial Activities (+10)	Goods-producing (+10)	Retail Trade (+60)
Professional/Business Services (+10)	Wholesale Trade (+10)	Private Education/Health Services (+20)
State Government (+10)	Financial Activities (+10)	Information (+10)
<hr/>		
Manufacturing (-60)	Leisure/Hospitality (-20)	Leisure/Hospitality (-50)
Local Government (-40)	Retail Trade (-20)	Mining/Logging/Construction (-40)
Federal Government (-30)	Professional/Business Services (-10)	Professional/Business Services (-20)
Leisure/Hospitality (-20)		

Unemployment rates rising but remain comparatively low



Want to learn more about the Oregon economy?

Follow us on X at: x.com/OED_Research

Visit our web site at: QualityInfo.org

Visit our subscription service at: qualityinfo.org/subscribe

For more economic or labor market data about Grant, Harney or Malheur counties, contact:

Tony Wendel, Regional Economist/Workforce Analyst

Cell: 541-667-7027

E-mail: Tony.A.Wendel@employ.oregon.gov

Want to be added to the monthly distribution list?

E-mail me at: Tony.A.Wendel@employ.oregon.gov