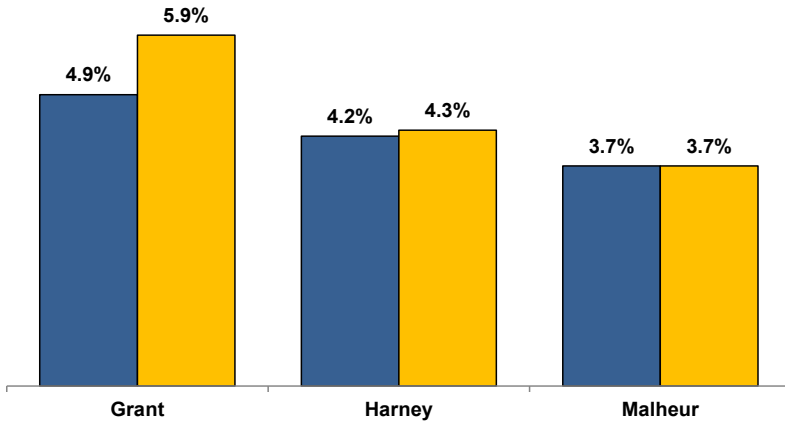


Unemployment Rates (Seasonally Adjusted)

■ October 2023 ■ October 2024



Unemployment Rate News

Malheur County's seasonally adjusted unemployment rate for October 2024 was 3.7%, while Harney County came in at 4.3% and Grant County at 5.9%. Malheur County's rate was below Oregon's statewide rate of 4.0% and the national rate of 4.1%.

Malheur County's rate tied for sixth lowest among Oregon's 36 counties for the month while Harney County's ranked 20th and Grant County's ranked 36th.

Malheur County's October 2024 rate held steady with its October 2023 rate while Grant and Harney counties' rates were up over the year.

Malheur County's October 2024 rate for its second lowest October rate, behind only October 2019, since comparable statistics began in 1990. The only lower October rates for Grant and Harney counties came in 2019 and 2023.

Nonfarm Employment Change

October 2023 to October 2024

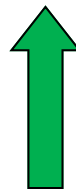
Grant County lost an estimated 100 jobs over the year. The private sector decreased by 40 jobs. Manufacturing led losses. Gains were confined to financial activities and other services. The public sector dropped 60 jobs with losses in local government, state government, and federal government.

Harney County employment increased by an estimated 50 jobs over the year. The private sector saw a net change of zero jobs. Losses were led by retail trade while other services led gains. The public sector added 50 jobs with gains in local government and state government while local government went unchanged.

Malheur County employment increased by an estimated 180 jobs over the year. The private sector added 220 jobs led by gains in manufacturing and private education and health services. Losses were confined to financial activities. The public sector decreased by 40 jobs with losses in local government and state government while federal government went unchanged.

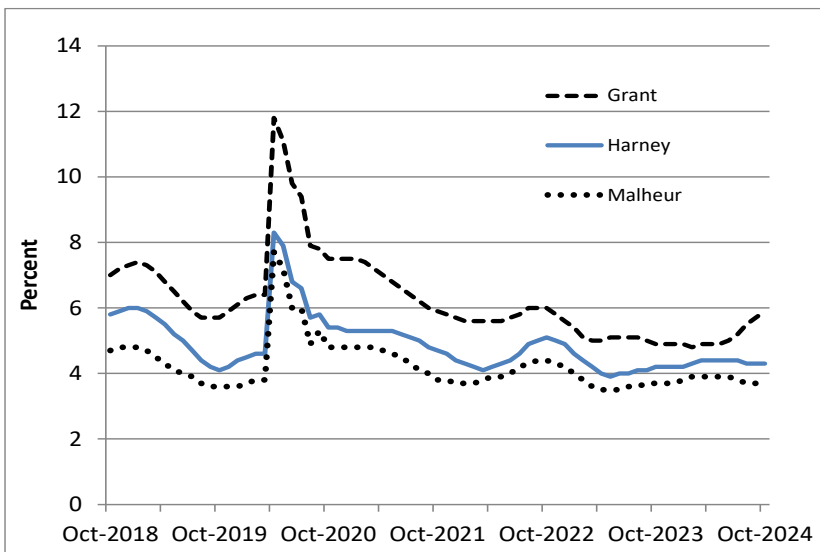
Notable Industry Gains and Losses

Over-the-Year Employment Change from October 2023



Grant	Harney	Malheur
Financial Activities (+10)	Local Government (+40)	Manufacturing (+100)
Other Services (+10)	Other Services (+20)	Private Education/Health Services (+80)
	Transportation/Warehousing/Utilities (+10)	Retail Trade (+20)
	Goods-producing (+10)	Information (+10)
	Private Education/Health Services (+10)	Wholesale Trade (+10)
Manufacturing (-40)	Retail Trade (-40)	Local Government (-30)
Local Government (-30)	Leisure/Hospitality (-10)	Financial Activities (-10)
State Government (-20)		State Government (-10)
Transportation/Warehousing/Utilities (-10)		

Unemployment rates remain comparatively low



Want to learn more about the Oregon economy?

Follow us on X at: [x.com/OED\\_Research](https://x.com/OED_Research)

Visit our web site at: [QualityInfo.org](https://QualityInfo.org)

Visit our subscription service at: [qualityinfo.org/subscribe](https://qualityinfo.org/subscribe)

For more economic or labor market data about Grant, Harney or Malheur counties, contact:

Tony Wendel, Regional Economist/Workforce Analyst

Cell: 541-667-7027

E-mail: [Tony.A.Wendel@employ.oregon.gov](mailto:Tony.A.Wendel@employ.oregon.gov)

Want to be added to the monthly distribution list?

E-mail me at: [Tony.A.Wendel@employ.oregon.gov](mailto:Tony.A.Wendel@employ.oregon.gov)