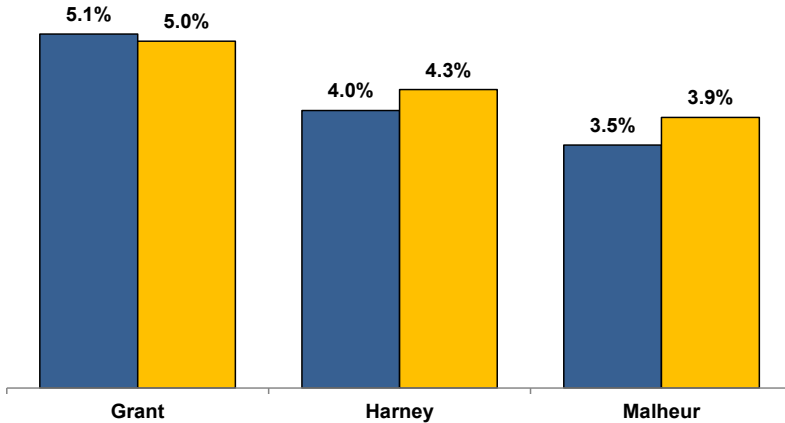


**Unemployment Rates (Seasonally Adjusted)**

■ June 2023 ■ June 2024



**Unemployment Rate News**

Malheur County's seasonally adjusted unemployment rate for June 2024 was 3.9%, while Harney County came in at 4.3% and Grant County at 5.0%. Malheur County's rate was below Oregon's statewide rate and the national rate, both at 4.1%.

Malheur County's rate ranked in a five-way tie for eighth lowest among Oregon's 36 counties for the month while Harney County's tied for 19th and Grant County's tied for 31st.

Grant County's rate was below its June 2023 rate while Harney and Malheur counties' rates were up over the year.

Grant County's June 2024 rate was its lowest June rate since comparable statistics began in 1990. Malheur and Harney counties' were their second lowest behind only June 2023. Over the same period, Grant County's rate tied for its third lowest rate for any month.

**Nonfarm Employment Change**

June 2023 to June 2024

Grant County added an estimated 40 jobs over the year. The private sector decreased by 50 jobs. Retail trade led losses. Gains were confined to mining and logging and construction. The public sector added 90 jobs with gains in local government and state government while federal government went unchanged.

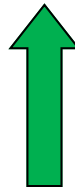
Harney County employment decreased by an estimated 50 jobs over the year. The private sector dropped 70 jobs led by losses in retail trade and goods-producing. Gains were confined to private education and health services. The public sector added 20 jobs with a gain in local government while federal government and state government went unchanged.

Malheur County employment increased by an estimated 330 jobs over the year. The private sector added 150 jobs led by gains in private education and health services and wholesale trade. Other services led losses. The public sector increased by 180 jobs with gains in local government and state government overwhelming a loss in federal government.

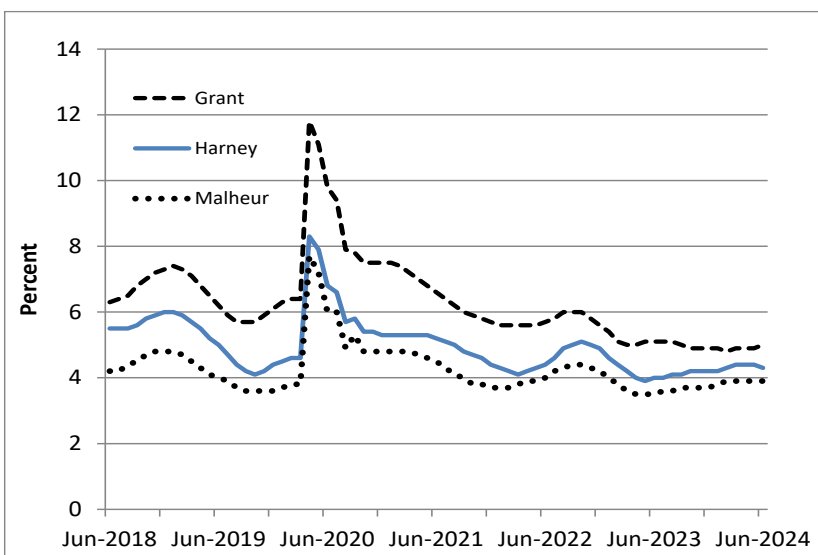
**Notable Industry Gains and Losses**

Over-the-Year Employment Change from June 2023

	<u>Grant</u>	<u>Harney</u>	<u>Malheur</u>
	Local Government (+50)	Local Government (+20)	Local Government (+140)
	State Government (+40)	Private Education/Health Services (+10)	Private Education/Health Services (+60)
	Mining/Logging (+10)		Wholesale Trade (+50)
	Construction (+10)		State Government (+50)
			Manufacturing (+30)
<hr/>			
	Retail Trade (-20)	Retail Trade (-30)	Other Services (-20)
	Wholesale Trade (-10)	Goods-producing (-20)	Information (-10)
	Manufacturing (-10)	Other Services (-10)	Professional/Business Services (-10)
	Information (-10)	Wholesale Trade (-10)	Federal Government (-10)



**Unemployment rates remain near historical lows**



**Want to learn more about the Oregon economy?**

Follow us on Twitter at: [Twitter.com/OED\\_Research](https://twitter.com/OED_Research)

Visit our web site at: [QualityInfo.org](https://QualityInfo.org)

Visit our subscription service at: [qualityinfo.org/subscribe](https://qualityinfo.org/subscribe)

**For more economic or labor market data about Grant, Harney or Malheur counties, contact:**

**Tony Wendel, Regional Economist/Workforce Analyst**

Cell: 541-667-7027

E-mail: [Tony.A.Wendel@employ.oregon.gov](mailto:Tony.A.Wendel@employ.oregon.gov)

**Want to be added to the monthly distribution list?**

E-mail me at: [Tony.A.Wendel@employ.oregon.gov](mailto:Tony.A.Wendel@employ.oregon.gov)