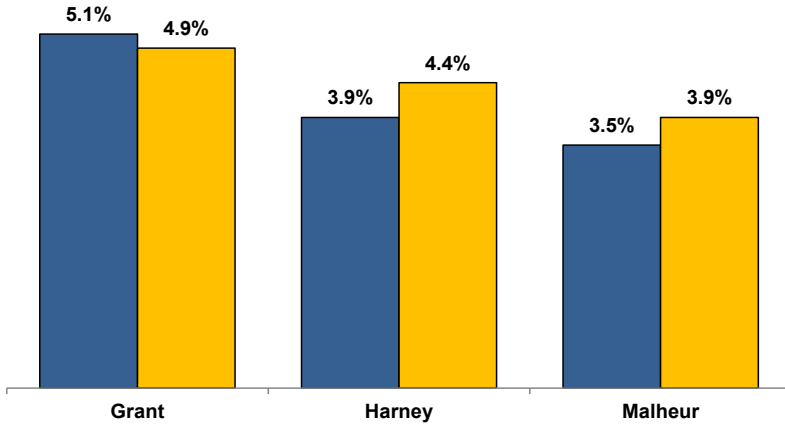


Unemployment Rates (Seasonally Adjusted)

■ May 2023 ■ May 2024



Unemployment Rate News

Malheur County's seasonally adjusted unemployment rate for May 2024 was 3.9%, while Harney County came in at 4.4% and Grant County at 4.9%. Malheur County's rate was below Oregon's statewide rate of 4.2% and below the national rate of 4.0%.

Malheur County's rate ranked in a three-way tie for eighth lowest among Oregon's 36 counties for the month while Harney County's ranked 20th and Grant County's ranked in a three-way tie for 28th.

Grant County's rate was below its May 2023 rate while Harney and Malheur counties' rates were up over the year.

Grant County's May 2024 rate was its lowest May rate since comparable statistics began in 1990. Malheur's tied for its second lowest and Harney's was its third lowest. Over the same period, Grant County's rate tied for its second lowest rate for any month.

Nonfarm Employment Change

May 2023 to May 2024

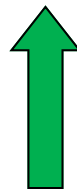
Grant County added an estimated 20 jobs over the year. The private sector decreased by 70 jobs. Retail trade and wholesale trade led losses. Gains were confined to mining and logging and leisure and hospitality. The public sector added 90 jobs with gains in local government and federal government while state government went unchanged.

Harney County employment decreased by an estimated 70 jobs over the year. The private sector dropped 90 jobs led by losses in retail trade and goods-producing. No private industry added jobs. The public sector added 20 jobs with gains in state government and local government while federal government went unchanged.

Malheur County employment increased by an estimated 330 jobs over the year. The private sector added 80 jobs led by gains in private education and health services and wholesale trade. Retail trade and professional and business services led losses. The public sector increased by 250 jobs with gains in local government and state government while federal government went unchanged.

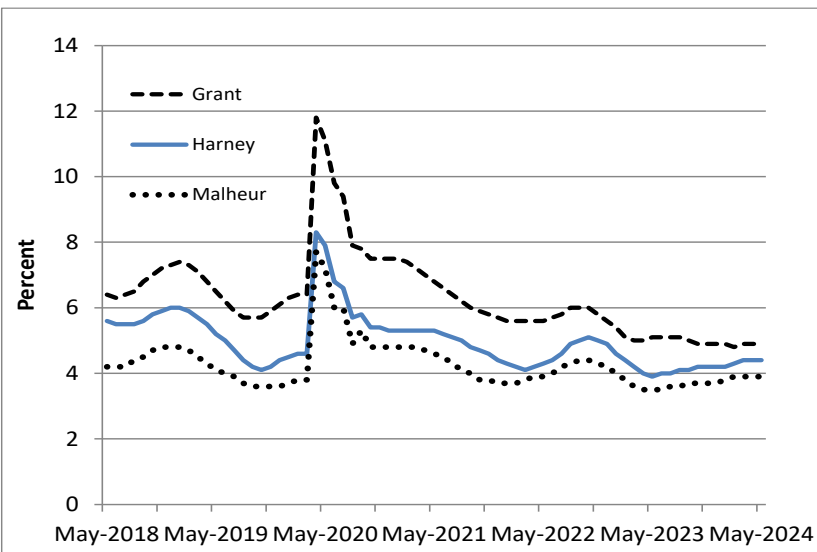
Notable Industry Gains and Losses

Over-the-Year Employment Change from May 2023



Grant	Harney	Malheur
Local Government (+80)	State Government (+10)	Local Government (+190)
Mining/Logging (+10)	Local Government (+10)	Private Education/Health Services (+80)
Leisure/Hospitality (+10)		State Government (+60)
Federal Government (+10)		Wholesale Trade (+40)
		Manufacturing (+30)
<hr/>		
Retail Trade (-30)	Retail Trade (-30)	Retail Trade (-40)
Wholesale Trade (-20)	Goods-producing (-20)	Professional/Business Services (-30)
Manufacturing (-10)	Information (-10)	Other Services (-20)
Information (-10)	Professional/Business Services (-10)	Information (-10)

Unemployment rates holding steady near record lows



Want to learn more about the Oregon economy?

Follow us on Twitter at: [Twitter.com/OED_Research](https://twitter.com/OED_Research)

Visit our web site at: QualityInfo.org

Visit our subscription service at: qualityinfo.org/subscribe

For more economic or labor market data about Grant, Harney or Malheur counties, contact:

Tony Wendel, Regional Economist/Workforce Analyst

Cell: 541-667-7027

E-mail: Tony.A.Wendel@employ.oregon.gov

Want to be added to the monthly distribution list?

E-mail me at: Tony.A.Wendel@employ.oregon.gov