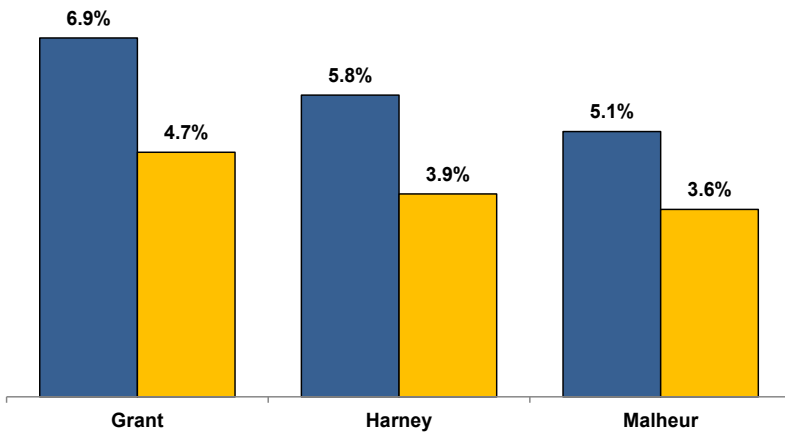


Unemployment Rates (Seasonally Adjusted)

■ December 2022 ■ December 2023



Unemployment Rate News

Malheur County's seasonally adjusted unemployment rate for December 2023 was 3.6%, while Harney County came in at 3.9% and Grant County at 4.7%. Malheur County's rate was below Oregon's statewide rate and the national rate, both at 3.7%.

Malheur County's rate tied for ninth lowest among Oregon's 36 counties for the month while Harney County's ranked 18th and Grant County's sat at 32nd.

All three counties' rates were below their December 2022 rates.

All three counties' December 2023 rates were their lowest December rates since comparable statistics began in 1990. Over the same period, Grant County's rate was its lowest rate for any month, Harney County's tied for its lowest, and Malheur County's tied for its second lowest.

Nonfarm Employment Change

December 2022 to December 2023

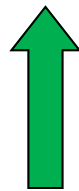
Grant County added an estimated 20 jobs over the year. The private sector saw a net change of zero jobs with small gains and losses offsetting each other across industries. The public sector added 20 jobs with a gain in local government overcoming losses in state government and federal government.

Harney County lost an estimated 50 jobs over the year. The private sector dropped 70 jobs led by a loss in professional and business services. Gains were confined to financial activities, private education and health services, and other services. The public sector increased by 20 jobs with gains in federal government and state government while local government was unchanged.

Malheur County employment increased by an estimated 30 jobs over the year. The private sector dropped 190 jobs with losses led by retail trade. Gains were led by mining, logging, and construction. The public sector increased by 220 jobs with gains in local government, state government, and federal government.

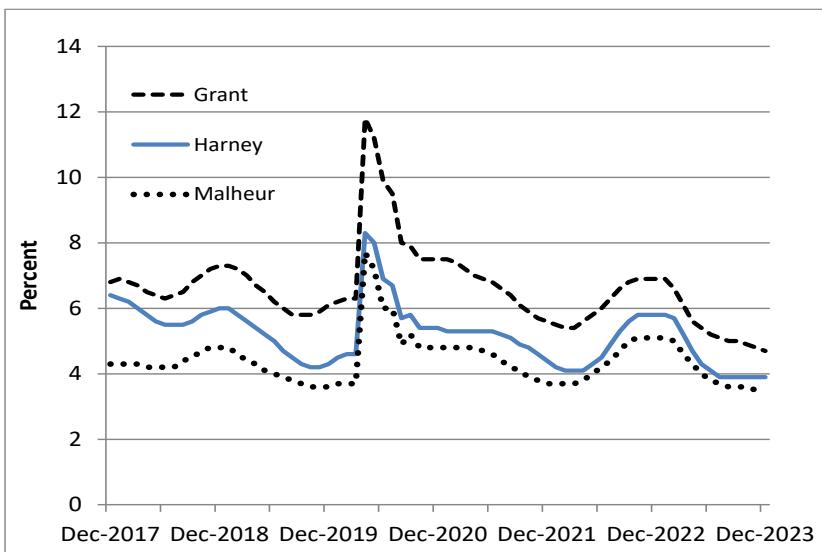
Notable Industry Gains and Losses

Over-the-Year Employment Change from December 2022



Grant	Harney	Malheur
Local Government (+70)	Financial Activities (+10)	Local Government (+160)
Manufacturing (+20)	Private Education/Health Services (+10)	Mining/Logging/Construction (+70)
Professional/Business Services (+10)	Other Services (+10)	State Government (+50)
Leisure/Hospitality (+10)	State Government (+10)	Information (+10)
Private Education/Health Services (+10)	Federal Government (+10)	Other Services (+10)
State Government (-30)	Professional/Business Services (-50)	Retail Trade (-130)
Mining/Logging (-20)	Wholesale Trade (-20)	Manufacturing (-40)
Federal Government (-20)	Leisure/Hospitality (-20)	Professional/Business Services (-40)
Other Services (-10)	Goods-producing (-10)	Leisure/Hospitality (-40)

Unemployment rates at or near record lows since 1990



Want to learn more about the Oregon economy?

Follow us on Twitter at: [Twitter.com/OED_Research](https://twitter.com/OED_Research)

Visit our web site at: QualityInfo.org

Visit our subscription service at: qualityinfo.org/subscribe

For more economic or labor market data about Grant, Harney or Malheur counties, contact:

Tony Wendel, Regional Economist/Workforce Analyst

Cell: 541-667-7027

E-mail: Tony.A.Wendel@employ.oregon.gov

Want to be added to the monthly distribution list?

E-mail me at: Tony.A.Wendel@employ.oregon.gov