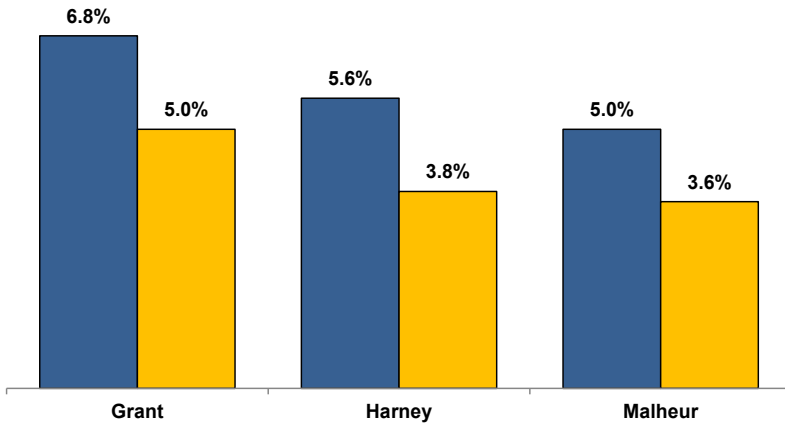


Unemployment Rates (Seasonally Adjusted)

■ September 2022 ■ September 2023



Unemployment Rate News

Malheur County's seasonally adjusted unemployment rate for September 2023 was 3.6%, while Harney County came in at 3.8% and Grant County at 5.0%. All three counties' rates were above Oregon's statewide rate of 3.5%. Malheur County's rate was below the national rate of 3.8%.

Malheur County's rate ranked in a three-way tie for 11th lowest among Oregon's 36 counties for the month while Harney County's ranked in a four-way tie for 18th and Grant County's sat at 34th.

All three counties' rates were below their September 2022 rates.

All three counties' September 2023 rates were their lowest September rates since comparable statistics began in 1990. Over the same period, all three counties' rates were also their lowest rates for any month.

Nonfarm Employment Change

September 2022 to September 2023

Grant County added an estimated 80 jobs over the year. The private sector increased by 60 jobs led by a gain in leisure and hospitality. Losses were confined to mining and logging; construction; and transportation, warehousing, and utilities. The public sector added 20 jobs with gains in local government and state government overcoming a loss in federal government.

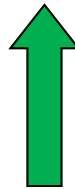
Harney County lost an estimated 30 jobs over the year. The private sector dropped 90 jobs led by losses in professional and business services and goods-producing. Gains were confined to other services. The public sector added 60 jobs with gains in local government and state government while federal government was unchanged.

Malheur County employment increased by an estimated 270 jobs over the year. The private sector dropped 30 jobs with losses led by professional and business services and retail trade. Gains were led by transportation, warehousing, and utilities and other services. The public sector increased by 300 jobs with gains in local government, state government, and federal government.

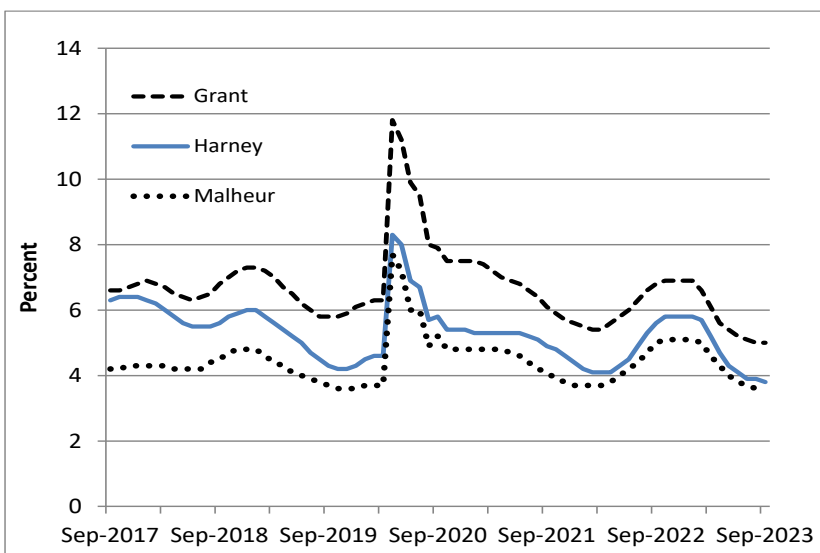
Notable Industry Gains and Losses

Over-the-Year Employment Change from September 2022

	<u>Grant</u>	<u>Harney</u>	<u>Malheur</u>
	Local Government (+50)	Local Government (+50)	Local Government (+210)
	Leisure/Hospitality (+30)	Other Services (+20)	State Government (+60)
	Manufacturing (+20)		Transportation/Warehousing/Utilities (+50)
	Private Education/Health Services (+20)		Other Services (+50)
	Wholesale Trade (+10)		Mining/Logging/Construction (+30)
	Federal Government (-40)	Professional/Business Services (-40)	Professional/Business Services (-70)
	Mining/Logging (-20)	Goods-producing (-30)	Retail Trade (-60)
	Construction (-10)	Wholesale Trade (-10)	Manufacturing (-30)
	Transportation/Warehousing/Utilities (-10)	Retail Trade (-10)	Financial Activities (-10)



Unemployment rates reach record lows since 1990



Want to learn more about the Oregon economy?

Follow us on Twitter at: [Twitter.com/OED_Research](https://twitter.com/OED_Research)

Visit our web site at: QualityInfo.org

Visit our subscription service at: qualityinfo.org/subscribe

For more economic or labor market data about Grant, Harney or Malheur counties, contact:

Tony Wendel, Workforce Analyst

Cell: 541-667-7027

E-mail: Tony.A.Wendel@employ.oregon.gov

Want to be added to the monthly distribution list?

E-mail me at: Tony.A.Wendel@employ.oregon.gov