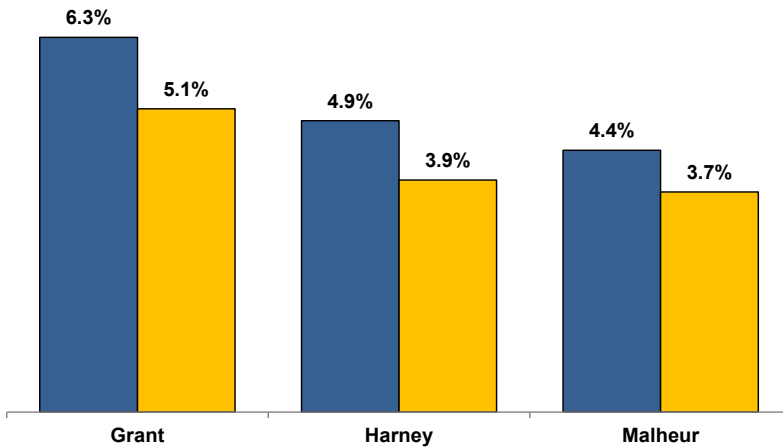


Unemployment Rates (Seasonally Adjusted)

■ July 2022 ■ July 2023



Unemployment Rate News

Malheur County's seasonally adjusted unemployment rate for July 2023 was 3.7%, while Harney County came in at 3.9% and Grant County at 5.1%. All three counties' rates were above Oregon's statewide rate of 3.4% and the national rate of 3.5%.

Malheur County's rate ranked in a three-way tie for 12th lowest among Oregon's 36 counties for the month while Harney County's ranked in a four-way tie for 18th and Grant County's sat at 34th.

All three counties' rates were below their July 2022 rates.

All three counties' July 2023 rates were their lowest July rates since comparable statistics began in 1990. Over the same period, Grant and Harney counties' rates were their lowest rates for any month.

Nonfarm Employment Change

July 2022 to July 2023

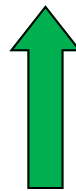
Grant County added an estimated 90 jobs over the year. The private sector increased by 70 jobs led by a gain in manufacturing. Losses were confined to transportation, warehousing, and utilities and mining and logging. The public sector added 20 jobs with gains in local government and state government overcoming a loss in federal government.

Harney County gained an estimated 20 jobs over the year. The private sector dropped 90 jobs led by losses in professional and business services. Gains were confined to other services and education and health services. The public sector added 110 jobs with gains in local government, federal government, and state government.

Malheur County employment increased by an estimated 160 jobs over the year. The private sector added 10 jobs with gains led by education and health services, other services, and transportation, warehousing, and utilities. Losses were led by retail trade and professional and business services. The public sector increased by 150 jobs with gains in state government, local government, and federal government.

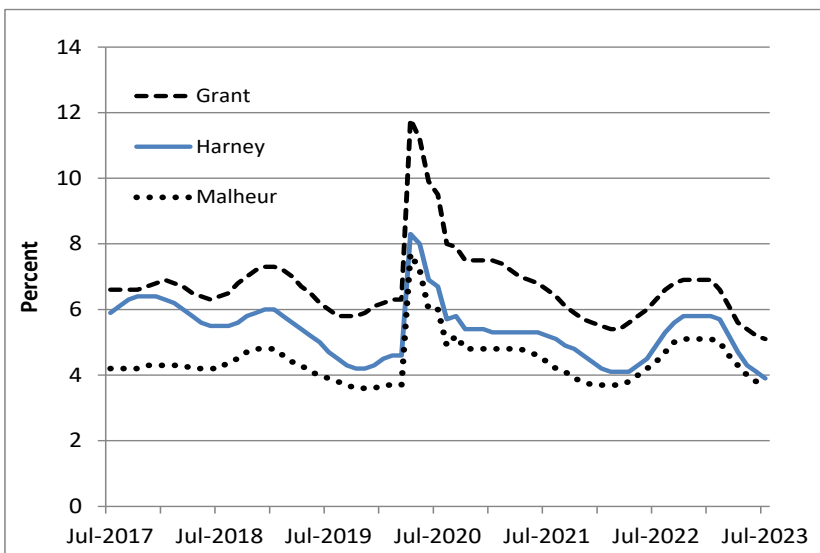
Notable Industry Gains and Losses

Over-the-Year Employment Change from July 2022



Grant	Harney	Malheur
Local Government (+50)	Local Government (+80)	State Government (+80)
Manufacturing (+40)	Other Services (+20)	Local Government (+60)
Private Education/Health Services (+20)	Federal Government (+20)	Private Education/Health Services (+50)
Other Services (+10)	Private Education/Health Services (+10)	Other Services (+50)
Professional/Business Services (+10)	State Government (+10)	Transportation/Warehousing/Utilities (+40)
Federal Government (-40)	Professional/Business Services (-50)	Retail Trade (-80)
Transportation/Warehousing/Utilities (-10)	Goods-producing (-30)	Professional/Business Services (-70)
Mining/Logging (-10)	Wholesale Trade (-20)	Financial Activities (-10)
	Leisure/Hospitality (-10)	

Unemployment rates at or near record lows since 1990



Want to learn more about the Oregon economy?

Follow us on Twitter at: [Twitter.com/OED_Research](https://twitter.com/OED_Research)

Visit our web site at: QualityInfo.org

Visit our subscription service at: qualityinfo.org/subscribe

For more economic or labor market data about Grant, Harney or Malheur counties, contact:

Tony Wendel, Workforce Analyst

Cell: 541-667-7027

E-mail: Tony.A.Wendel@employ.oregon.gov

Want to be added to the monthly distribution list?

E-mail me at: Tony.A.Wendel@employ.oregon.gov