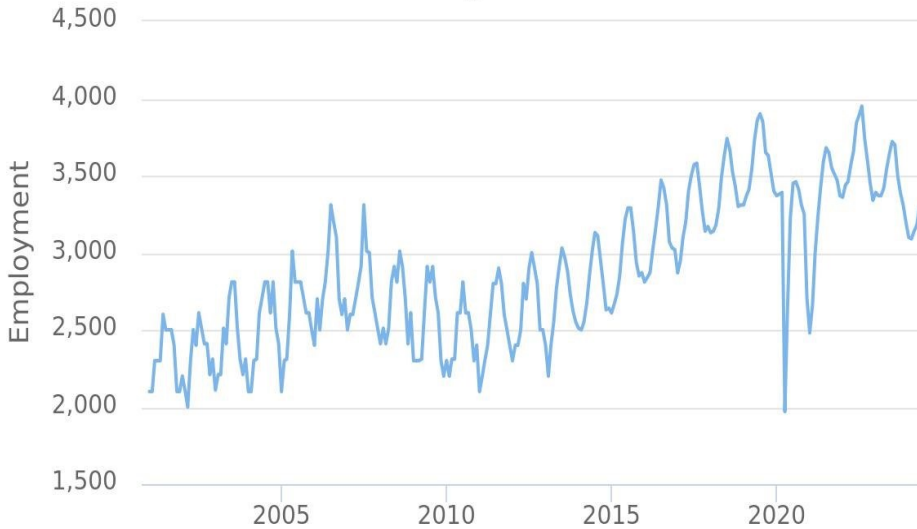


Special Topic: The Leisure and Hospitality Industry's Pandemic Recovery

**Josephine County
 Leisure and hospitality**

(not seasonally adjusted)
 Official Oregon Series



Source: Oregon Employment Department, CES

Employment in Josephine County's leisure and hospitality industry contracted sharply in March 2020 at the beginning of the COVID pandemic. From March to April the sector shed 1,420 jobs, approximately 41.9%, after the first lockdown was announced.

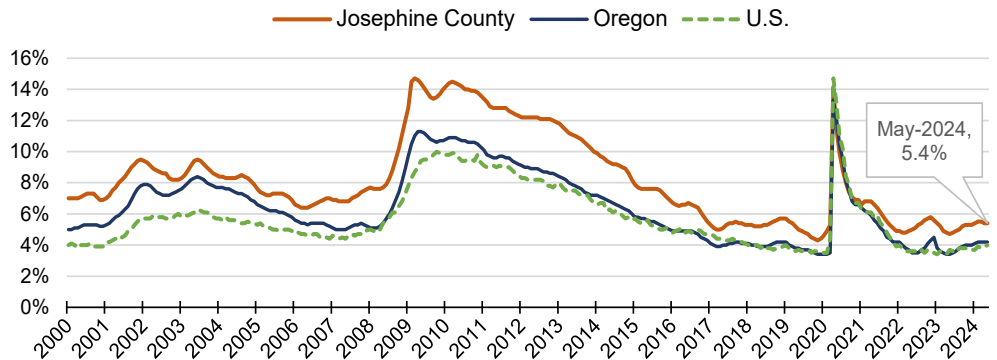
Hospitality employment is usually higher in the summer, and total jobs rebounded within three months. By June, 3,230 employees were working front desks at hotels, serving at restaurants and guiding trips around the Rogue Valley.

Since then employment saw gains in 2021 and 2022 with a slight decline in 2023. The industry employed 3,480 workers in 2023 compared to 3,130 in 2020, a gain of roughly 10.1%. Employment in 2024 dipped in February but has seen steady increases since.

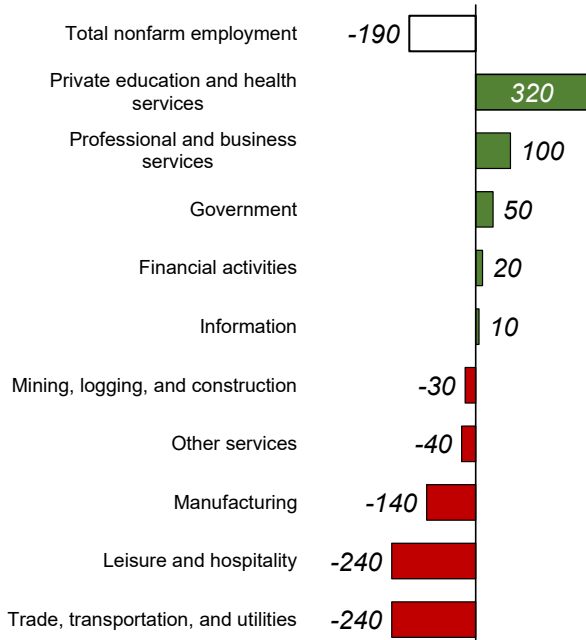
Unemployment Rate at 5.4%

- Unemployment rate in May 2023 was 4.7%
- Seasonally adjusted unemployment rate has been relatively static since early 2024

[More info on unemployment](#)



Source: Oregon Employment Department, LAUS



Source: Oregon Employment Department, CES

Industry Employment Change: May 2023 to May 2024

*Josephine County employment fell by **190 jobs** over the year*

- Payroll employment down **0.7%** over the year
- [Detailed May Employment Press Release](#)

Jeff McAllister — Workforce Analyst for Southern Oregon

Jeff.S.McAllister@employ.oregon.gov

(541) 414 - 5325

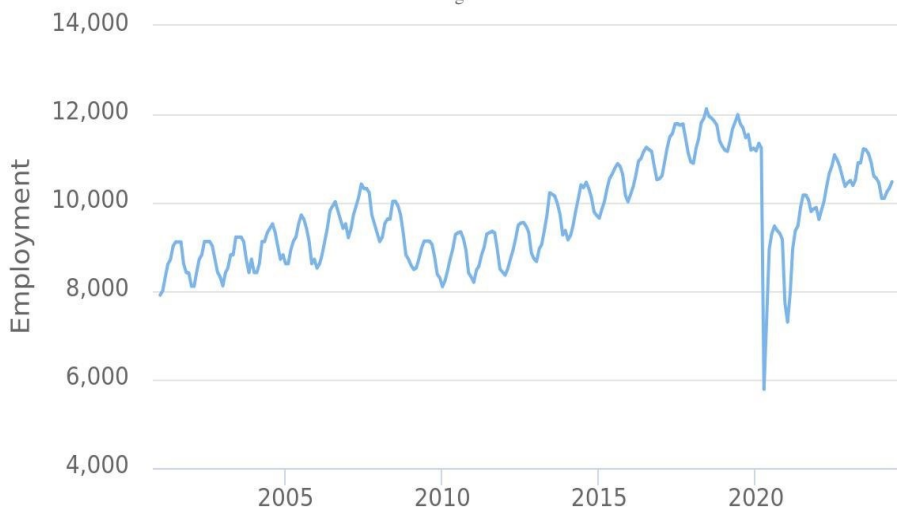
QualityInfo.org: Your source for the latest economic data, highlights, and analysis.

Discover local new business openings, closures, and hiring events: [Business highlights](#)

Special Topic: The Leisure and Hospitality Industry's Pandemic Recovery

**Jackson County
 Leisure and hospitality**

(not seasonally adjusted)
 Official Oregon Series



Source: Oregon Employment Department, CES

Employment in Jackson County's leisure and hospitality industry contracted sharply in March 2020 at the beginning of the COVID pandemic. From March to April the sector shed 5,460 jobs, approximately 48.6%, after the first lockdown was announced.

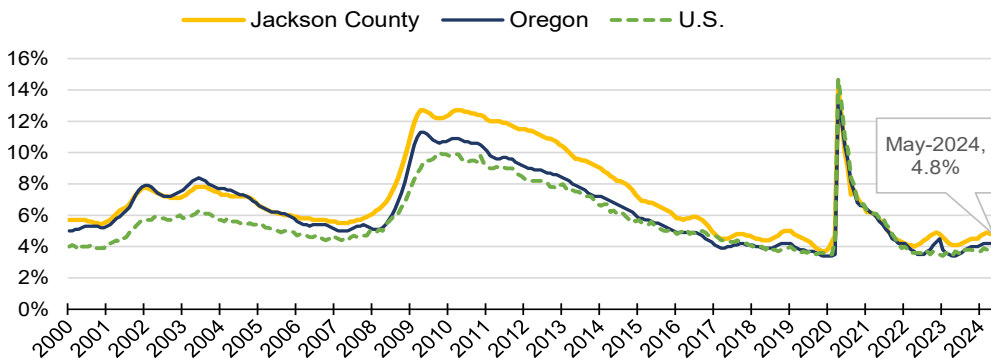
The industry recovered much of these losses within three months. By June, 8,950 employees were working front desks at hotels, serving at restaurants and guiding trips around the Rogue Valley. This sector has yet to see employment levels recover to their pre-pandemic level.

The sector continued to gain jobs through 2022. Since then, it's experienced mixed gains and losses. Leisure and hospitality employed 10,752 workers in 2023 compared with 9,180 in 2020, a gain of roughly 14.6%.

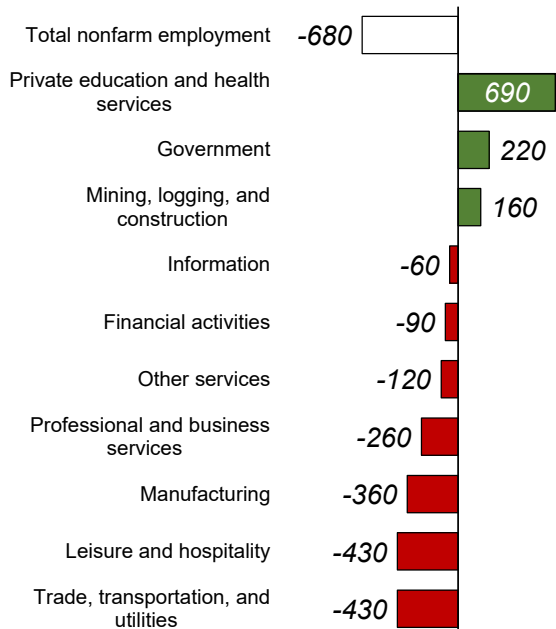
Unemployment Rate at 4.8%

- Unemployment rate in May 2023 was 4.1%
- Seasonally adjusted unemployment rate has been relatively static since early 2024

[More info on unemployment](#)



Source: Oregon Employment Department, LAUS



Source: Oregon Employment Department, CES

Industry Employment Change: May 2023 to May 2024

*Jackson County employment declined by **680 jobs** over the year*

- Payroll employment down **0.8%** over the year
- [Detailed May Employment Press Release](#)

Jeff McAllister — Workforce Analyst for Southern Oregon

Jeff.S.McAllister@employ.oregon.gov

(541) 414 - 5325

[QualityInfo.org](#): Your source for the latest economic data, highlights, and analysis.

Discover local new business openings, closures, and hiring events: [Business highlights](#)