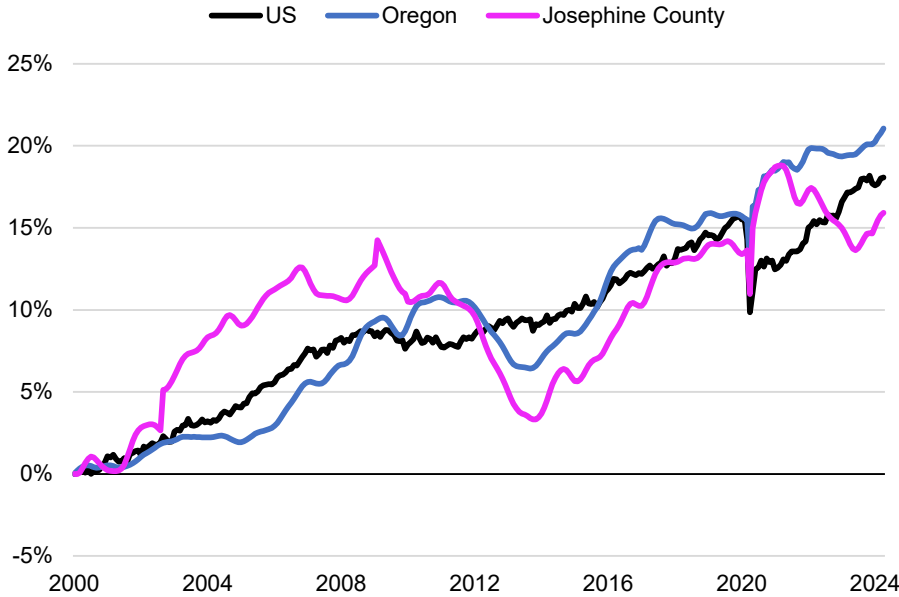


**Special Topic: Change in the Labor Force**

**Change in Civilian Labor Force**  
 January 2000 = 0



Source: Oregon Employment Department, LAUS

Josephine's labor force has grown about as fast as its population since the year 2000. The rate (15% growth over 24 years) is comparable to growth seen in Oregon and the U.S over that time period.

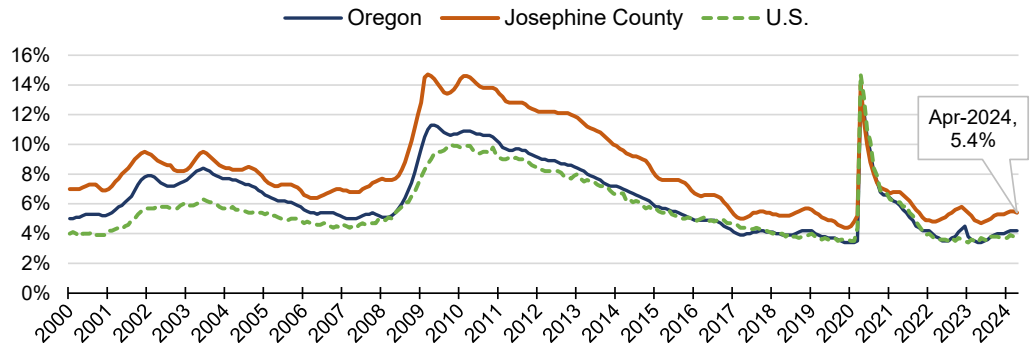
Relative to most other parts of southern Oregon, the Rogue Valley's labor force growth is quite strong. This is despite a higher average age and some significant economic disruption as a result of the 2008 recession.

Josephine has certainly suffered from more volatility in the labor force over the last 25 years. When the labor force grows it tends to do so at a faster rate than the state and nation, although people leave the labor force at a greater pace in times of economic stress as well.

**Unemployment Rate at 5.4%**

- Unemployment rate in April 2023 was 4.8%
- Seasonally adjusted unemployment has changed little since late 2023

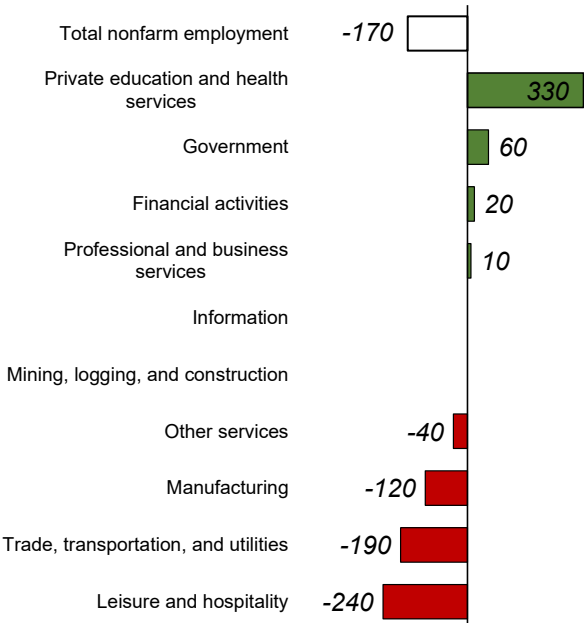
[More info on unemployment](#)



Source: Oregon Employment Department, LAUS

**Industry Employment Change: Apr. 2023 to Apr. 2024**  
Josephine County employment fell by 170 jobs over the year

- Payroll employment down **0.6%** over the year
- [Detailed April Employment Press Release](#)



Source: Oregon Employment Department, CES

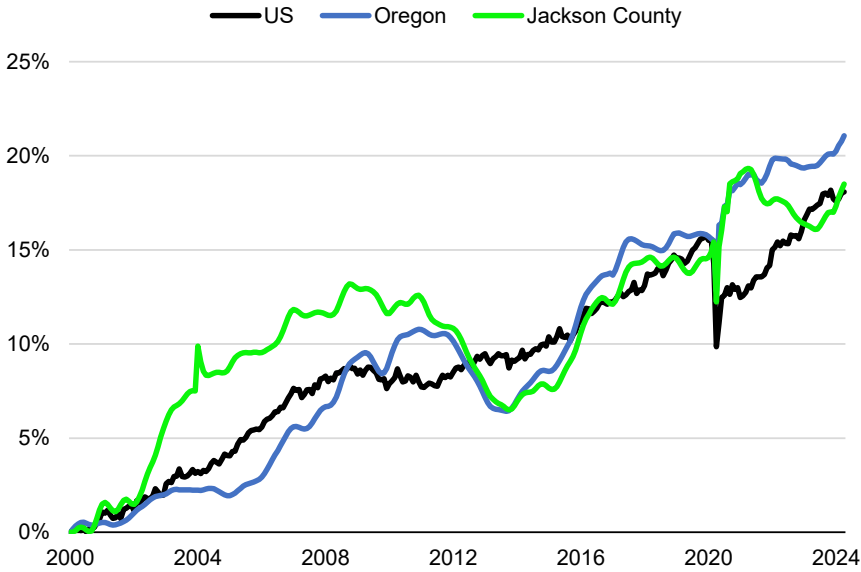
**Henry Fields—Workforce Analyst for Southern Oregon**  
[Henry.L.Fields@employ.oregon.gov](mailto:Henry.L.Fields@employ.oregon.gov)  
 (541) 359 - 9178

**QualityInfo.org:** Your source for the latest economic data, highlights, and analysis.

Discover local new business openings, closures, and hiring events: [Business highlights](#)

**Special Topic: Change in the Labor Force**

**Change in Civilian Labor Force**  
 January 2000 = 0



The growth in Jackson County's labor force has closely matched the nation's over the past 25 years. Overall population growth - 22% since the year 2000 - is nearly exactly the same as in the nation.

Relative to most other parts of southern Oregon, the Rogue Valley's labor force growth is quite strong. Strong population growth in Jackson County has contributed, although other nearby areas that added population didn't see similar growth, perhaps because Jackson County is younger on average.

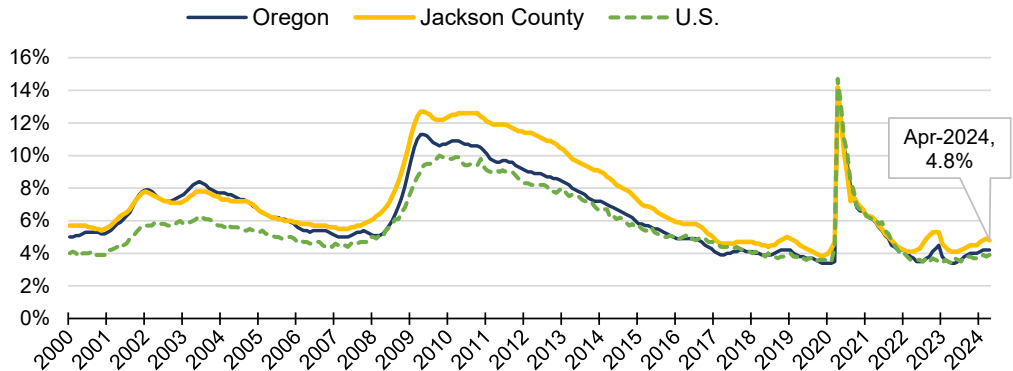
Jackson has suffered from more volatility in the labor force over the last 25 years. When the labor force grows it tends to do so at a faster rate than the state and nation, although the 2008 recession erased much of the relative progress in the 2000s.

Source: Oregon Employment Department, LAUS

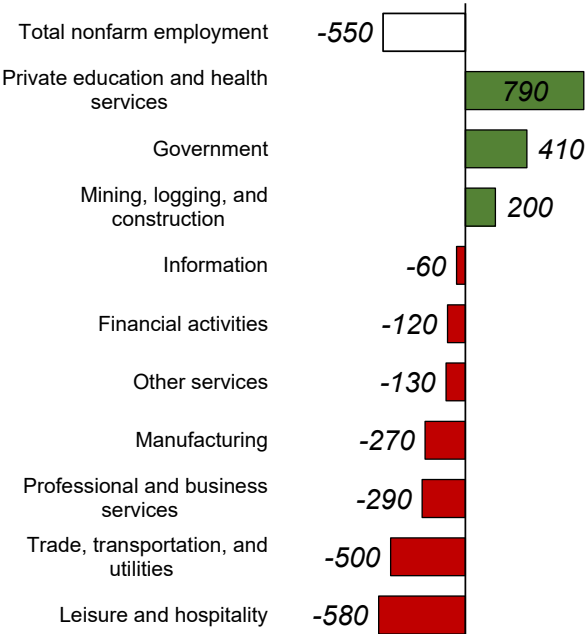
**Unemployment Rate at 4.8%**

- Unemployment rate in April 2023 was 4.1%
- Seasonally adjusted unemployment rate has remained little changed since early 2024.

[More info on unemployment](#)



Source: Oregon Employment Department, LAUS



Source: Oregon Employment Department, CES

**Industry Employment Change: Apr. 2023 to Apr. 2024**  
*Jackson County employment declined by 550 jobs over the year*

- Payroll employment down **0.6%** over the year
- [Detailed April Employment Press Release](#)

**Henry Fields—Workforce Analyst for Southern Oregon**

[Henry.L.Fields@employ.oregon.gov](mailto:Henry.L.Fields@employ.oregon.gov)

(541) 359 - 9178

[QualityInfo.org](#): Your source for the latest economic data, highlights, and analysis.

Discover local new business openings, closures, and hiring events: [Business highlights](#)