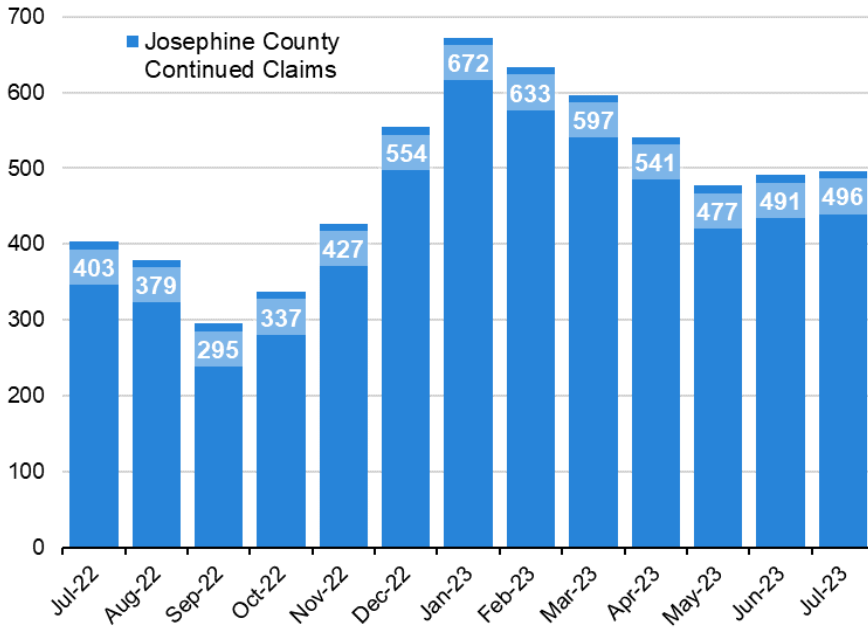


Special Topic: Insured and Unemployed... Continued Claims

Josephine County Workers Claiming Unemployment Benefits



This month we look at the number of workers with continued Unemployment Insurance (UI) claims. A person who has already filed an initial claim and who has experienced a week of unemployment then files a continued claim to claim benefits for that week of unemployment.

For more details on an initial vs continued claim, refer to the [UI Data Sources and Limitations](#) page.

Continued UI claims in Josephine County increased by five (+1%) over-the-month from June 2023 to July 2023.

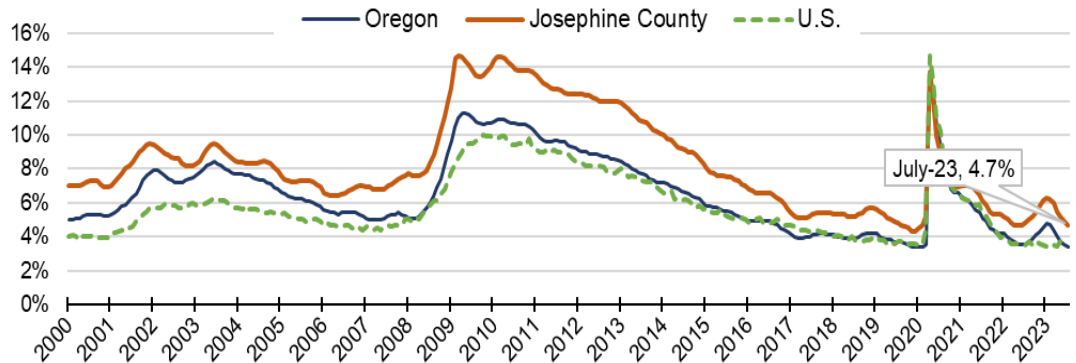
Continued UI claims increased by 93 (+23%) over-the-year from July 2022 to July 2023.

Source: Oregon Employment Department and U.S. Census Bureau of Labor Statistics

Unemployment Rate at 4.7%

- Unemployment rate July 2022 was 4.8%
- Unemployment rate decreased for the sixth month in a row.

[More info on unemployment](#)

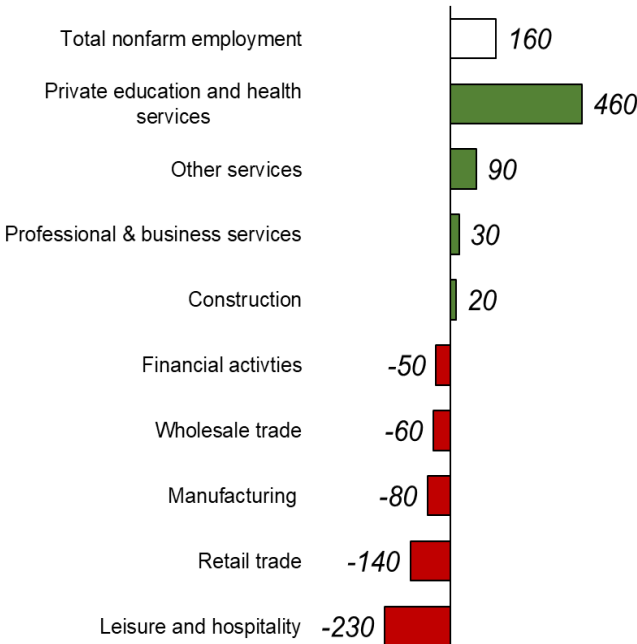


Source: Oregon Employment Department, LAUS

Industry Employment Change: July 2022 to July 2023

Josephine County adds 160 jobs over the year

- Payroll employment up **0.6%** over the year
- [Detailed July Employment Press Release](#)



Source: Oregon Employment Department, CES

Carlos Diaz—Southern Oregon Workforce Analyst

Carlos.D.Diaz@employ.oregon.gov

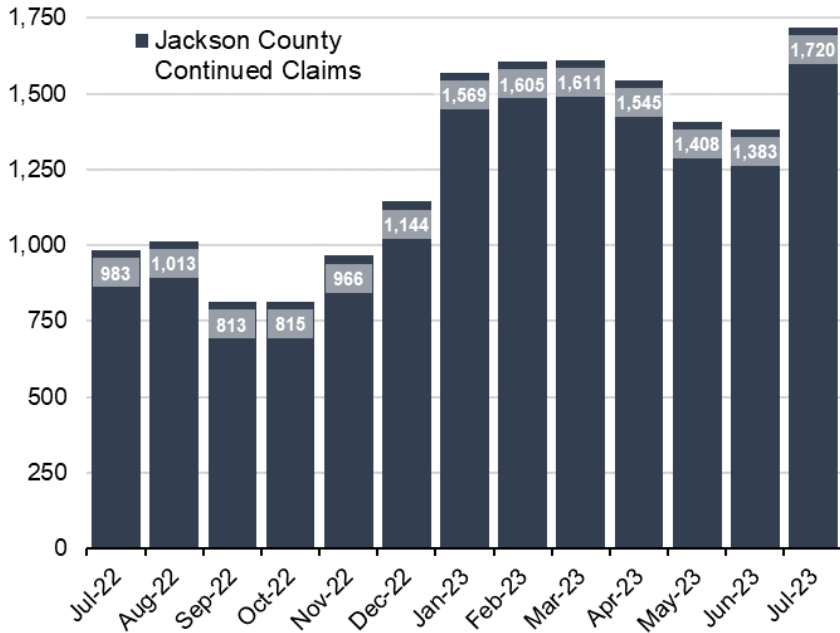
(541) 414 - 5325

QualityInfo.org: Your source for the latest economic data, highlights, and analysis.

Discover local new business openings, closures, and hiring events: [Business highlights](#)

Special Topic: Insured and Unemployed... Continued Claims

Jackson County Workers Claiming Unemployment Benefits



This month we look at the number of workers with continued Unemployment Insurance (UI) claims. A person who has already filed an initial claim and who has experienced a week of unemployment then files a continued claim to claim benefits for that week of unemployment.

For more details on an initial vs continued claim, refer to the [UI Data Sources and Limitations](#) page.

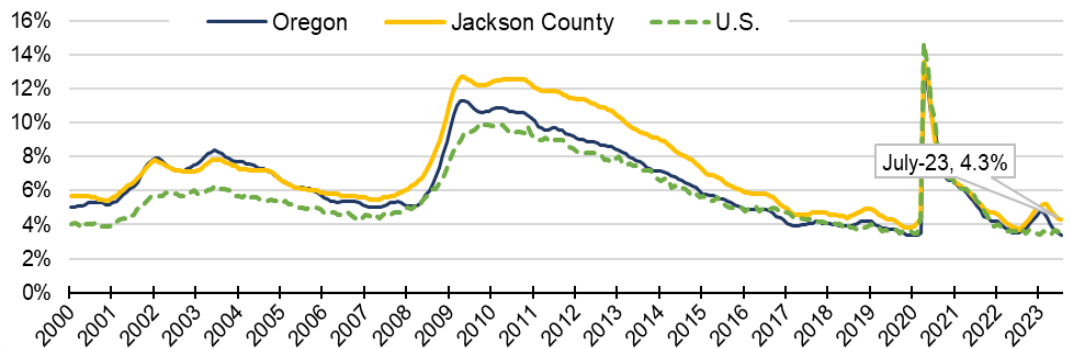
Continued UI claims in Jackson County increased by 337 (+24%) over-the-month from June 2023 to July 2023.

Continued UI claims increased by 737 (+75%) over-the-year from July 2022 to July 2023.

Source: Oregon Employment Department and U.S. Census Bureau of Labor Statistics

Unemployment Rate at 4.3%

- Jackson County continues to have the lowest unemployment rate in Southern Oregon
- Unemployment rate July 2022 was 3.7%



Source: Oregon Employment Department, LAUS

Total nonfarm employment

410

Industry Employment Change: July 2022 to July 2023

Jackson County adds 410 jobs over the year

- Payroll employment up **0.5%** over the year
- Health care and social assistance adding most jobs over the year
- [Detailed July Employment Press Release](#)

Carlos Diaz— Southern Oregon Workforce Analyst

Carlos.D.Diaz@employ.oregon.gov

(541) 414 - 5325

[QualityInfo.org](#): Your source for the latest local economic data, highlights, and analysis.

Discover local new business openings, closures, and hiring events: [Business highlights](#)

Health care and social assistance

1,010

Local government

430

Other services

180

Construction

-40

Information

-40

Accommodation and food services

-60

Transportation, warehousing, and utilities

-90

Manufacturing

-270

Retail trade

-530

Financial activities

-580

Source: Oregon Employment Department, CES