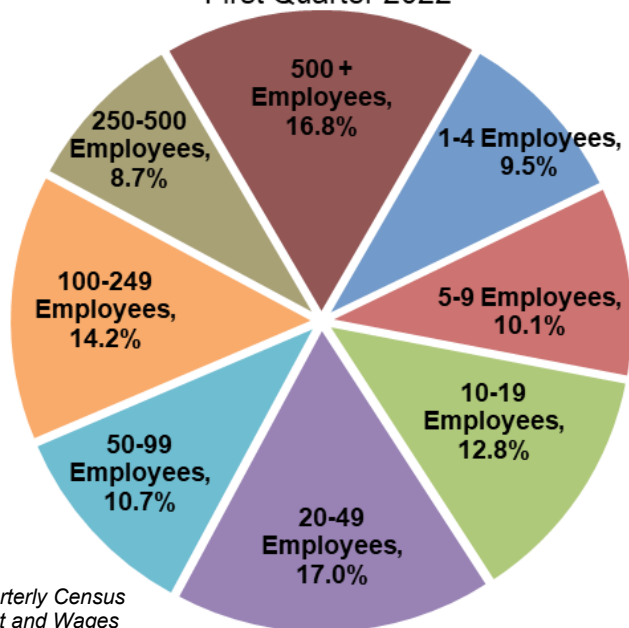


## Special Topic: Employment... How Are Workers Distributed?

### Josephine County Employment Distribution by Firm Size First Quarter 2022



Source: Quarterly Census  
Employment and Wages

The special topic this month takes a look at how Josephine County employment was distributed by firm size in 2022. Firms can be classified in one of seven distinct categories depending on how many workers were employed that quarter.

Small businesses (less than 20 employees) employed 32.4% of private workers.

Medium size firms (20-49 employees) employed 17.0% of private workers.

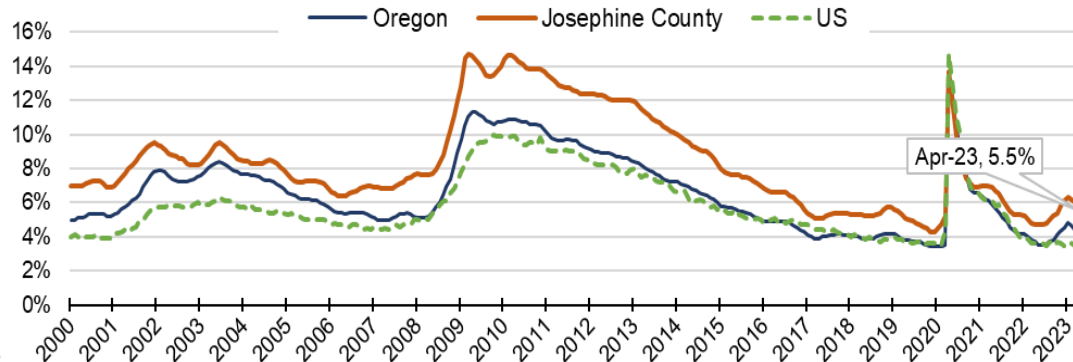
Larger firms (50+ employees) employed 50.4% of private workers.

Firms with 20-49 had the largest share of employment, followed by the largest firms with 500+ employees.

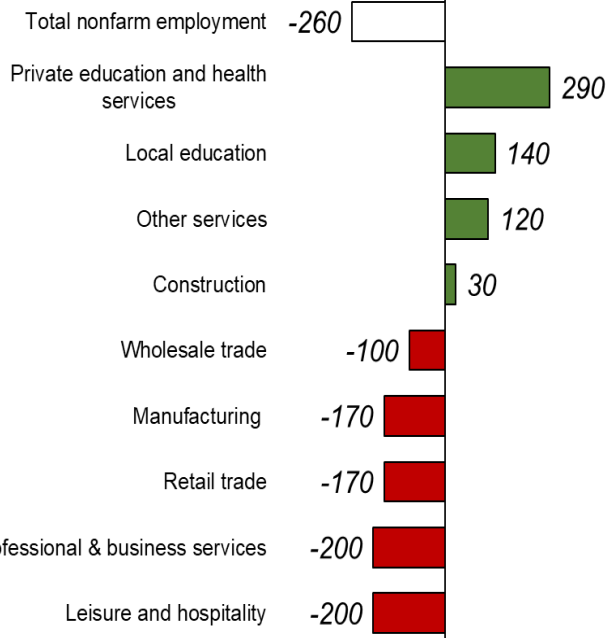
### Unemployment Rate at 5.5%

- Unemployment rate April 2022 was 4.7%
- Unemployment rate decreased over-the-month

[More info on unemployment](#)



Source: Oregon Employment Department, LAUS



Source: Oregon Employment Department, CES

### Industry Employment Change: April 2022 to April 2023

*Josephine County sheds **260 jobs** over the year*

- Payroll employment down **1%** over the year
- [Detailed April Employment Press Release](#)

### Carlos Diaz—Southern Oregon Workforce Analyst

[Carlos.D.Diaz@employ.oregon.gov](mailto:Carlos.D.Diaz@employ.oregon.gov)

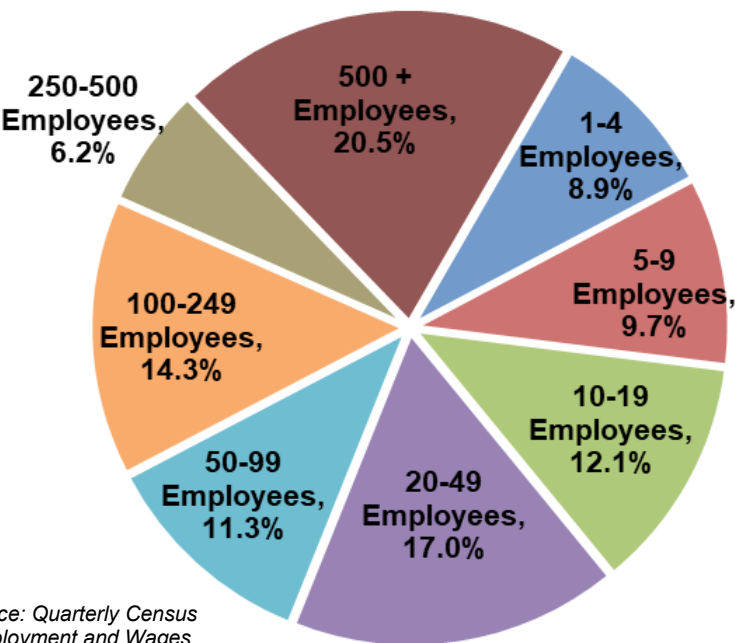
(541) 414 - 5325

**QualityInfo.org:** Your source for the latest economic data, highlights, and analysis.

Discover local new business openings, closures, and hiring events: [Business highlights](#)

Special Topic: Employment... How Are Workers Distributed?

Jackson County Employment Distribution by Firm Size  
First Quarter 2022



Source: Quarterly Census  
Employment and Wages

The special topic this month takes a look at how Jackson County employment was distributed by firm size in 2022. Firms can be classified in one of seven distinct categories depending on how many workers were employed that quarter.

Small businesses (less than 20 employees) employed 30.7% of private workers.

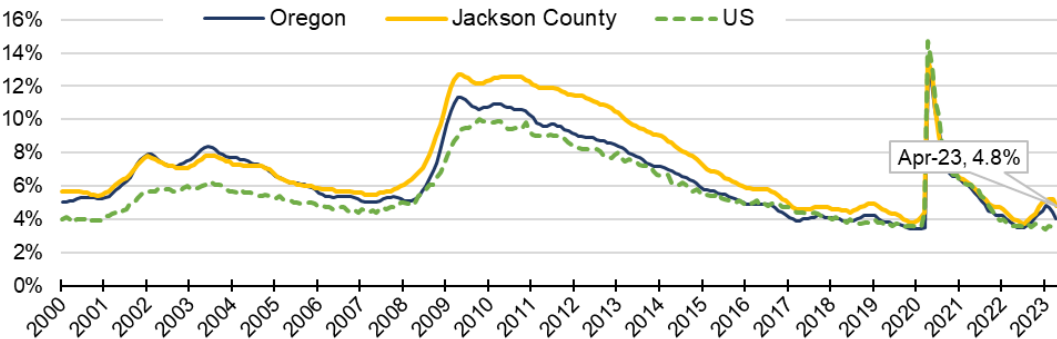
Medium size firms (20-49 employees) employed 17.0% of private workers.

Larger firms (50+ employees) employed 52.3% of private workers.

Firms with 500+ employees held the largest share of employment.

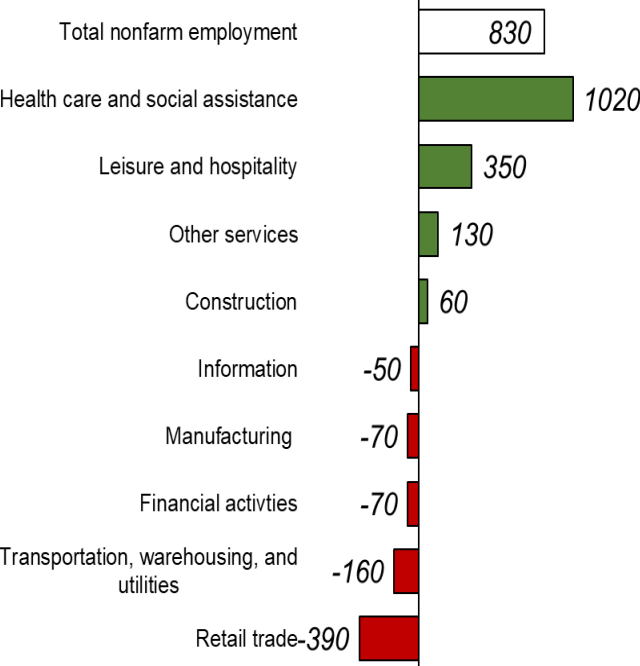
Unemployment Rate at 4.8%

- Jackson County has the lowest unemployment rate in Southern Oregon
- Unemployment rate April 2022 was 4.0%



Source: Oregon Employment Department, LAUS

Total nonfarm employment



Source: Oregon Employment Department, CES

Industry Employment Change: April 2022 to April 2023

Jackson County adds 830 jobs over the year

- Payroll employment up 0.9% over the year
- Health care and social assistance adding most jobs over the year
- [Detailed April Employment Press Release](#)

Carlos Diaz— Southern Oregon Workforce Analyst

[Carlos.D.Diaz@employ.oregon.gov](mailto:Carlos.D.Diaz@employ.oregon.gov)

(541) 414 - 5325

[QualityInfo.org](#): Your source for the latest local economic data, highlights, and analysis.

Discover local new business openings, closures, and hiring events: [Business highlights](#)