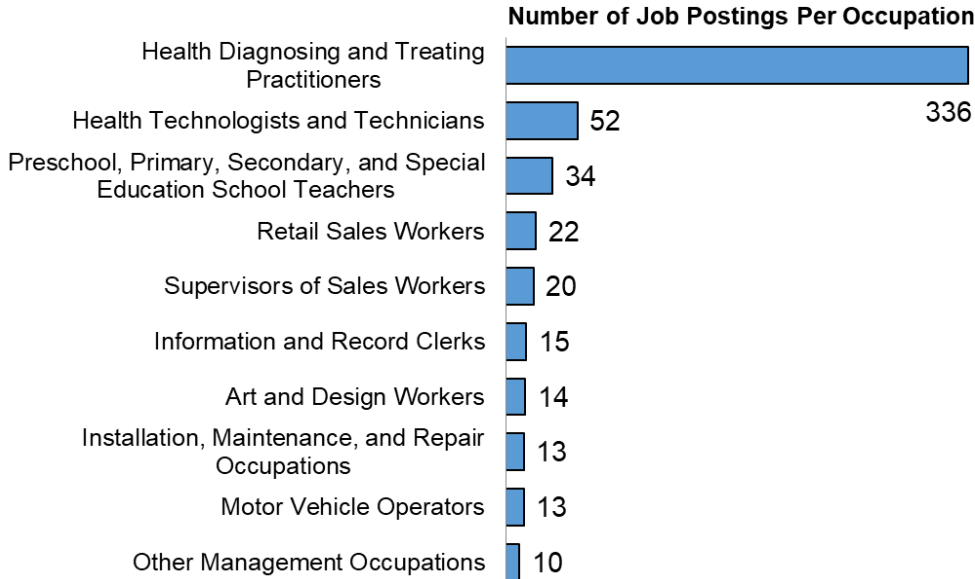


**Special Topic: Hiring... Who Are Employers Hiring?**

**Top 10 In-Demand Occupations (Past 60 Days)**  
 Josephine County



To better understand the workers that are in demand, we can turn to Help Wanted OnLine ads (HWOL). HWOL measures real-time labor demand captured through online job postings.

Pictured to the left are the occupations with the most hiring demand in the last 60 days for Grants Pass (from February 27—April 27). The number next to each bar represents how many jobs were posted for that occupation.

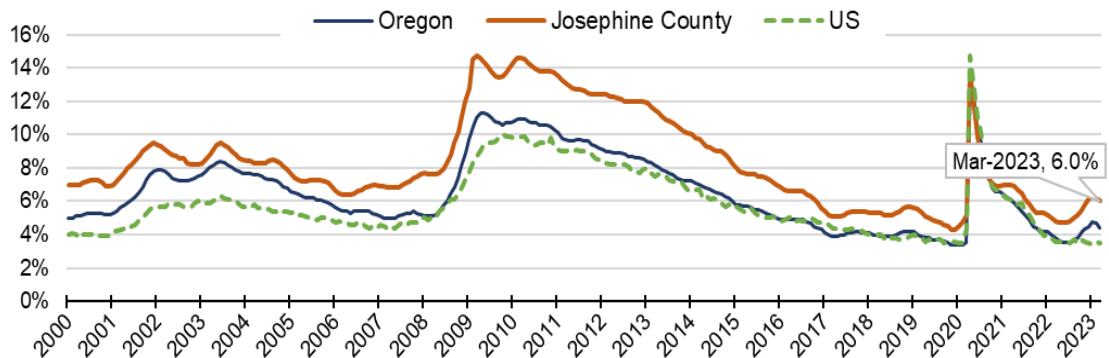
There were 719 non-duplicated jobs posted during the 60 day period. Health care related occupations are currently in high demand, the number one occupation was a registered nurse which appeared in 256 postings.

Source: The Conference Board: Labor Insight HWOL Data

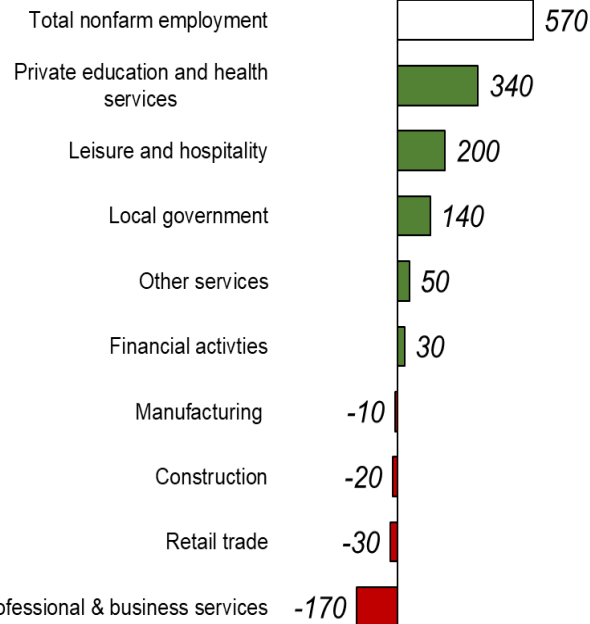
**Unemployment Rate at 6%**

- Unemployment rate March 2022 was 4.8%
- Unemployment rate March 2021 was 7%

[More info on unemployment](#)



Source: Oregon Employment Department, LAUS



Source: Oregon Employment Department, CES

**Industry Employment Change: March 2022 to March 2023**  
Josephine County adds 570 jobs over the year

- Payroll employment up **2.1%** over the year
- **200** jobs above March 2020 pre-pandemic total
- [Detailed March Employment Press Release](#)

**Carlos Diaz—Southern Oregon Workforce Analyst**

[Carlos.D.Diaz@employ.oregon.gov](mailto:Carlos.D.Diaz@employ.oregon.gov)

(541) 414 - 5325

**QualityInfo.org:** Your source for the latest economic data, highlights, and analysis.

Discover local new business openings, closures, and hiring events: [Business highlights](#)

**Special Topic: Hiring... Who Are Employers Hiring?**

**Top 10 In-Demand Occupations (Past 60 Days)**

Jackson County



To better understand the workers that are in demand, we can turn to Help Wanted OnLine ads (HWOL). HWOL measures real-time labor demand captured through online job postings.

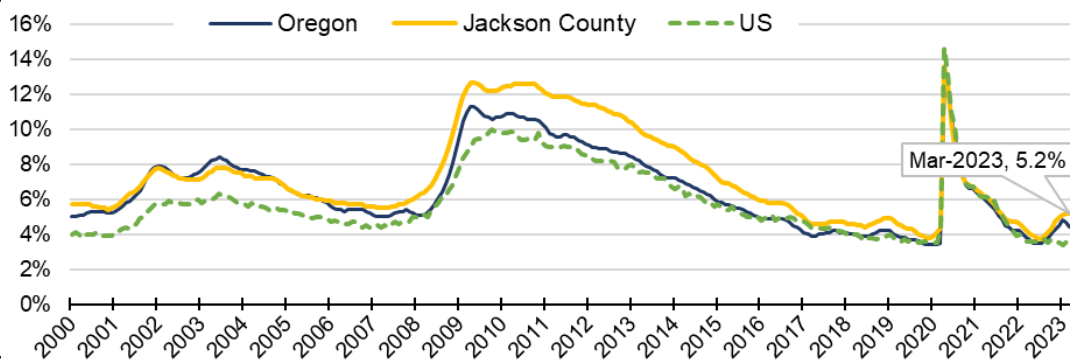
Pictured to the left are the occupations with the most hiring demand in the last 60 days for Medford (from February 27—April 27). The number next to each bar represents how many jobs were posted for that occupation.

There were 2,808 non-duplicated jobs posted during the 60 day period. Health care occupations are currently in high demand, four of the top 10 occupations were health care related jobs. The number one occupation was a registered nurse which appeared in 551 postings.

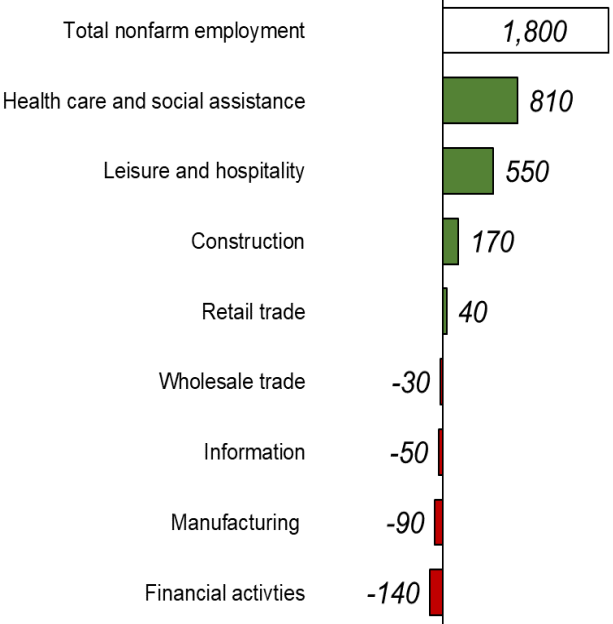
Source: The Conference Board: Labor Insight HWOL Data

**Unemployment Rate at 5.2%**

- Jackson County has the lowest unemployment rate in Southern Oregon
- Unemployment rate March 2022 was 4.2%



Source: Oregon Employment Department, LAUS



**Industry Employment Change: March 2022 to March 2023**

*Jackson County adds 1,800 jobs over the year*

- Payroll employment up **2%** over the year
- **130** jobs below March 2020 pre-pandemic total
- [Detailed March Employment Press Release](#)

**Carlos Diaz— Southern Oregon Workforce Analyst**

[Carlos.D.Diaz@employ.oregon.gov](mailto:Carlos.D.Diaz@employ.oregon.gov)  
 (541) 414 - 5325

[QualityInfo.org](http://QualityInfo.org): Your source for the latest local economic data, highlights, and analysis.

Discover local new business openings, closures, and hiring events: [Business highlights](#)