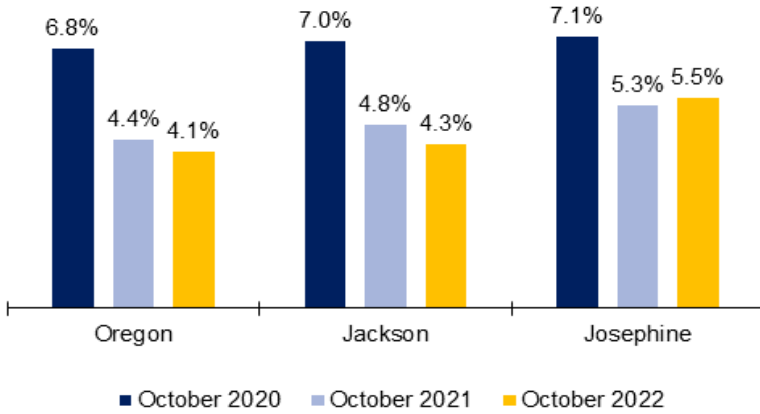


Jackson & Josephine Counties

November 2022 Edition

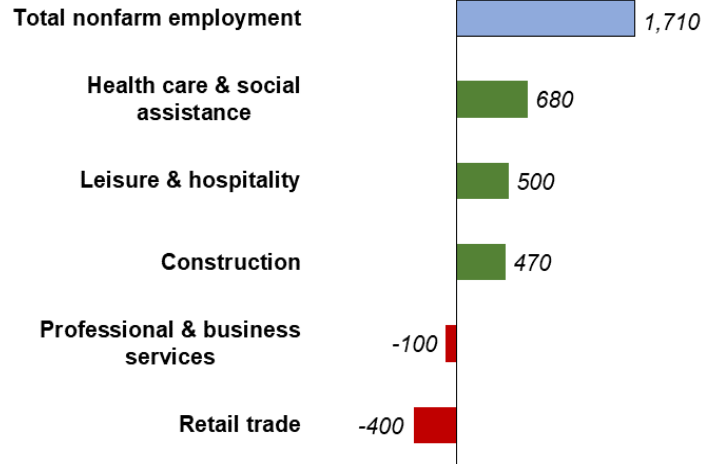
Statewide and Local Unemployment Rates (Seasonally adjusted)



Source: Oregon Employment Department, Local Area Unemployment Statistics

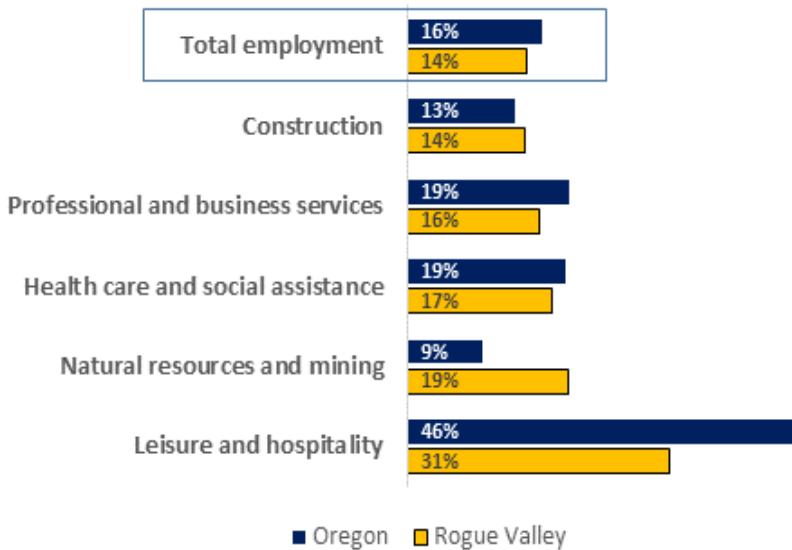
Selected Industry Gains and Losses (October 2021 to October 2022 Change)

Jackson County



Source: Oregon Employment Department, Current Employment Estimates

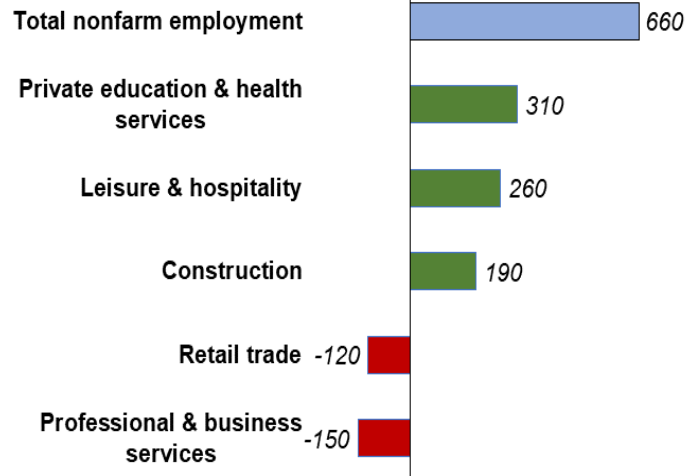
Graph of the Month: Selected Industry Employment Projections, 2020-2030



Source: Oregon Employment Department, 10-Year Employment Projections

According to projections from the Oregon Employment Department, Oregon's total employment is expected to grow by 16% or 317,600 jobs while the Rogue Valley is anticipating a very similar growth rate of 14% or 17,160 jobs to be added. Big industries such as health care and social assistance are projected to add 4,020 jobs, the most in any sector from the Valley. At the top of the growth list sits leisure and hospitality with 31% projected change from 2020 to 2030, an industry still recovering from job losses from the pandemic. Among the 3,780 jobs expected in leisure and hospitality, 3,080 of those are expected in accommodation and food services.

Josephine County



Source: Oregon Employment Department, Current Employment Estimates

**Carlos Diaz, Workforce Analyst/Economist
for Jackson, Josephine, Coos, and Curry Counties**
Carlos.D.Diaz@employ.oregon.gov
(541) 414 - 5325

Twitter: twitter.com/OED_Research
Website: qualityinfo.org

The Quality Info website has a new look and feel, contact me for any navigation questions!