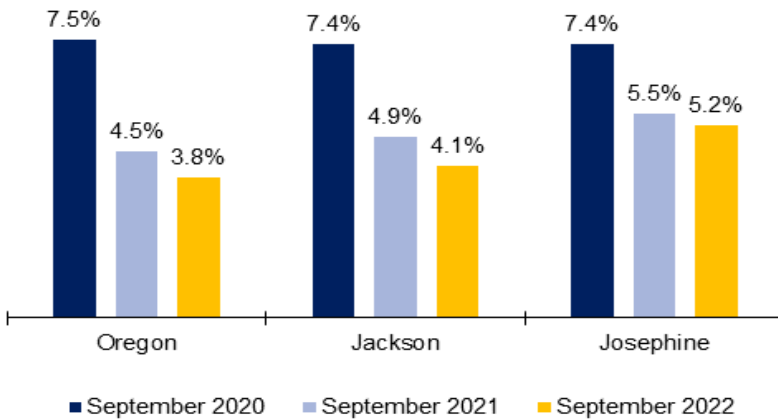


Jackson & Josephine Counties

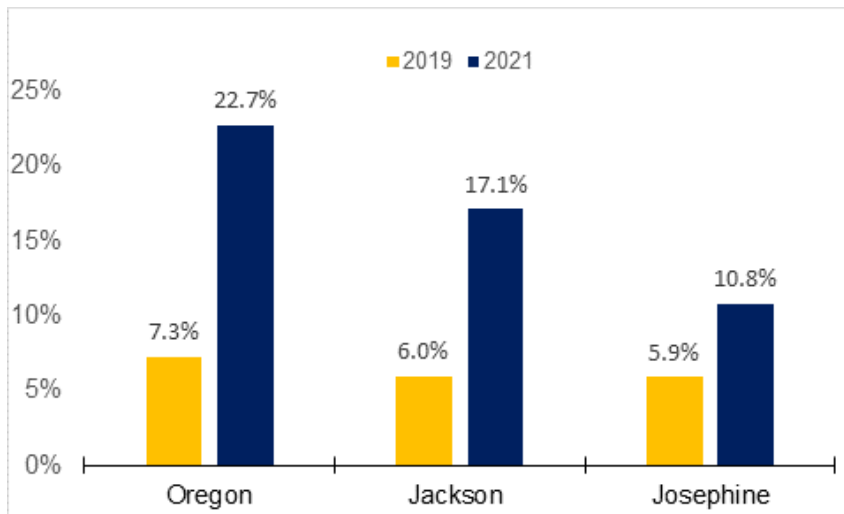
October 2022 Edition

Statewide and Local Unemployment Rates (Seasonally adjusted)



Source: Oregon Employment Department, Local Area Unemployment Statistics

Graph of the Month: Percentage of Workers Who Work From Home

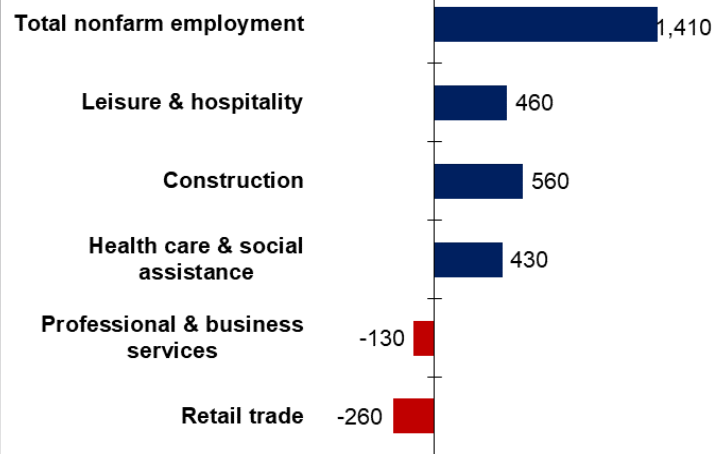


Source: U.S. Census American Community Survey Table ID: DP03, 2019 and 2021 1-Year Estimates

According to the American Community Survey, the percentage of Oregonians who worked from home increased from 7.3% in 2019 to 22.7% in 2021. This was a 15.4 percentage point increase from prior to the pandemic. Jackson and Josephine counties saw similar spikes in number of remote workers with Jackson County increasing by 10,204 and Josephine increasing by 1,539 from 2019 to 2021.

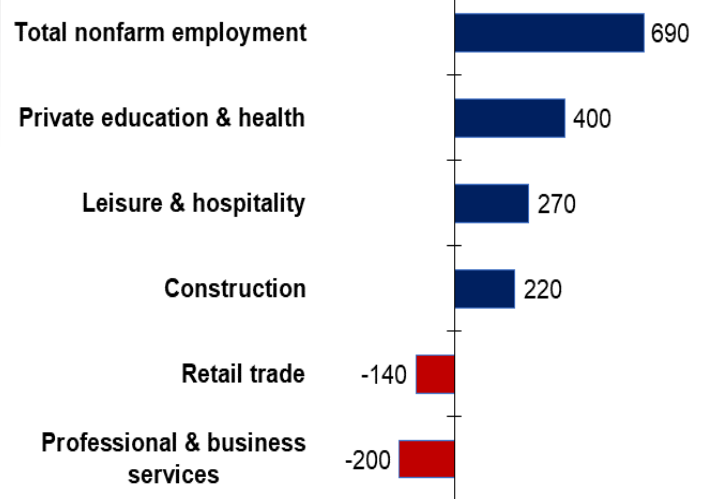
Selected Industry Gains and Losses (Over-the-year net employment change)

Jackson County



Source: Oregon Employment Department, Current Employment Estimates

Josephine County



Source: Oregon Employment Department, Current Employment Estimates

Carlos Diaz, Workforce Analyst/Economist
for Jackson, Josephine, Coos, and Curry Counties
Carlos.D.Diaz@employ.oregon.gov
(541) 414 - 5325

Follow our blog: oregonemployment.blogspot.com
Twitter: twitter.com/OED_Research
Website: qualityinfo.org