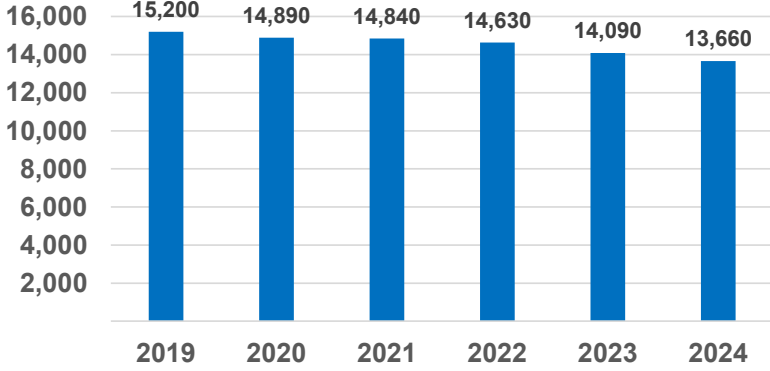


Special Topic: Holiday Retail Employment

Jackson County Retail Employment December



Source: Oregon Employment Department, CES

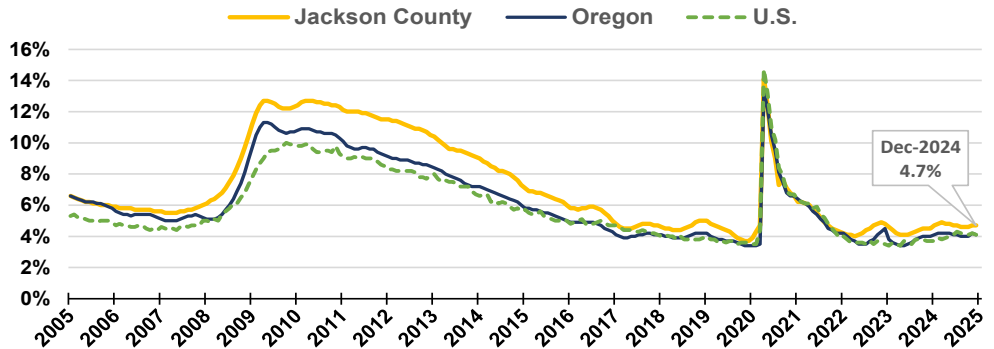
This graph depicts a six year snapshot of retail employment in Jackson County during the month of December when retail employment is typically at its highest. This past December retail employment decreased by 430 jobs compared to December 2023, a modest loss. In December 2024 the retail sector accounted for 15.1% of all nonfarm employment in Jackson County.

Retail employment ranged from a low of 13,660 in 2024 to a high of 15,200 in 2019. Employment levels in this sector have been declining year over year. Statewide the sector reached a new high in April 2022 but has since been declining.

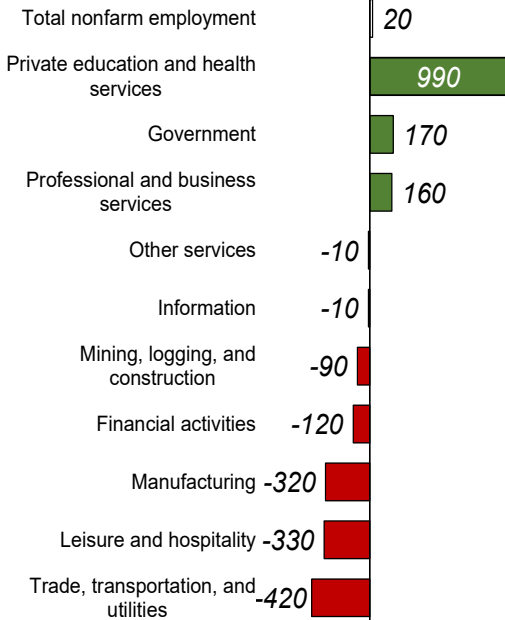
Unemployment Rate at 4.7%

- Unemployment rate in December 2023 was 4.5%
- Seasonally adjusted unemployment rate was +/- 0.2% over the year ranging from 4.7% to 4.9%

[More info on unemployment](#)



Source: Oregon Employment Department, LAUS



Source: Oregon Employment Department, CES

Industry Employment Change: Dec 2023 to Dec 2024

Jackson County employment gained 20 jobs over the year

- Payroll employment remained stable over the year
- [Detailed November Employment Press Release](#)

Jeff McAllister — Workforce Analyst for Southern Oregon

Jeff.S.McAllister@employ.oregon.gov

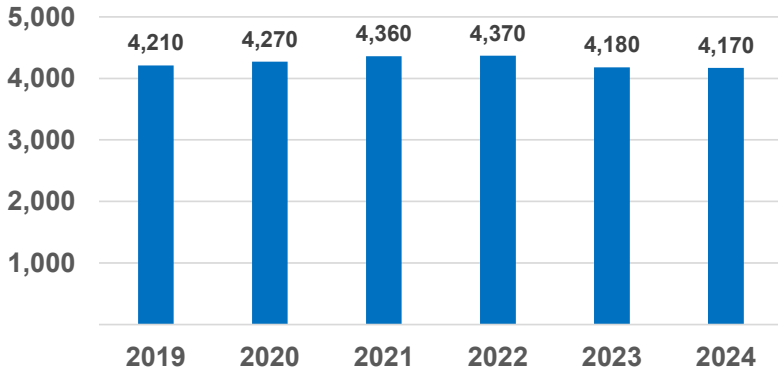
(541) 414 - 5325

QualityInfo.org: Your source for the latest economic data, highlights, and analysis.

Discover local new business openings, closures, and hiring events: [Business highlights](#)

Special Topic: Holiday Retail Employment

Josephine County Retail Employment December



Source: Oregon Employment Department, CES

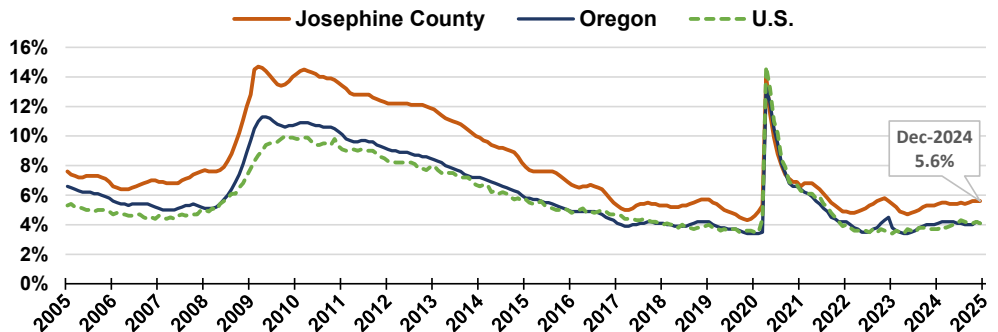
This graph depicts a six year snapshot of retail employment in Josephine County during the month of December when retail employment is typically at its highest. This past December retail employment decreased by 10 jobs compared to December 2023, a modest loss. In December 2024 the retail sector accounted for 15.3% of all nonfarm employment in Josephine County.

During this time period retail employment ranged from a low of 4,170 in 2024 to a high of 4,370 in 2022. Employment levels now are below what they were during the COVID-19 pandemic. Statewide the sector reached a new high in April 2022 but has since been declining.

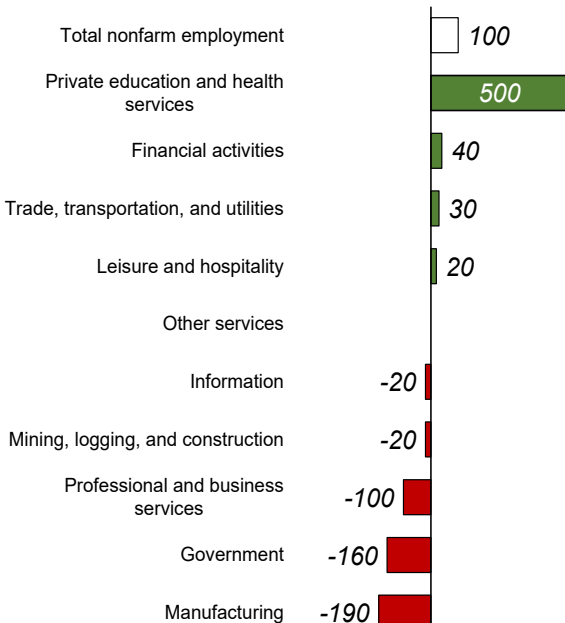
Unemployment Rate at 5.6%

- Unemployment rate in December 2023 was 5.3%
- Seasonally adjusted unemployment rate was +/- 0.2% over the year ranging from 5.4% to 5.6%

[More info on unemployment](#)



Source: Oregon Employment Department, LAUS



Source: Oregon Employment Department, CES

Industry Employment Change: Dec 2023 to Dec 2024

*Josephine County employment gained **100 jobs** over the year*

- Payroll employment up **0.4%** over the year
- [Detailed December Employment Press Release](#)

Jeff McAllister — Workforce Analyst for Southern Oregon

Jeff.S.McAllister@employ.oregon.gov

(541) 414 - 5325

[QualityInfo.org](#): Your source for the latest economic data, highlights, and analysis.

Discover local new business openings, closures, and hiring events: [Business highlights](#)