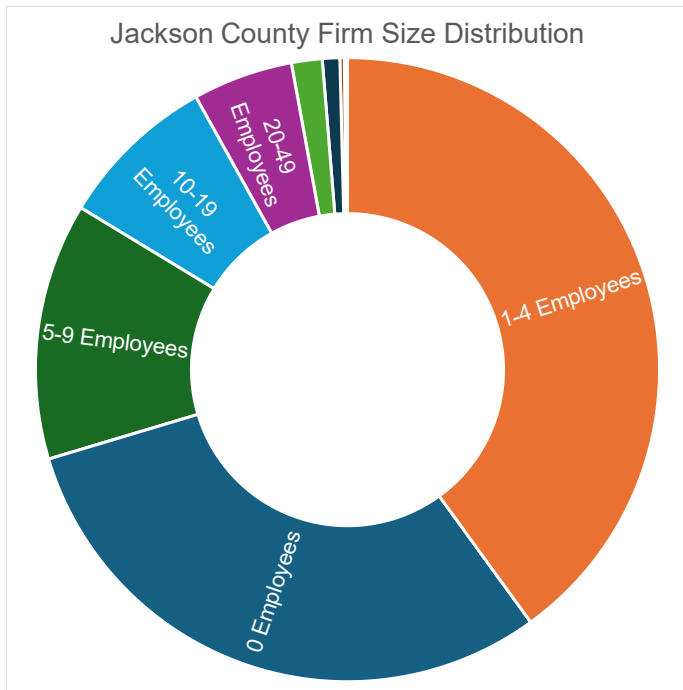


Special Topic: Private Firm Size Distribution



Source: Oregon Employment Department

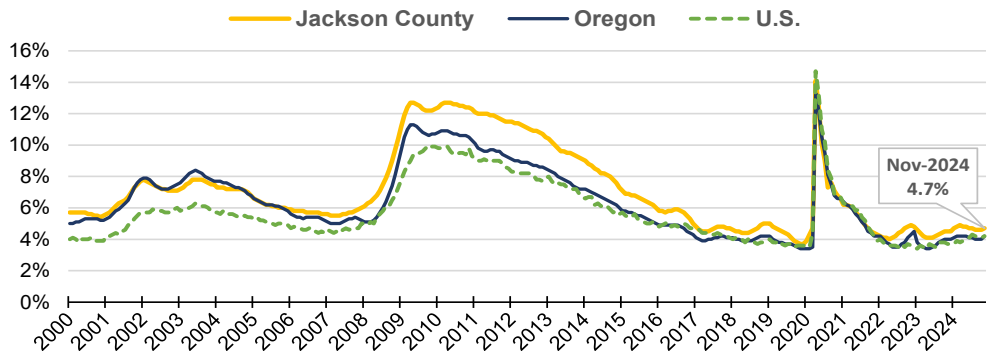
The vast majority of private firms in Jackson County have fewer than five employees as of July 2020. These 5,219 firms made up 70.4% of all firms and employed 5,763 workers. At the other end of the size spectrum there were 214 firms with 50 employees or more which were 1.3% of all firms that added 37,296 jobs.

The average quarterly wage paid out by firms with fewer than five employees was \$12,870. Larger firms in the 500+ employee category paid around \$10,000 more compared to these smaller firms. Large firms paid an average quarterly wage of \$22,890.

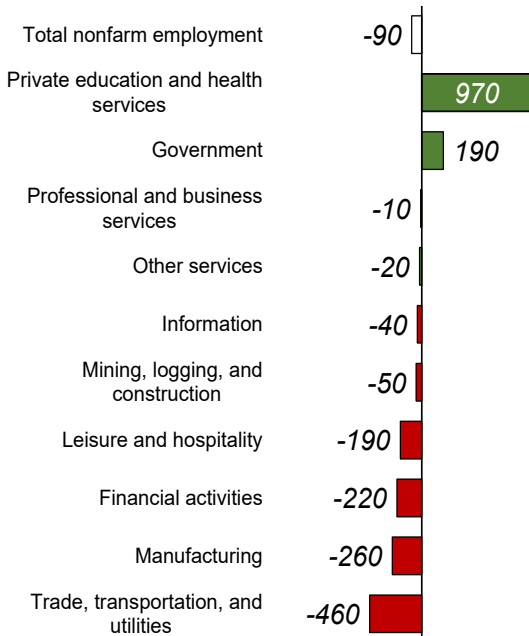
Unemployment Rate at 4.7%

- Unemployment rate in November 2023 was 4.5%
- Seasonally adjusted unemployment rate has been relatively stable since early 2024

[More info on unemployment](#)



Source: Oregon Employment Department, LAUS



Source: Oregon Employment Department, CES

Industry Employment Change: Nov 2023 to Nov 2024
Jackson County employment declined by 90 jobs over the year

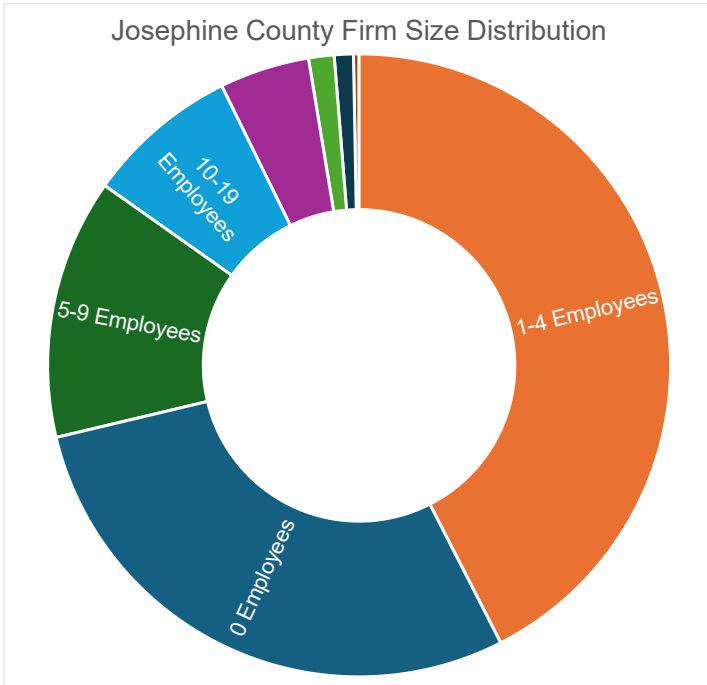
- Payroll employment down **0.1%** over the year
- [Detailed November Employment Press Release](#)

Jeff McAllister — Workforce Analyst for Southern Oregon
Jeff.S.McAllister@employ.oregon.gov
 (541) 414 - 5325

QualityInfo.org: Your source for the latest economic data, highlights, and analysis.

Discover local new business openings, closures, and hiring events: [Business highlights](#)

Special Topic: Private Firm Size Distribution



Source: Oregon Employment Department

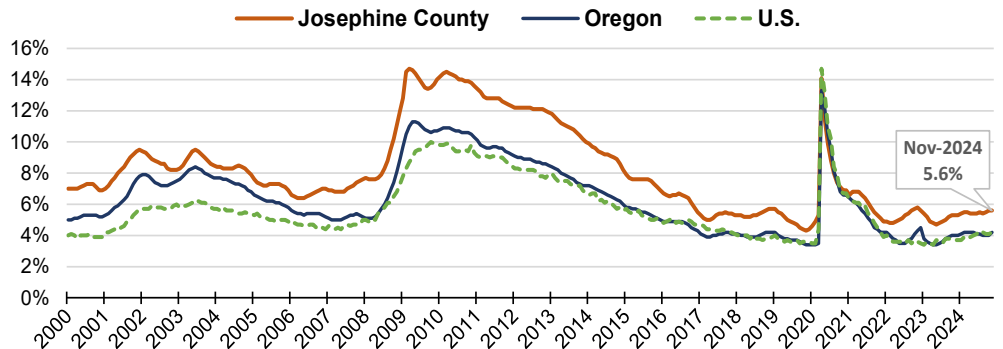
The vast majority of private firms in Josephine County have fewer than five employees as of July 2020. These 1,725 firms made up 71.3% of all firms and employed 1,966 workers. At the other end of the size spectrum there were 63 firms with 50 employees or more which were 2.6% of all firms that added 11,686 jobs.

There was not a significant difference in the average quarterly wages paid out by smaller firms compared to larger firms. Firms with fewer than five employees paid an average quarterly wage of \$10,660. Firms with 250-500 employees paid an average quarterly wage of \$10,540.

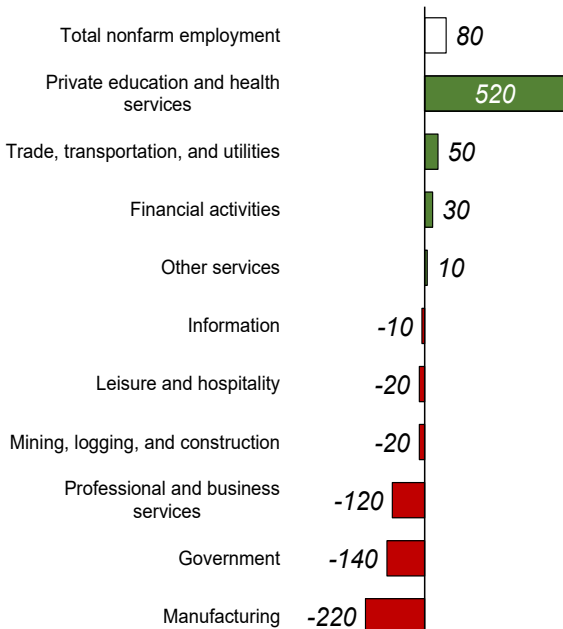
Unemployment Rate at 5.6%

- Unemployment rate in November 2023 was 5.3%
- Seasonally adjusted unemployment rate has been relatively stable since early 2024

[More info on unemployment](#)



Source: Oregon Employment Department, LAUS



Source: Oregon Employment Department, CES

Industry Employment Change: Nov 2023 to Nov 2024

Josephine County employment added 80 jobs over the year

- Payroll employment up **0.3%** over the year
- [Detailed November Employment Press Release](#)

Jeff McAllister — Workforce Analyst for Southern Oregon

Jeff.S.McAllister@employ.oregon.gov

(541) 414 - 5325

QualityInfo.org: Your source for the latest economic data, highlights, and analysis.

Discover local new business openings, closures, and hiring events: [Business highlights](#)