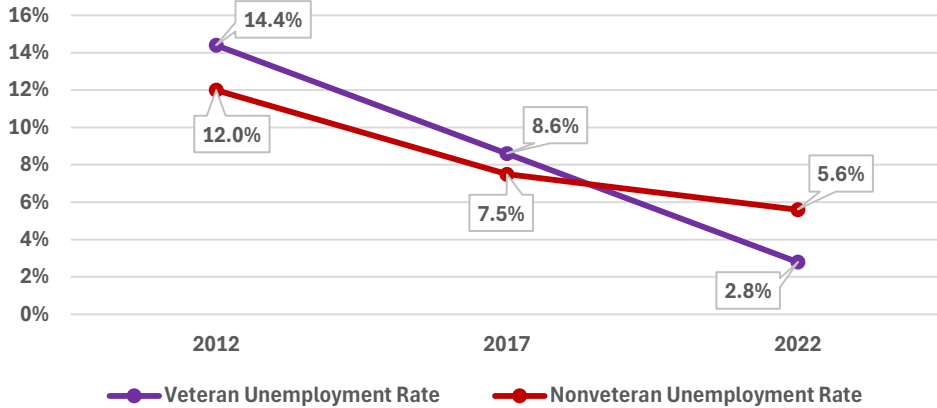


**Special Topic: Veteran and Nonveteran Unemployment**

**Jackson County Veteran and Nonveteran Unemployment Rate**



Source: U.S. Census ACS 5-Year S2101 Tables

The veteran unemployment rate in Jackson County has been decreasing since 2012. Veteran unemployment was at a high in 2012 at 14.4%. Over a 10-year period unemployment has decreased by 11.6 percentage points to 2.8% in 2022.

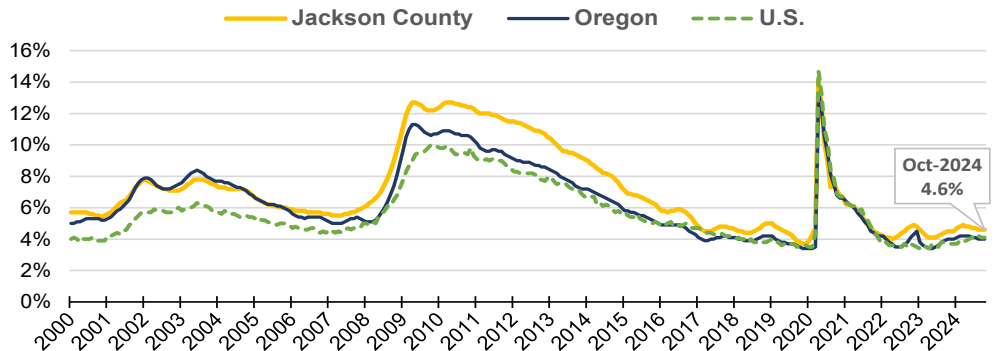
After 2017 the veteran population saw lower levels of unemployment relative to nonveterans. Nonveteran unemployment decreased by 6.4 percentage points from a high of 12% in 2012 to a low of 5.6% in 2022.

The differences between veteran and nonveteran unemployment rates was statistically significant in 2022.

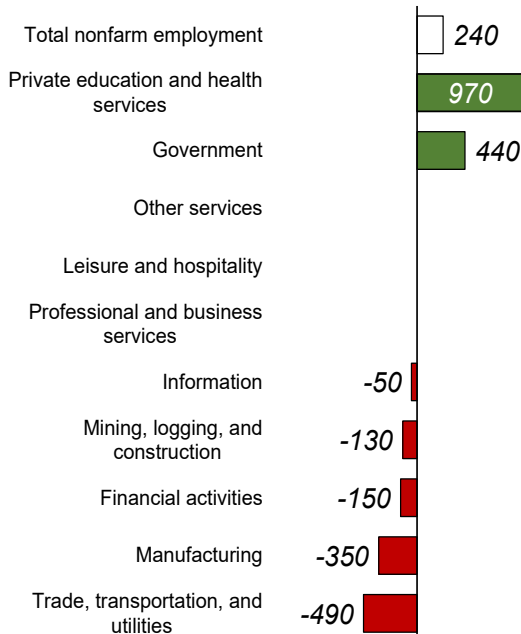
**Unemployment Rate at 4.6%**

- Unemployment rate in October 2023 was 4.5%
- Seasonally adjusted unemployment rate has been relatively stable since early 2024

[More info on unemployment](#)



Source: Oregon Employment Department, LAUS



Source: Oregon Employment Department, CES

**Industry Employment Change: Oct 2023 to Oct 2024**

*Jackson County employment gained 240 jobs over the year*

- Payroll employment up **0.1%** over the year
- [Detailed October Employment Press Release](#)

**Jeff McAllister — Workforce Analyst for Southern Oregon**

[Jeff.S.McAllister@employ.oregon.gov](mailto:Jeff.S.McAllister@employ.oregon.gov)

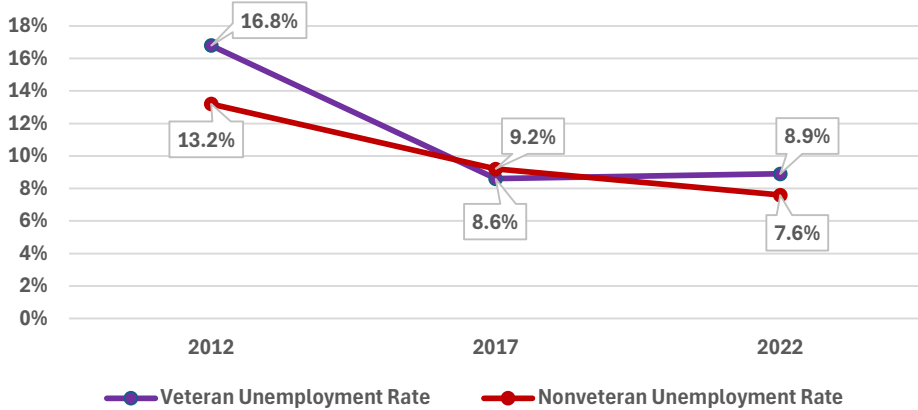
(541) 414 - 5325

**QualityInfo.org:** Your source for the latest economic data, highlights, and analysis.

Discover local new business openings, closures, and hiring events: [Business highlights](#)

**Special Topic: Veteran and Nonveteran Unemployment**

**Josephine County Veteran and Nonveteran Unemployment Rate**



Source: U.S. Census ACS 5-Year S2101 Tables

The veteran unemployment rate in Josephine County decreased from 2012 to 2017 and increased slightly thereafter. Veteran unemployment was at a high in 2012 at 16.8%. Over a 10-year period unemployment has decreased by 7.9 percentage points to 8.9% in 2022.

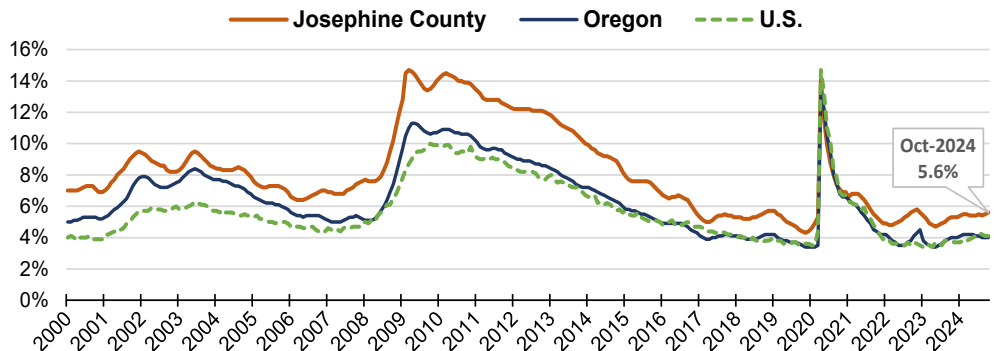
In 2017 the nonveteran population experienced higher levels of unemployment relative to veterans. Nonveteran unemployment decreased by 5.6 percentage points from a high of 13.2% in 2012 to a low of 7.6% in 2022.

The differences between these rates was not statistically significant in any of the years highlighted.

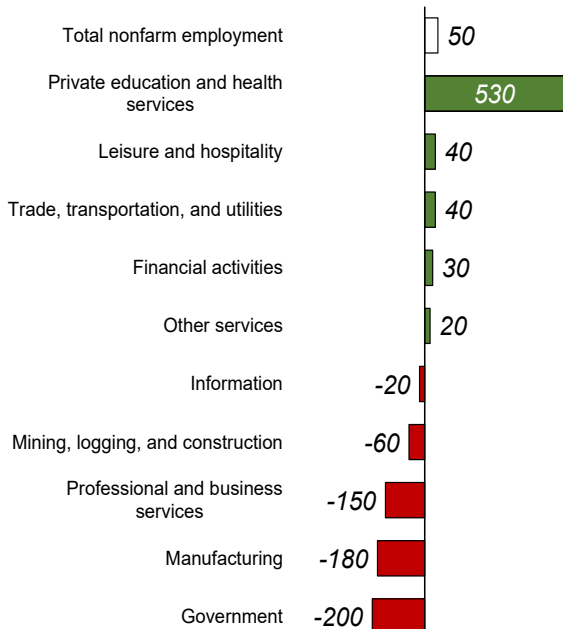
**Unemployment Rate at 5.6%**

- Unemployment rate in October 2023 was 5.3%
- Seasonally adjusted unemployment rate has been relatively stable since early 2024

[More info on unemployment](#)



Source: Oregon Employment Department, LAUS



Source: Oregon Employment Department, CES

**Industry Employment Change: Oct 2023 to Oct 2024**

Josephine County employment added 50 jobs over the year

- Payroll employment up **0.2%** over the year
- [Detailed October Employment Press Release](#)

**Jeff McAllister — Workforce Analyst for Southern Oregon**

[Jeff.S.McAllister@employ.oregon.gov](mailto:Jeff.S.McAllister@employ.oregon.gov)

(541) 414 - 5325

[QualityInfo.org](#): Your source for the latest economic data, highlights, and analysis.

Discover local new business openings, closures, and hiring events: [Business highlights](#)