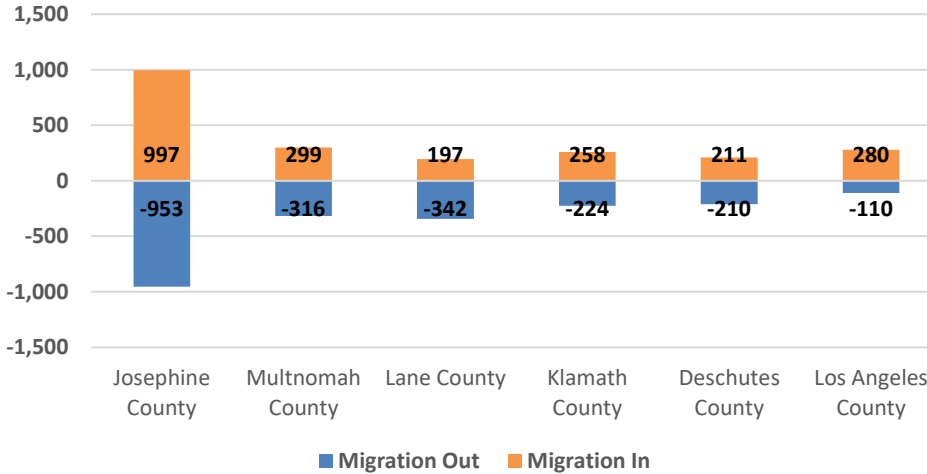


Special Topic: County Migration 2021-2022

Jackson County Migration



This is a snapshot of the top counties for migration in and out of Jackson County based on Internal Revenue Service data. Jackson experienced a net population gain from Josephine and Klamath counties in Oregon and Los Angeles county, California. A higher proportion of individuals moved out than in to Multnomah, Lane, and Klamath counties.

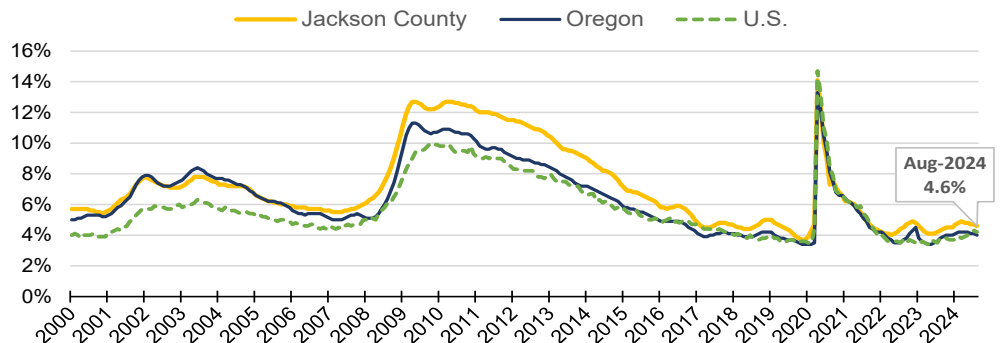
In terms of total migration, Josephine County accounts for about one out of 10 individuals moving in or out of Jackson County. Lane County represented 4% of total migration out and 2% of migration in. Multnomah, Klamath, and Los Angeles counties contributed about 3% each for migration into the county.

Source: Oregon Employment Department and Internal Revenue Service

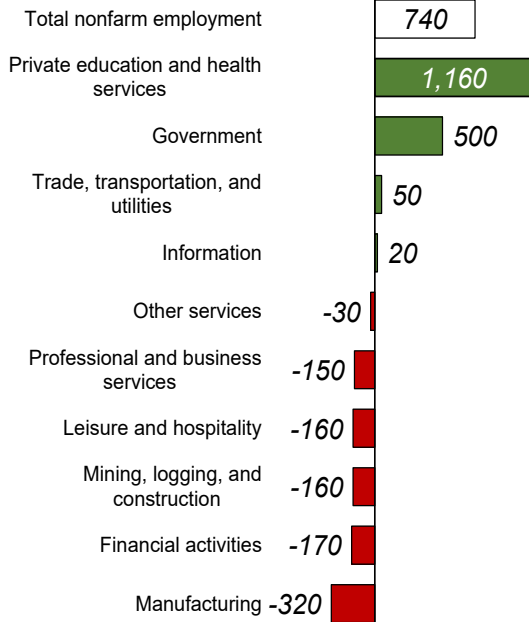
Unemployment Rate at 4.6%

- Unemployment rate in August 2023 was 4.3%
- Seasonally adjusted unemployment rate has been relatively static since early 2024

[More info on unemployment](#)



Source: Oregon Employment Department, LAUS



Source: Oregon Employment Department, CES

Industry Employment Change: August 2023 to August 2024

Jackson County employment added 740 jobs over the year

- Payroll employment up **0.8%** over the year
- [Detailed August Employment Press Release](#)

Jeff McAllister — Workforce Analyst for Southern Oregon

Jeff.S.McAllister@employ.oregon.gov

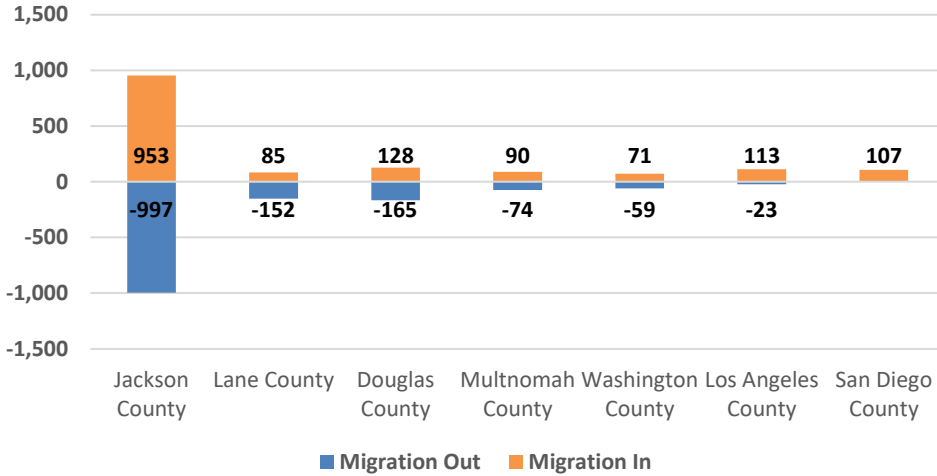
(541) 414 - 5325

QualityInfo.org: Your source for the latest economic data, highlights, and analysis.

Discover local new business openings, closures, and hiring events: [Business highlights](#)

Special Topic: County Migration 2021-2022

Josephine County Migration



This is a snapshot of the top counties for migration in and out of Josephine County based on Internal Revenue Service data. Josephine experienced a net population gain from Multnomah and Washington counties in Oregon and Los Angeles and San Diego counties in California. A higher proportion of individuals moved out than in to Jackson, Lane, Douglas, and Washington counties.

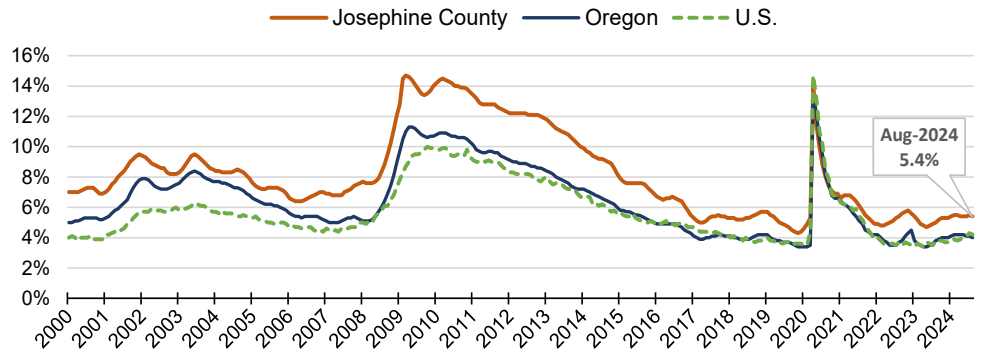
In terms of total migration, Jackson County accounts for about one out of four individuals moving in or out of Josephine County. Lane County represented 4% of total migration out and 2% of migration in. Los Angeles, San Diego and Douglas counties contributed about 3% each for migration in.

Source: Oregon Employment Department and Internal Revenue Service

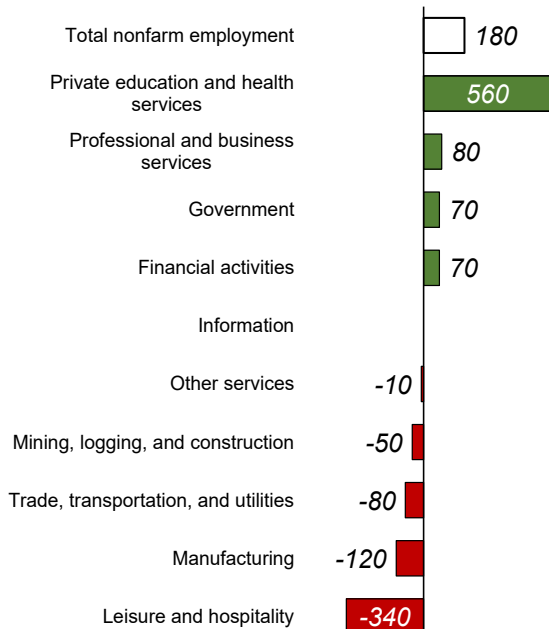
Unemployment Rate at 5.4%

- Unemployment rate in August 2023 was 5.0%
- Seasonally adjusted unemployment rate has been relatively static since early 2024

[More info on unemployment](#)



Source: Oregon Employment Department, LAUS



Source: Oregon Employment Department, CES

Industry Employment Change: Aug 2023 to Aug 2024

Josephine County employment added 180 jobs over the year

- Payroll employment up **0.7%** over the year
- [Detailed August Employment Press Release](#)

Jeff McAllister — Workforce Analyst for Southern Oregon

Jeff.S.McAllister@employ.oregon.gov

(541) 414 - 5325

[QualityInfo.org](#): Your source for the latest economic data, highlights, and analysis.

Discover local new business openings, closures, and hiring events: [Business highlights](#)