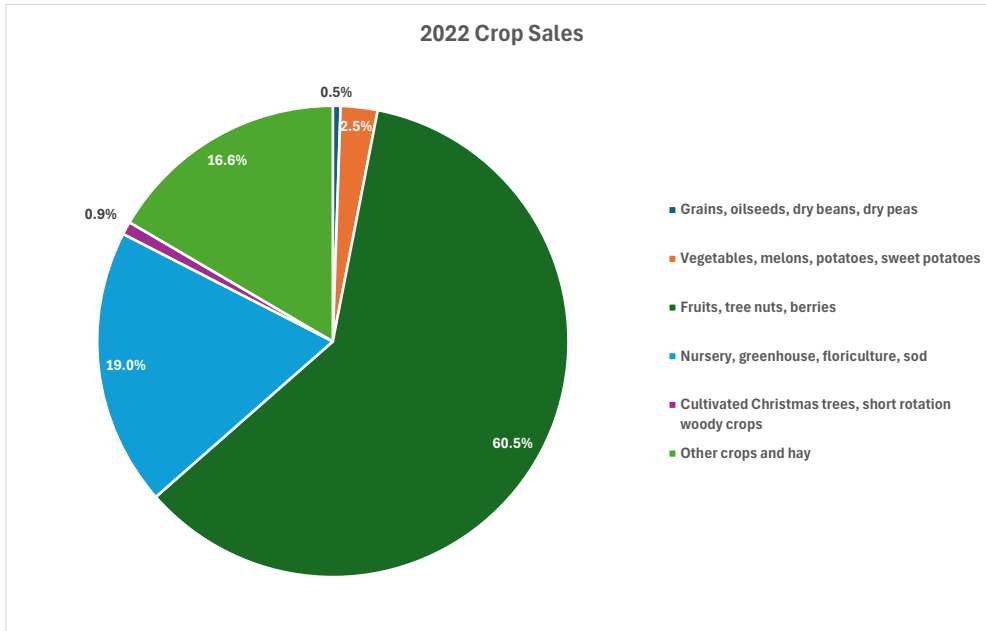


**Special Topic: 2022 Census of Agriculture Sales**



Jackson County sold \$105 million in agricultural products in 2022. Crop sales accounted for 83% of all agricultural sales, generating \$87 million.

Fruits, tree nuts, and berries made up nearly 61% of all crop sales with \$53 million. Nursery, greenhouse, floriculture, and sod was the second highest grossing segment bringing in \$17 million, or 19%. These two categories combined for over 80% of crop sales.

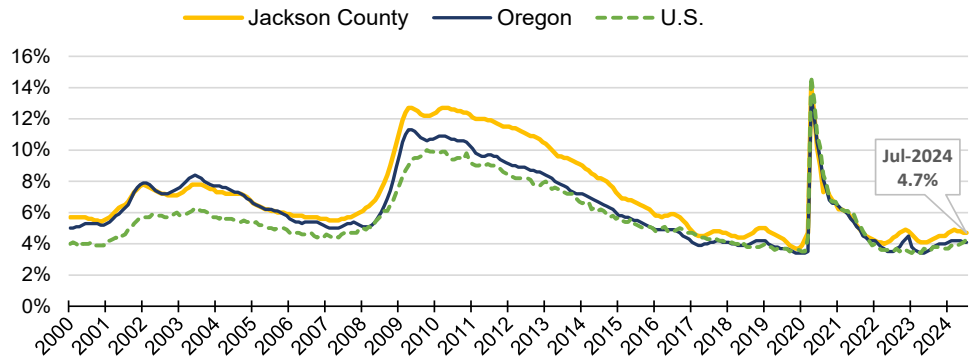
Of particular interest, Jackson County was 8th out of 36 counties for sales of fruits, tree nuts, and berries. This placed the county in the top 3% nationwide. While ranking 7th in the state for other animals and animal products, Jackson was found in top 7% nationally.

Source: 2022 Census of Agriculture

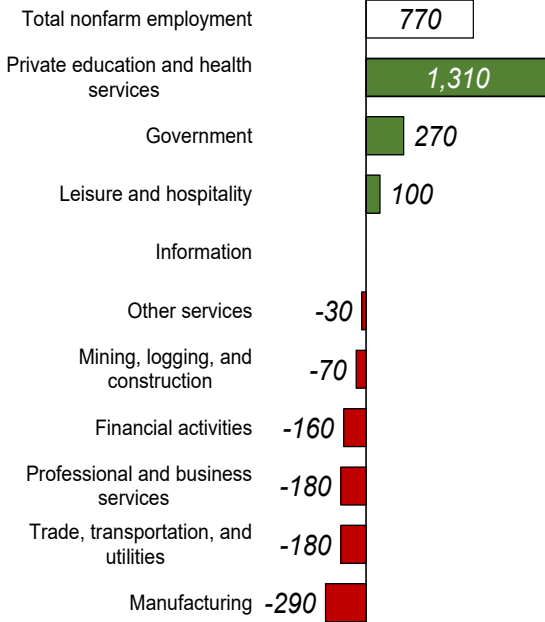
**Unemployment Rate at 4.7%**

- Unemployment rate in July 2023 was 4.2%
- Seasonally adjusted unemployment rate has been relatively static since early 2024

[More info on unemployment](#)



Source: Oregon Employment Department, LAUS



Source: Oregon Employment Department, CES

**Industry Employment Change: July 2023 to July 2024**  
Jackson County employment added 770 jobs over the year

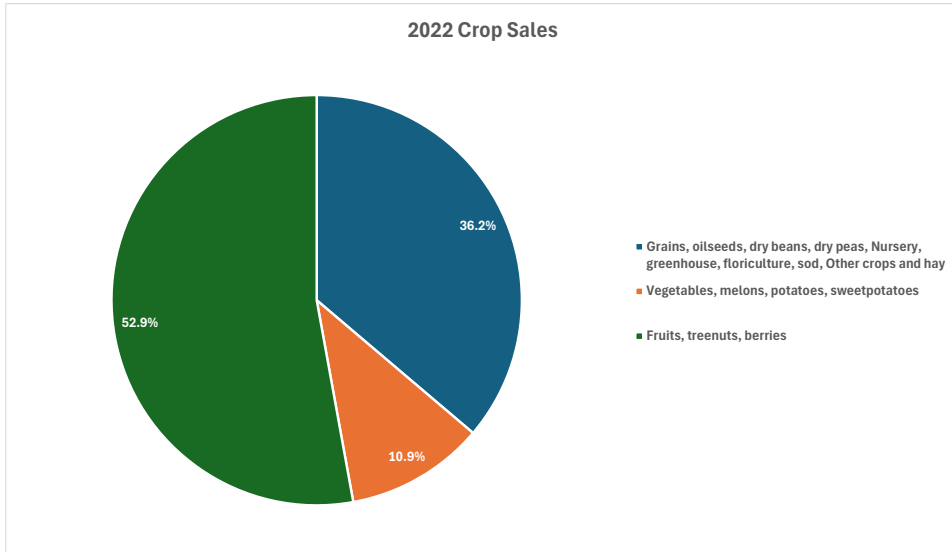
- Payroll employment up **0.9%** over the year
- [Detailed July Employment Press Release](#)

**Jeff McAllister — Workforce Analyst for Southern Oregon**  
[Jeff.S.McAllister@employ.oregon.gov](mailto:Jeff.S.McAllister@employ.oregon.gov)  
 (541) 414 - 5325

**QualityInfo.org:** Your source for the latest economic data, highlights, and analysis.

Discover local new business openings, closures, and hiring events: [Business highlights](#)

**Special Topic: 2022 Census of Agriculture Sales**



Josephine County sold \$38 million in agricultural products in 2022. Crop sales accounted for 64% of all agricultural sales, generating \$25 million.

Fruits, tree nuts, and berries made up nearly 53% of all crop sales with \$13 million. Vegetables, melons, potatoes, and sweet potatoes brought in \$3 million, or 11%. These two categories combined for over 63% of crop sales.

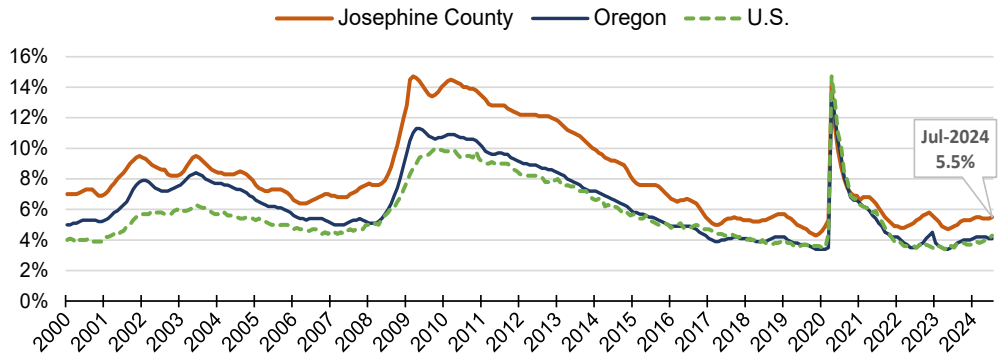
Of particular interest Josephine County was 15th out of 33 counties for sales of fruits, tree nuts, and berries. This placed the county in the top 6% nationwide. While ranking 12th in the state for milk from cows, Josephine was found in top 27% nationally.

Source: 2022 Census of Agriculture

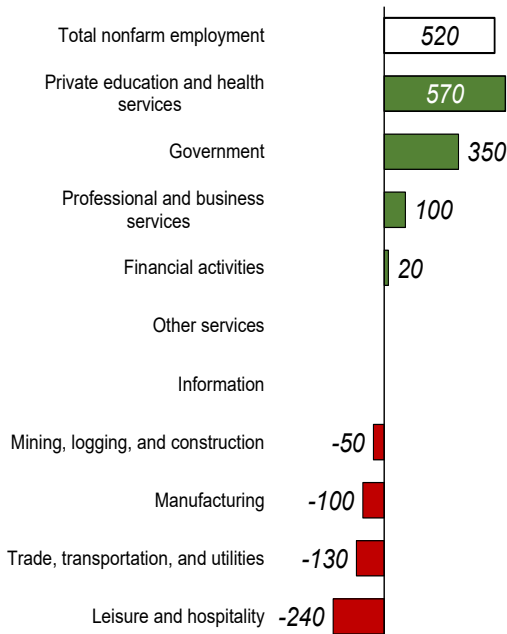
**Unemployment Rate at 5.5%**

- Unemployment rate in July 2023 was 4.9%
- Seasonally adjusted unemployment rate has been relatively static since early 2024

[More info on unemployment](#)



Source: Oregon Employment Department, LAUS



Source: Oregon Employment Department, CES

**Industry Employment Change: July 2023 to July 2024**

*Jackson County employment added 520 jobs over the year*

- Payroll employment up **1.9%** over the year
- [Detailed July Employment Press Release](#)

**Jeff McAllister — Workforce Analyst for Southern Oregon**

[Jeff.S.McAllister@employ.oregon.gov](mailto:Jeff.S.McAllister@employ.oregon.gov)

(541) 414 - 5325

**QualityInfo.org:** Your source for the latest economic data, highlights, and analysis.

Discover local new business openings, closures, and hiring events: [Business highlights](#)