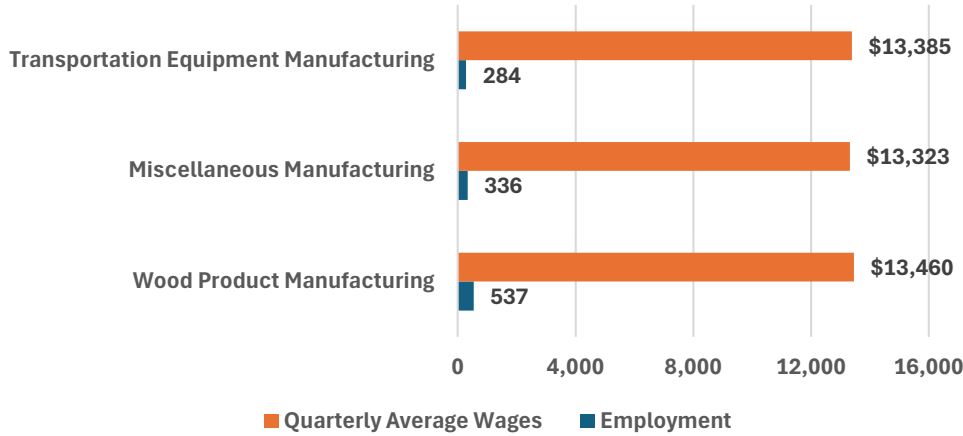


Special Topic: Q1 Manufacturing Subsector Snapshot

Employment and Quarterly Average Wages



Across Oregon wood product manufacturing is a large employer within the manufacturing sector. This past quarter the subsector employed 537 workers and paid an average quarterly wage of \$13,460. This subsector alone accounts for approximately 19% of the manufacturing workforce.

Miscellaneous manufacturing and transportation equipment manufacturing are two other large employers in the sector. Miscellaneous manufacturing is a comprehensive group of businesses that aren't easily classified as other types of manufacturers.

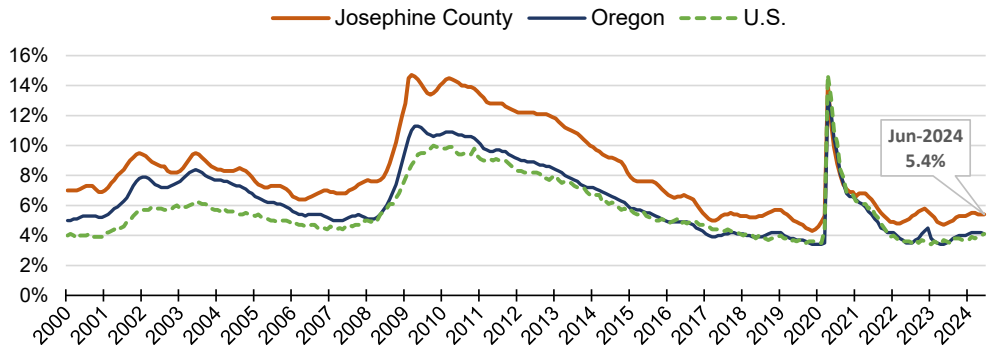
The manufacturing sector overall comprises about 10.4% of the workforce in all privately owned companies in Josephine county.

Source: Oregon Employment Department, QCEW

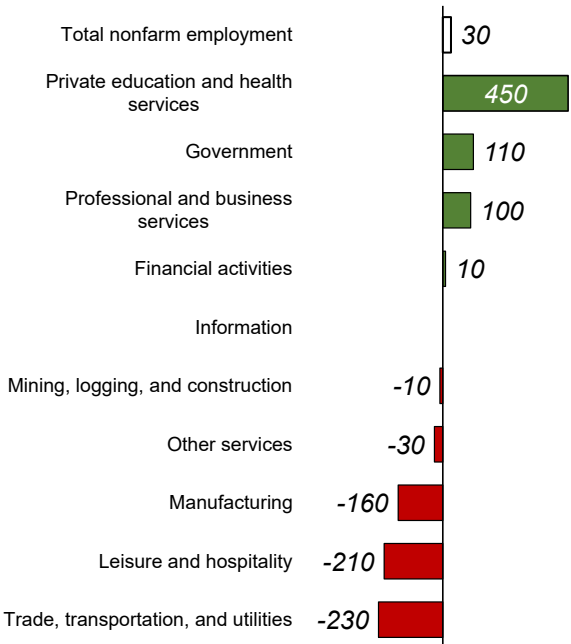
Unemployment Rate at 5.4%

- Unemployment rate in June 2023 was 4.8%
- Seasonally adjusted unemployment rate has been relatively static since early 2024

[More info on unemployment](#)



Source: Oregon Employment Department, LAUS



Source: Oregon Employment Department, CES

Industry Employment Change: June 2023 to June 2024

Josephine County employment added 30 jobs over the year

- Payroll employment up 0.1% over the year
- [Detailed June Employment Press Release](#)

Jeff McAllister — Workforce Analyst for Southern Oregon

Jeff.S.McAllister@employ.oregon.gov

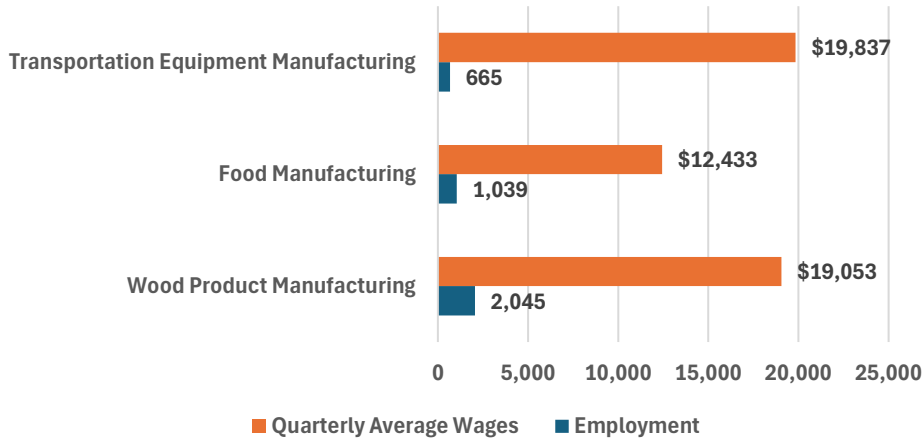
(541) 414 - 5325

QualityInfo.org: Your source for the latest economic data, highlights, and analysis.

Discover local new business openings, closures, and hiring events: [Business highlights](#)

Special Topic: Q1 Manufacturing Subsector Snapshot

Employment and Quarterly Average Wages



Across Oregon wood product manufacturing is a large employer within the manufacturing sector. This past quarter the subsector employed 2,045 workers and paid an average quarterly wage of \$19,053. This subsector alone accounts for approximately 30.1% of the manufacturing workforce.

Food manufacturing and transportation equipment manufacturing are two other large employers in the sector. These two subsectors represented another 25.1% of the manufacturing workforce.

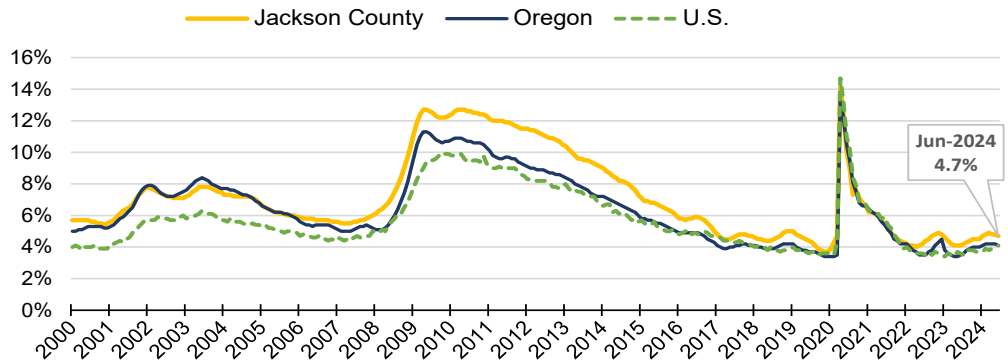
The manufacturing sector overall comprised about 8.4% of the workforce in all privately owned companies in Jackson county.

Source: Oregon Employment Department, QCEW

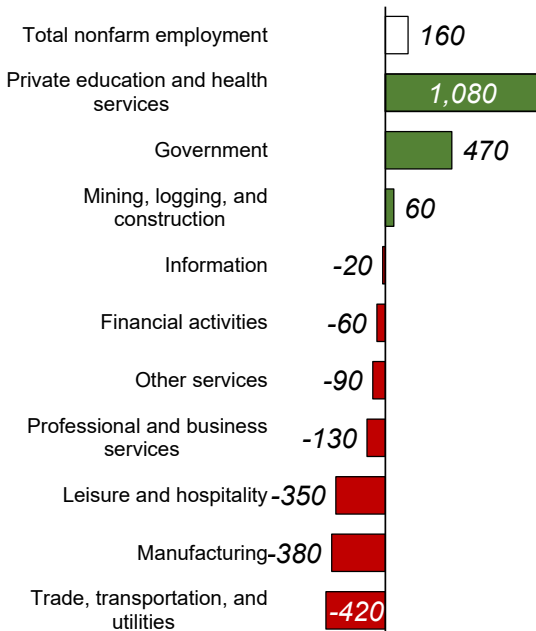
Unemployment Rate at 4.7%

- Unemployment rate in June 2023 was 4.1%
- Seasonally adjusted unemployment rate has been relatively static since early 2024

[More info on unemployment](#)



Source: Oregon Employment Department, LAUS



Source: Oregon Employment Department, CES

Industry Employment Change: June 2023 to June 2024

Jackson County employment added 160 jobs over the year

- Payroll employment up **0.2%** over the year
- [Detailed June Employment Press Release](#)

Jeff McAllister — Workforce Analyst for Southern Oregon

Jeff.S.McAllister@employ.oregon.gov

(541) 414 - 5325

[QualityInfo.org](#): Your source for the latest economic data, highlights, and analysis.

Discover local new business openings, closures, and hiring events: [Business highlights](#)