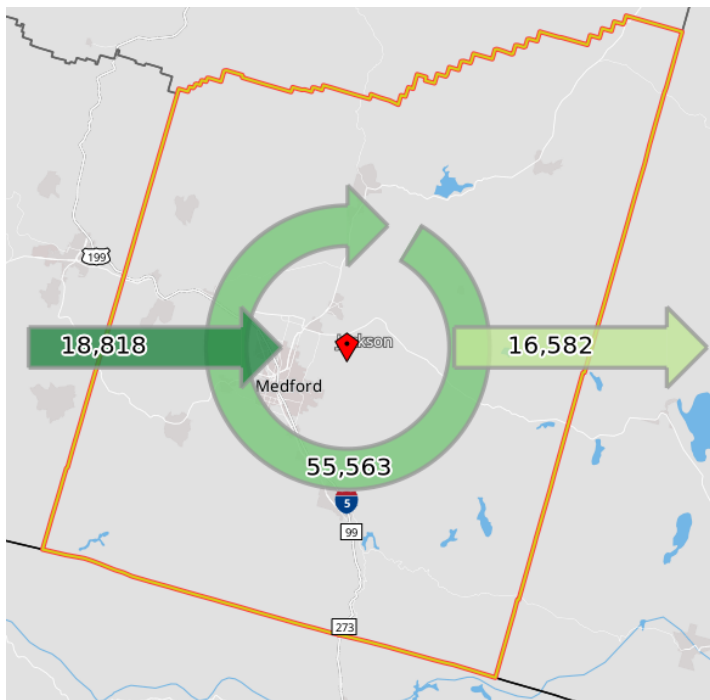


Special Topic: Commuting Patterns



Source: US Census Bureau OnTheMap

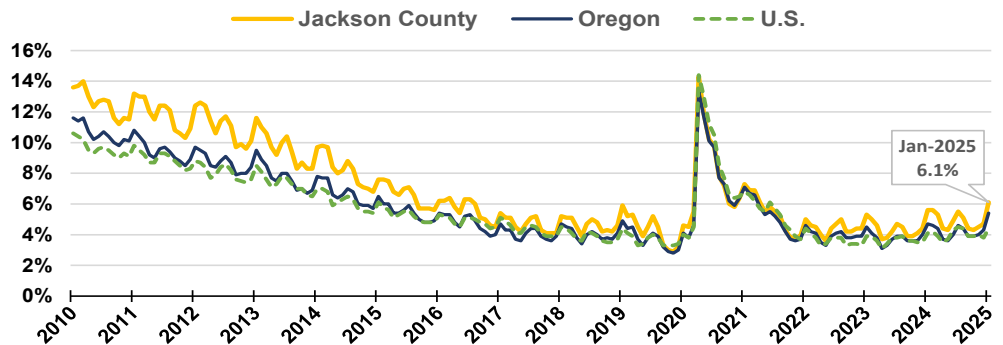
In 2022 there were 74,381 workers employed within Jackson County. A quarter of workers were employed in the county but lived outside it. Three out of four individuals were both employed and lived in the county. An additional 16,582 workers lived in the county but were employed outside it which accounted for 23% of those living in Jackson County.

Of those commuting into Jackson County for work, Josephine (7%), Douglas (3%), Klamath (2%), Multnomah (2%), and Lane (1%) counties were the top five destinations comprising 15%. 60% of workers commute less than 10 miles while 18% commute farther than 50 miles.

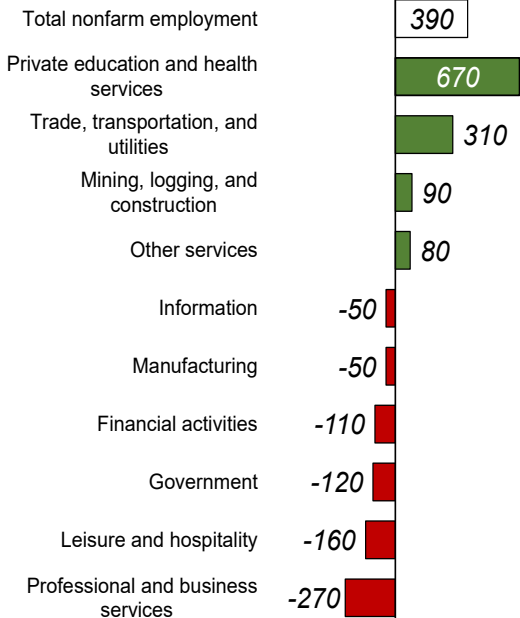
Unemployment Rate at 6.1%

- Seasonally unadjusted unemployment rate in January 2024 was 5.6%
- Seasonally unadjusted unemployment rate was +/- 1.8 percentage points over the year ranging from 4.3% to 6.1%

[More info on unemployment](#)



Source: Oregon Employment Department, LAUS



Source: Oregon Employment Department, CES

Industry Employment Change: Jan 2024 to Jan 2025

Jackson County employment gained 390 jobs over the year

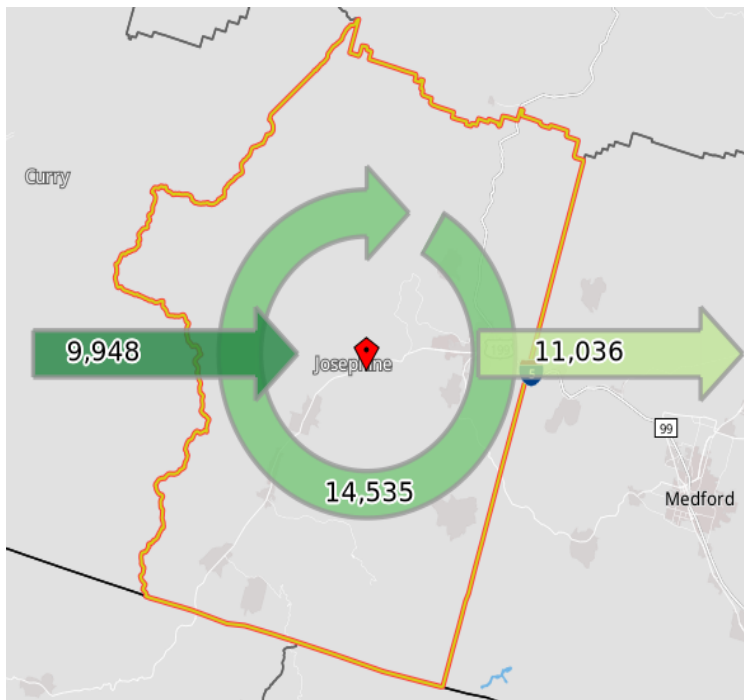
- Payroll employment up **0.4%** over the year
- [Detailed January Employment Press Release](#)

Jeff McAllister — Workforce Analyst for Southern Oregon
Jeff.S.McAllister@employ.oregon.gov
 (541) 414 - 5325

QualityInfo.org: Your source for the latest economic data, highlights, and analysis.

Discover local new business openings, closures, and hiring events: [Business highlights](#)

Special Topic: Commuting Patterns



Source: US Census Bureau OnTheMap

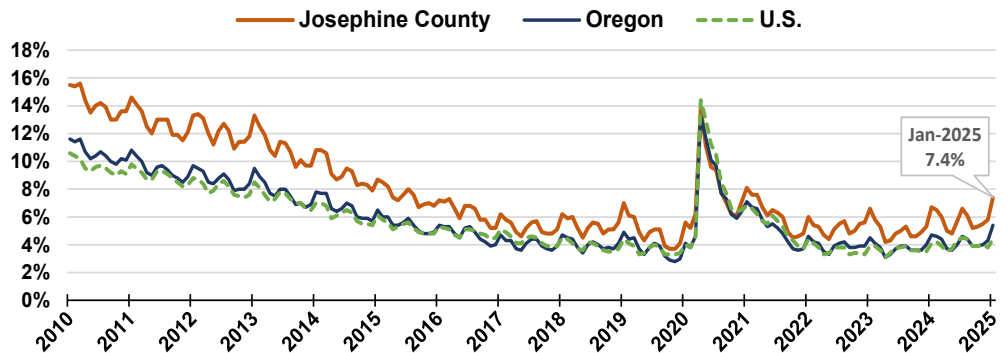
In 2022 there were 24,083 workers employed within Josephine County. Two out of five workers were employed in the county but lived outside it. Three out of five workers were both employed and lived in the county. An additional 11,036 workers lived in the county but were employed outside it which accounted for 43% of those living in Josephine County.

Of those commuting into Josephine County for work, Jackson (18%), Douglas (5%), Lane (2%), Coos (2%), and Multnomah (1%) counties were the top five destinations comprising 28%. 54% of workers commute less than 10 miles while 20% commute farther than 50 miles.

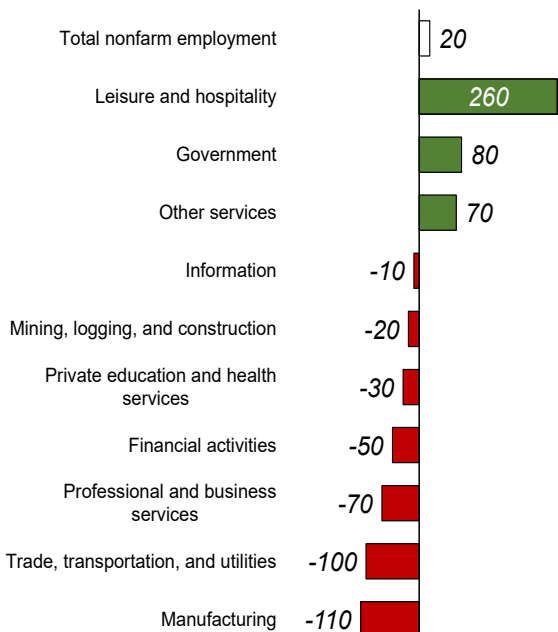
Unemployment Rate at 7.4%

- Seasonally unadjusted unemployment rate in January 2024 was 6.7%
- Seasonally unadjusted unemployment rate was +/- 2.6 percentage points over the year ranging from 4.8% to 7.4%

[More info on unemployment](#)



Source: Oregon Employment Department, LAUS



Source: Oregon Employment Department, CES

Industry Employment Change: Jan 2024 to Jan 2025

Josephine County employment gained 20 jobs over the year

- Payroll employment up 0.1% over the year
- [Detailed January Employment Press Release](#)

Jeff McAllister — Workforce Analyst for Southern Oregon

Jeff.S.McAllister@employ.oregon.gov

(541) 414 - 5325

QualityInfo.org: Your source for the latest economic data, highlights, and analysis.

Discover local new business openings, closures, and hiring events: [Business highlights](#)