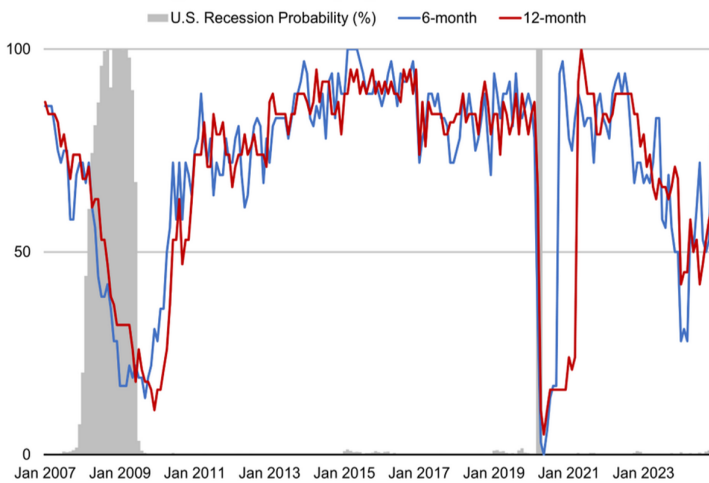


Northwest Oregon Economic Indicators

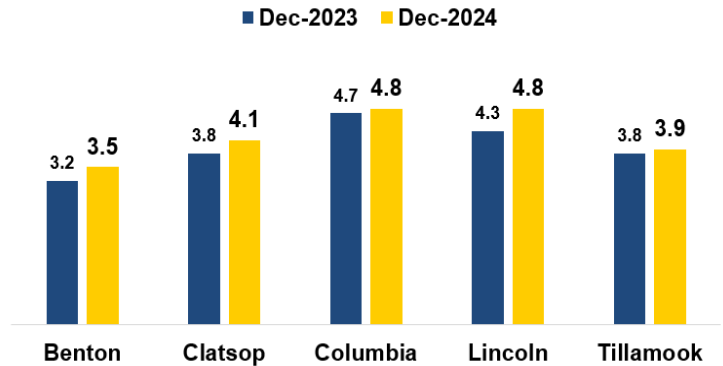
For Benton, Clatsop, Columbia, Lincoln & Tillamook Counties January 2025 (December 2024 Data)

Oregon Current Employment Diffusion Index



Sources: Oregon Employment Department and Prof. Jeremy Piger Recession Probabilities, University of Oregon

Local Area Unemployment Rates
(Preliminary Estimates, Seasonally Adjusted)



Source: Oregon Employment Department Local Area Unemployment Statistics

Graph of the Month

This month we are taking a look at one of the graphs from the Oregon Employment Department's recently published 2024 in review. One way to look at employment growth is with a diffusion index. Sectors with employment gains over a set time period score 100, while those with job declines score 0, and sectors with unchanged employment score 50. The diffusion measure is the average of these scores across all sectors based on their job changes. An average score above 50 means more sectors are growing than not, while a score below 50 means more sectors lost jobs than added them. Oregon began 2024 with more sectors losing jobs than adding them. The state's diffusion index hovered around 50 for much of 2024, then improved by year's end. That means job growth became a bit more widespread across sectors of Oregon's economy later in 2024. [To learn more, check out this article on QualityInfo.org.](#)

Key Takeaways

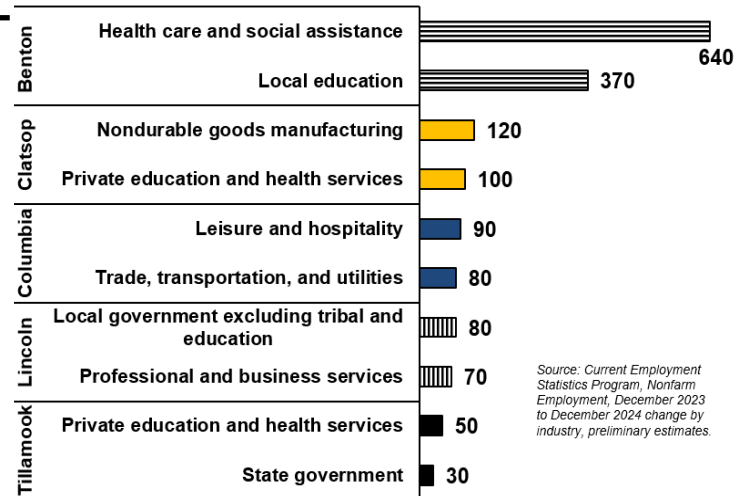
The dominant trends in the labor market of Northwest Oregon continue. Unemployment rates were nearly unchanged across the region, though up from their levels one year before. Private education and health services continues to lead job gains across the region, while manufacturing employment is flat or down over the year in all areas except Clatsop County.

For more economic or labor market data or to be added to this monthly email list, contact:

Shaun Barrick, Workforce Economist
Cell: 503.396.7355
E-mail: Shaun.barrick@employ.oregon.gov

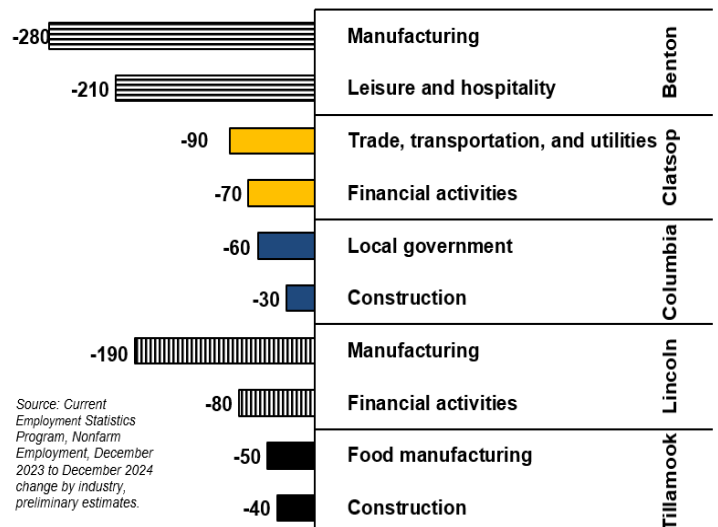
Want to keep up on the latest Oregon economic data? Visit our web site at www.QualityInfo.org
How are we doing? [Tell Us What You Think!](#)

Industries Adding the Most Jobs in Past Year by County



Source: Current Employment Statistics Program, Nonfarm Employment, December 2023 to December 2024 change by industry, preliminary estimates.

Industries Losing the Most Jobs in Past Year by County



Source: Current Employment Statistics Program, Nonfarm Employment, December 2023 to December 2024 change by industry, preliminary estimates.