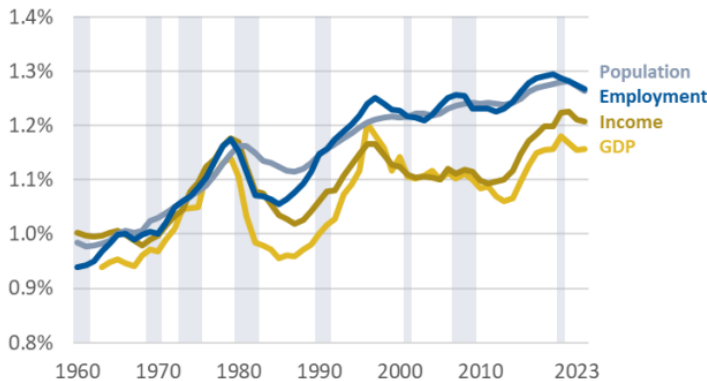


## Northwest Oregon Economic Indicators

For Benton, Clatsop, Columbia, Lincoln & Tillamook Counties November 2024 (October 2024 Data)

### Oregon Usually Grows Faster than U.S.

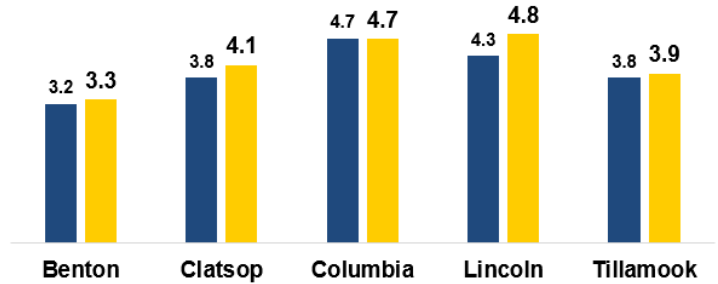
Oregon as share of U.S. total



Source: BEA, BLS, Oregon Office of Economic Analysis

### Local Area Unemployment Rates (Preliminary Estimates, Seasonally Adjusted)

■ Oct-2023 ■ Oct-2024



Source: Oregon Employment Department Local Area Unemployment Statistics

### Graph of the Month

This month we are taking a look at one of the graphs from the most recent Quarterly Economic and Revenue Forecast from Oregon's Office of Economic Analysis. In order to provide some historical context as to how population, employment, income, and GDP have changed over time in Oregon, they put together this graph showing how the rates at which these important indicators are growing has been increasing. However, since the pandemic recession, growth has slowed across all four of these measures. If you compare the time period after the pandemic recession with another inflationary recession, such as in the early 1980's, you also see a similar decrease in the growth rates of these measures. To learn more, [check out OEA's economic and revenue forecasts here.](#)

### Key Takeaways

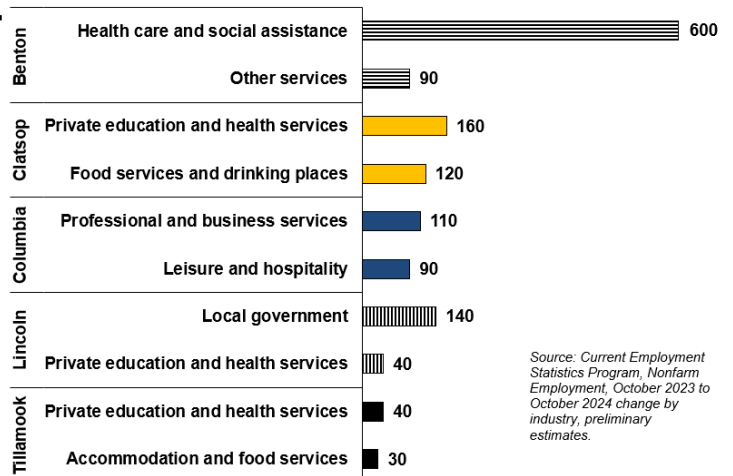
Unemployment rates were relatively unchanged in all five counties, as well as at the state level. Private education and health services continued to add jobs in most counties, with certain components of leisure and hospitality also growing in most of the counties. However, not all aspects of leisure and hospitality have added jobs over the year, such as accommodation in Clatsop County. Manufacturing employment continues to have less jobs over-the-year in most counties.

For more economic or labor market data or to be added to this monthly email list, contact:

**Shaun Barrick, Workforce Economist**  
Cell: 503.396.7355  
E-mail: [Shaun.barrick@employ.oregon.gov](mailto:Shaun.barrick@employ.oregon.gov)

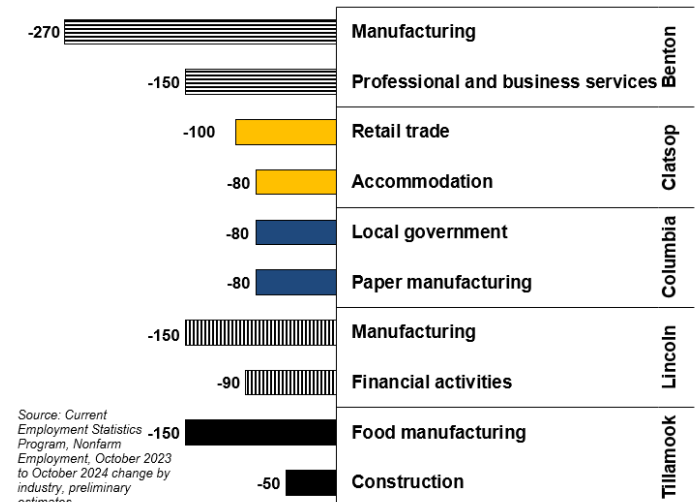
Want to keep up on the latest Oregon economic data? Visit our web site at [www.QualityInfo.org](http://www.QualityInfo.org)

### Industries Adding the Most Jobs in Past Year by County



Source: Current Employment Statistics Program, Nonfarm Employment, October 2023 to October 2024 change by industry, preliminary estimates.

### Industries Losing the Most Jobs in Past Year by County



Source: Current Employment Statistics Program, Nonfarm Employment, October 2023 to October 2024 change by industry, preliminary estimates.