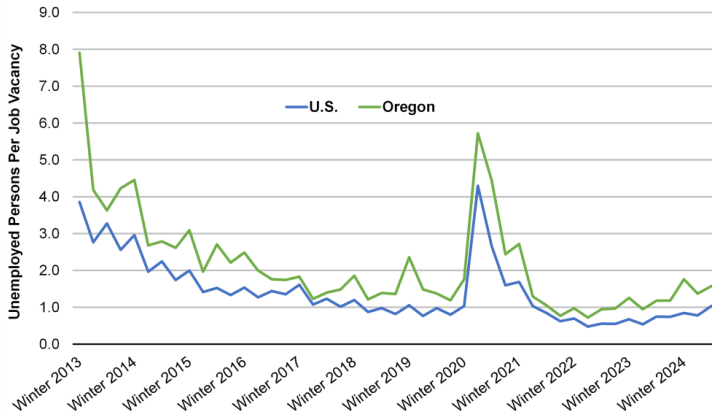


Northwest Oregon Economic Indicators

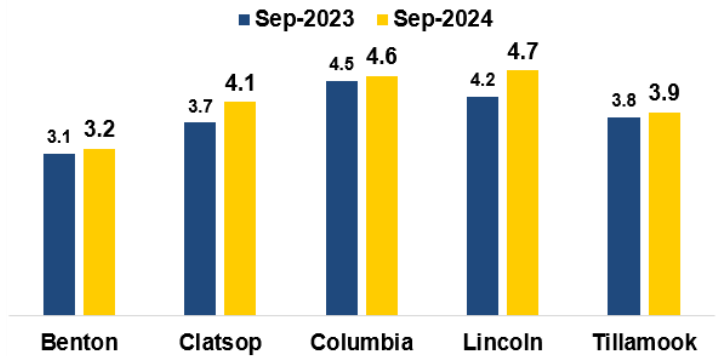
For Benton, Clatsop, Columbia, Lincoln & Tillamook Counties October 2024 (September 2024 Data)

U.S. and Oregon Unemployed to Job Vacancy Ratios
Rising Slowly After Record Lows
(Job Openings with Private Employers, 2013-2024)



Source: Oregon Employment Department

Local Area Unemployment Rates
(Preliminary Estimates, Seasonally Adjusted)



Source: Oregon Employment Department Local Area Unemployment Statistics

Graph of the Month

This month we are taking a look at the results of the Summer 2024 Job Vacancy Survey. Each quarter, the Oregon Employment Department surveys private employers from all industries and areas of the state to ask about the job vacancies they are actively trying to fill. Oregon businesses reported 61,000 vacancies in summer 2024. Vacancies increased 6% from the spring and decreased 13% from summer 2023. The number of vacancies is close to levels seen prior to the pandemic, after reaching elevated levels of close to 100,000 job vacancies in spring 2021 through summer 2022 in the rapid hiring following pandemic re-openings. To learn more, [check out this article on QualityInfo.org](#).

Key Takeaways

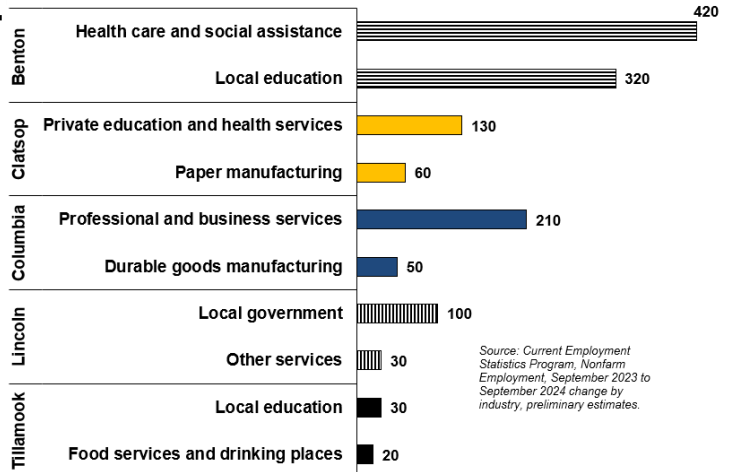
Unemployment rates were relatively unchanged in all five counties, as well as at the state level. Private education and health services continued to add jobs in most counties, with manufacturing and local government adding jobs as well. However, while components of manufacturing and local government are adding jobs in some counties, other components of those industries are shedding jobs in others.

For more economic or labor market data or to be added to this monthly email list, contact:

Shaun Barrick, Workforce Economist
Cell: 503.396.7355
E-mail: Shaun.barrick@employ.oregon.gov

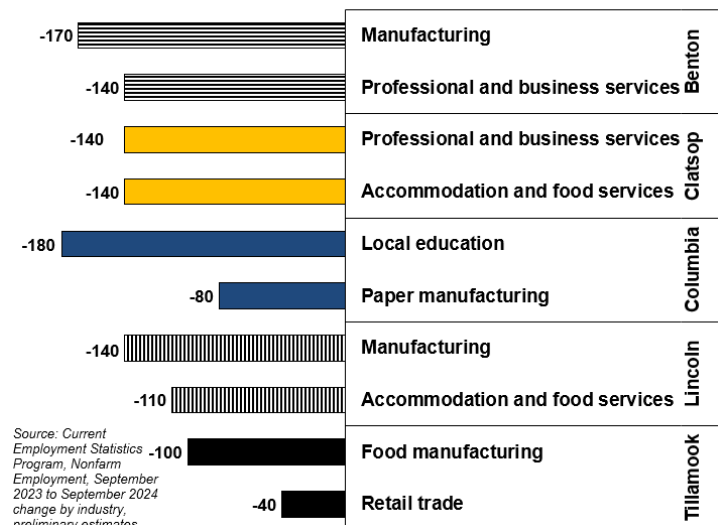
Want to keep up on the latest Oregon economic data? Visit our web site at www.QualityInfo.org

Industries Adding the Most Jobs in Past Year by County



Source: Current Employment Statistics Program, Nonfarm Employment, September 2023 to September 2024 change by industry, preliminary estimates.

Industries Losing the Most Jobs in Past Year by County



Source: Current Employment Statistics Program, Nonfarm Employment, September 2023 to September 2024 change by industry, preliminary estimates.