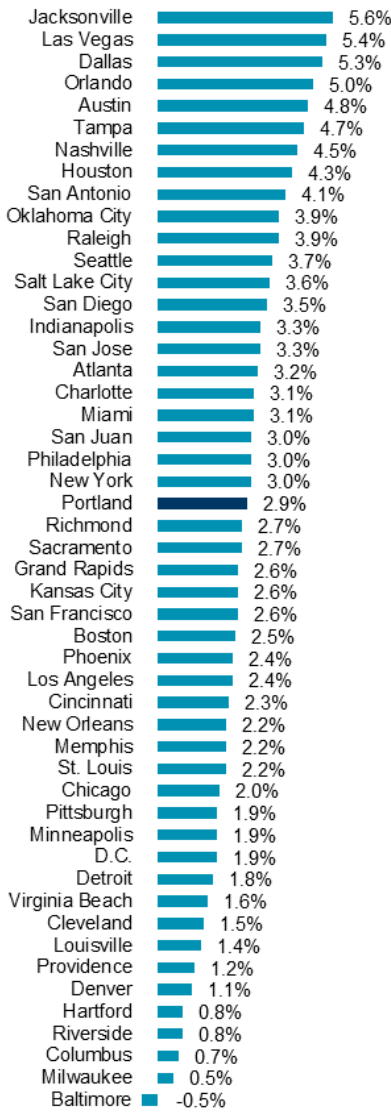


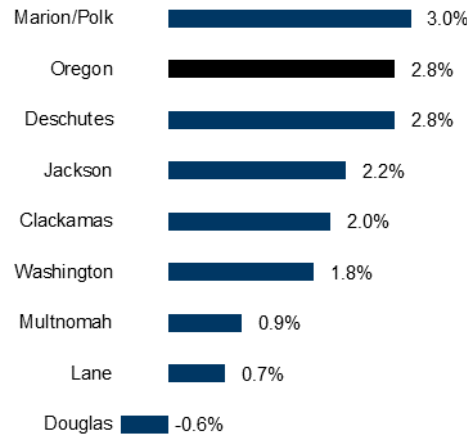
**Job Growth by U.S. Metro**

Percentage Growth - Feb. 2022 to Feb. 2023



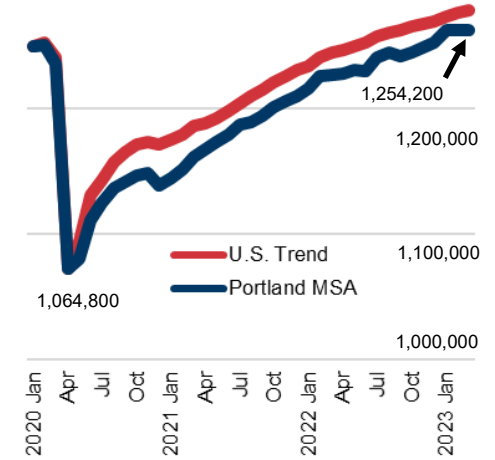
**Employment Growth by County**

Mar. 2022 to Mar. 2023 - By County



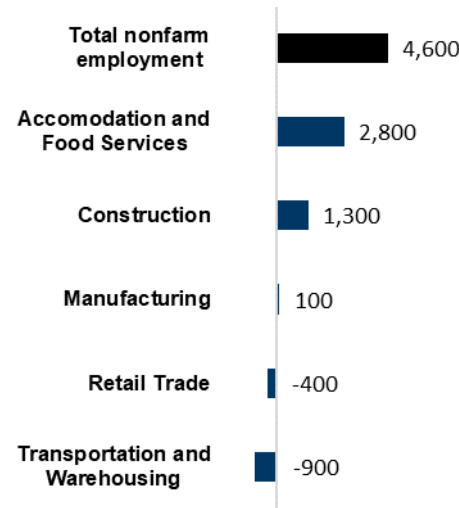
**Employment in Portland Metro**

Jan. 2020 to Mar. 2023 (seasonally adjusted)



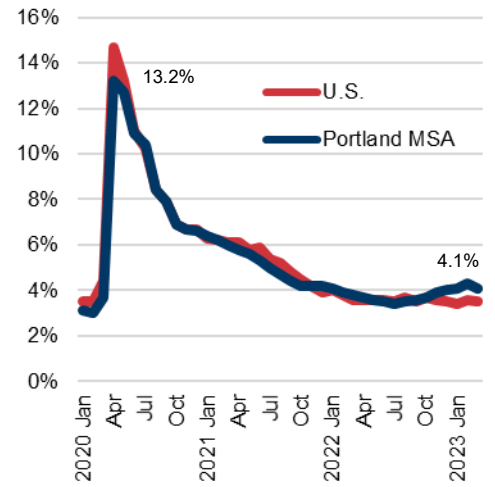
**Select Industry Gains and Losses**

Multnomah County, Mar. 2022 to Mar. 2023



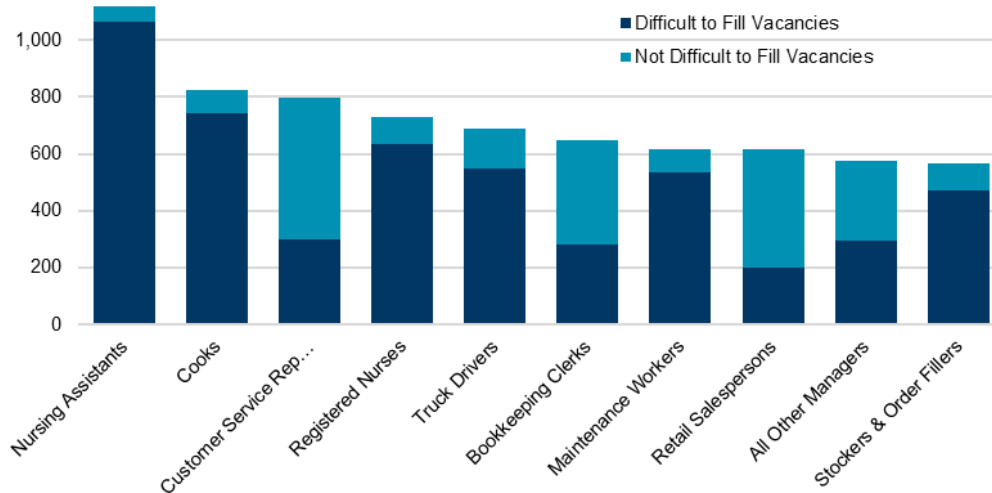
**Unemployment Rate Portland Metro**

Jan. 2020 through Mar. 2023 (Seasonally Adjusted)



**Top Occupations in Portland Metro with Highest Number of Vacancies**

Source: Oregon Employment Department, Job Vacancy Survey



**Record High Job Vacancies in Portland Metro in 2022**

There were 30,991 job vacancies at any given time during 2022 in Portland Metro (Multnomah and Washington counties), a record high according to the Oregon Employment Department's latest Job Vacancy Survey. The share of vacancies reported as difficult to fill shot up to nearly two-thirds (65%). Pre-pandemic, only about half of vacancies were reported as difficult to fill.

Nursing assistant had the most vacancies with 1,120, with an astonishing 95% of those vacancies reported as difficult to fill. Cooks with 823 vacancies and customer service representatives with 795 vacancies round out the top three.

Employers reported that all vacancies for occupations such as waiters, software developers and automotive service technicians were difficult to fill.

**Want to join the distribution list?  
Have questions? E-mail me!**

Jake Procino  
Jake.D.Procino@employ.oregon.gov