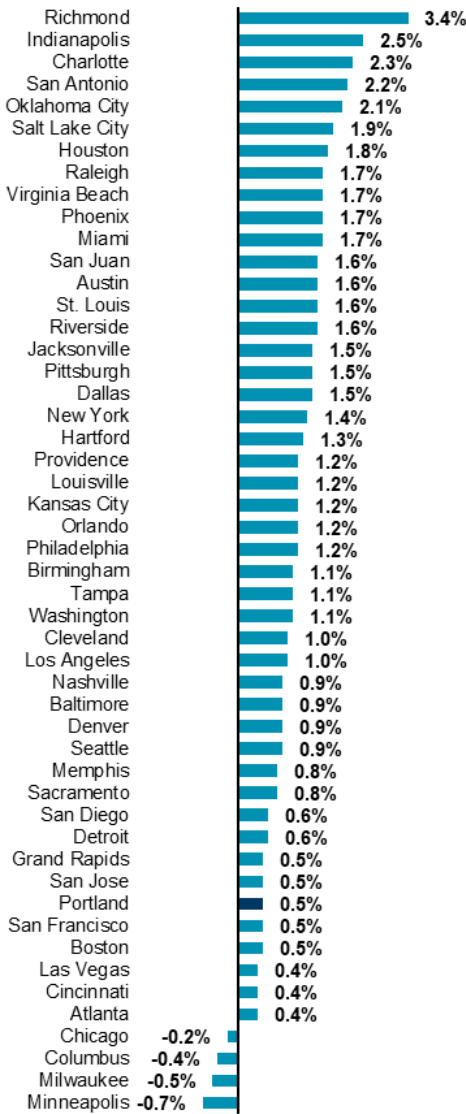


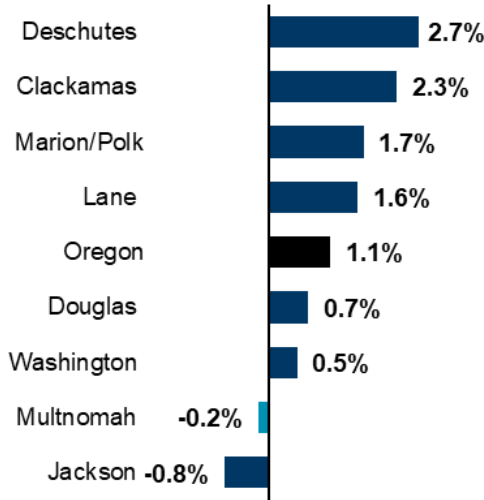
Job Growth by U.S. Metro

Percentage Growth — Nov. 2023 to Nov. 2024



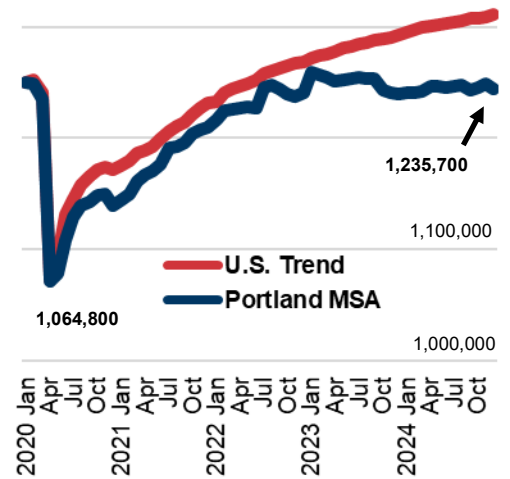
Employment Growth by County

Dec. 2023 to Dec. 2024



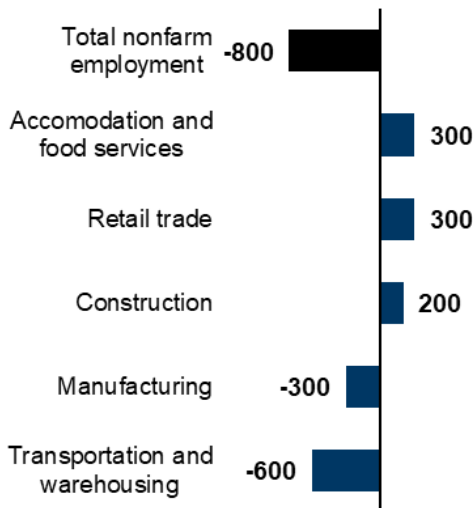
Employment in Portland Metro

Jan. 2020 to Dec. 2024 (seasonally adjusted)



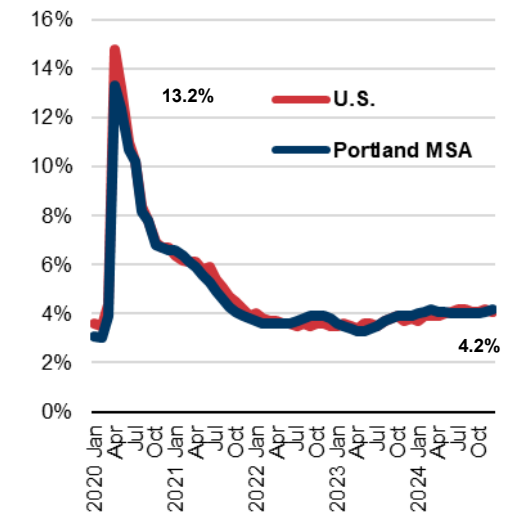
Select Industry Gains and Losses

Multnomah County, Dec. 2023 to Dec. 2024



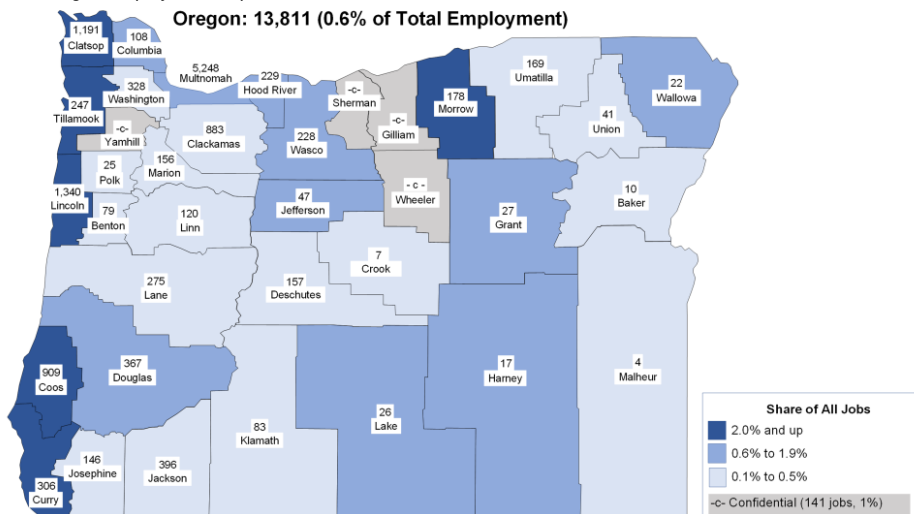
Unemployment Rate Portland Metro

Jan. 2020 through Dec. 2024 (Seasonally Adjusted)



2023 Maritime Sector Covered Jobs and Nonemployers by County

Source: Oregon Employment Department and U.S. Census Bureau



Maritime Sector Accounts for 5,248 Jobs in Multnomah County

Oregon's maritime sector is widespread and plays a key economic role in many coastal and rural communities. With a workforce totaling nearly 14,000 in 2023 and average wages 17% higher than the state average, the maritime sector supports many family-wage jobs in Oregon. The sector is expected to continue adding new jobs, albeit at a slower pace than the statewide average, creating the need for more workers.

Oregon's maritime workforce is also aging. A large share of the current workforce will retire or change careers within the next 10 years, creating replacement openings for new workers. These workforce trends represent challenges for employers trying to fill their job vacancies, as well as more job opportunities for Oregonians in the maritime sector.

Want to join the distribution list? Have questions? E-mail me!

Jake Procino
Jake.D.Procino@employ.oregon.gov