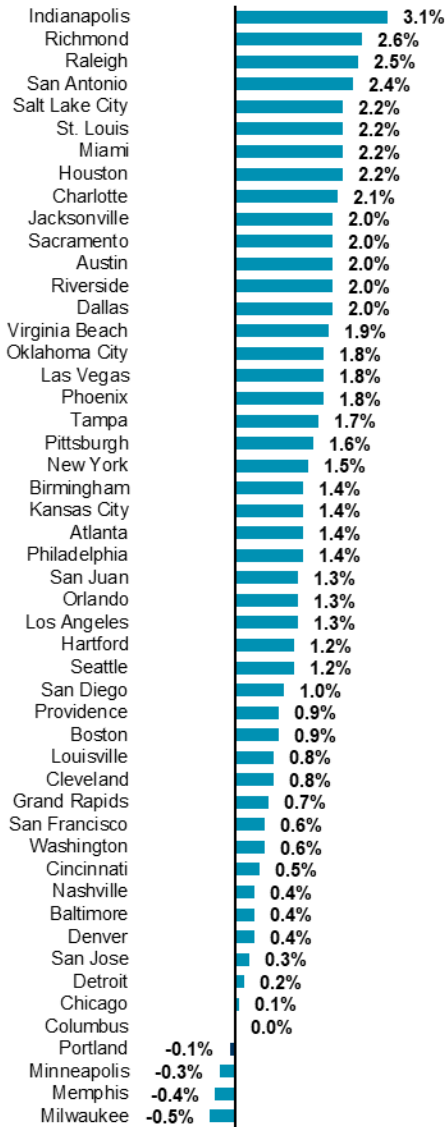


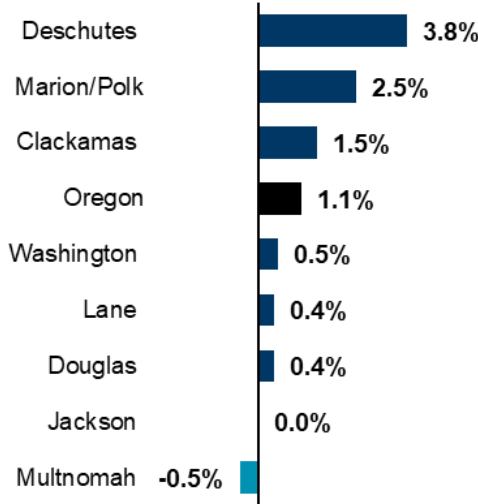
Job Growth by U.S. Metro

Percentage Growth - Sep. 2023 to Sep. 2024



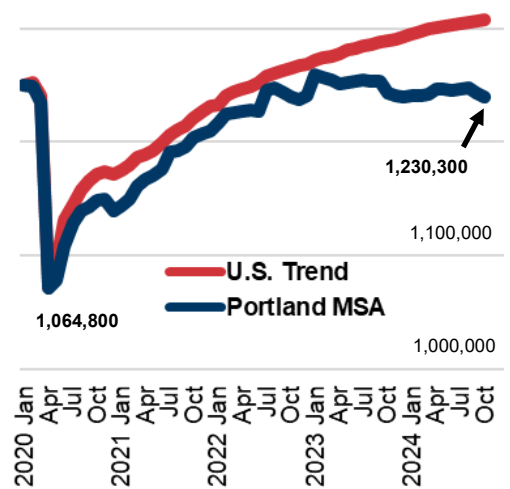
Employment Growth by County

Oct. 2023 to Oct. 2024



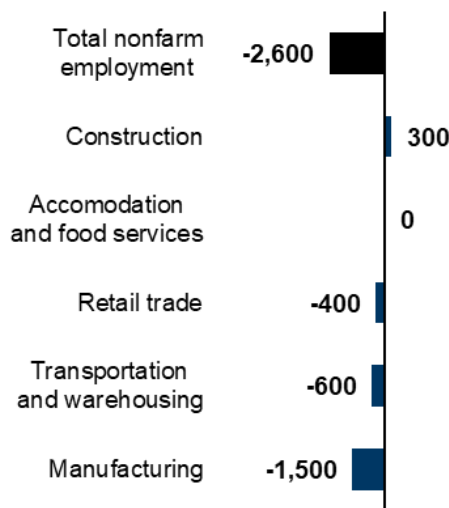
Employment in Portland Metro

Jan. 2020 to Oct. 2024 (seasonally adjusted)



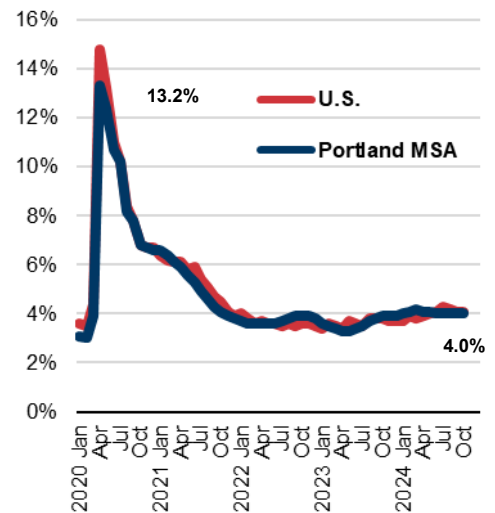
Select Industry Gains and Losses

Multnomah County, Oct. 2023 to Oct. 2024



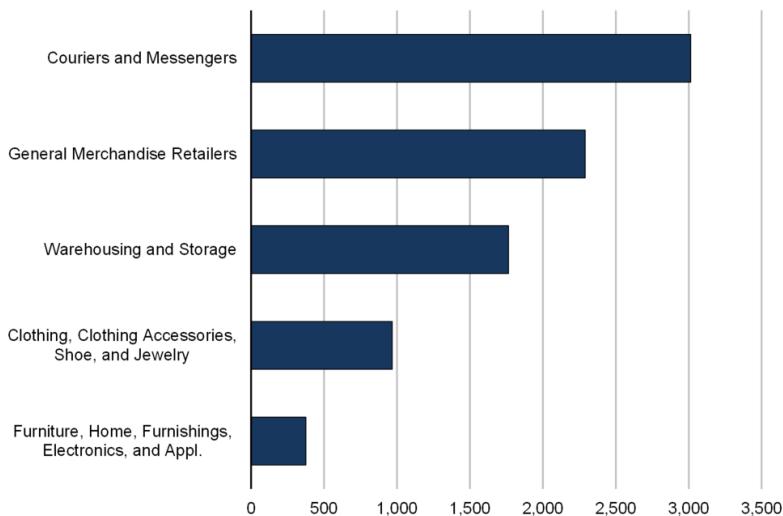
Unemployment Rate Portland Metro

Jan. 2020 through Oct. 2024 (Seasonally Adjusted)



2023 Holiday Hiring Buildup for Selected Industries in Oregon

Source: Oregon Employment Department



Oregon Saw Holiday Buildup of 8,500 Jobs in 2023

The holiday season provides retailers and package delivery companies with a much-needed end-of-year boost in sales. To respond to this increase in demand, some businesses hire extra workers, often on a temporary basis. Businesses with this kind of strong holiday employment pattern comprise "holiday hiring" industries. An industry's "holiday buildup," or the number of employees added during the holiday season, is a convenient way to measure holiday hiring activity.

Oregon's buildup in traditional holiday hiring industries was 8,500 in the fourth quarter of 2023, representing a 6.0% increase compared with the pre-buildup employment level in September. This was higher than the 6,900-job buildup seen in 2022. That year holiday hiring increased employment by 4.7% compared with September levels.

Holiday buildup was especially concentrated in a few industries in 2023. Reflecting the prominence of e-commerce, private couriers and messengers had the largest buildup, adding around 3,000 jobs. Other industries with a large buildup included general merchandise retailers (2,300); warehousing and storage (1,800); clothing, clothing accessories, shoe, and jewelry retailers (970); and furniture, home, furnishings, electronics, and appliances (380).

**Want to join the distribution list?
Have questions? E-mail me!**

Jake Procino
Jake.D.Procino@employ.oregon.gov